



US00D669394S

(12) **United States Design Patent**  
**Hall et al.**

(10) **Patent No.:** **US D669,394 S**  
(45) **Date of Patent:** **\*\* Oct. 23, 2012**

(54) **AUTOMOBILE BODY**

(75) Inventors: **Mark D. Hall**, Rochester Hills, MI (US);  
**Mark C. Trostle**, Clarkston, MI (US);  
**Michael H. Nicholas**, Troy, MI (US);  
**Lou Gasevski**, Rochester, MI (US)

(73) Assignee: **Chrysler Group LLC**, Auburn Hills, MI (US)

(\*\*) Term: **14 Years**

(21) Appl. No.: **29/399,564**

(22) Filed: **Aug. 16, 2011**

(51) **LOC (9) Cl.** ..... **12-08**

(52) **U.S. Cl.** ..... **D12/92**

(58) **Field of Classification Search** ..... D12/86,  
D12/90-92; D21/424, 433, 434; 296/181.1,  
296/181.5

See application file for complete search history.

(56) **References Cited**

U.S. PATENT DOCUMENTS

D483,696 S 12/2003 Howell et al.  
D494,101 S 8/2004 Zavatski et al.

D553,050 S 10/2007 Barrington et al.  
D558,096 S \* 12/2007 Nicholas et al. .... D12/92  
D564,944 S \* 3/2008 Barrington et al. .... D12/92  
D576,524 S \* 9/2008 Zavatski et al. .... D12/91

\* cited by examiner

*Primary Examiner* — Melody N Brown

(74) *Attorney, Agent, or Firm* — Ralph E. Smith

(57) **CLAIM**


The ornamental design for an automobile body, as shown and described.

**DESCRIPTION**

FIG. 1 is a front perspective view of an automobile body showing our new design;  
FIG. 2 is a rear perspective view thereof;  
FIG. 3 is a top view thereof; and  
FIG. 4 is a side view thereof; and  
FIG. 5 is a front view thereof; and,  
FIG. 6 is a rear view.

It will be understood that the broken lines presented in the drawings are for illustration only, and do not form a part of the claimed design.

**1 Claim, 6 Drawing Sheets**



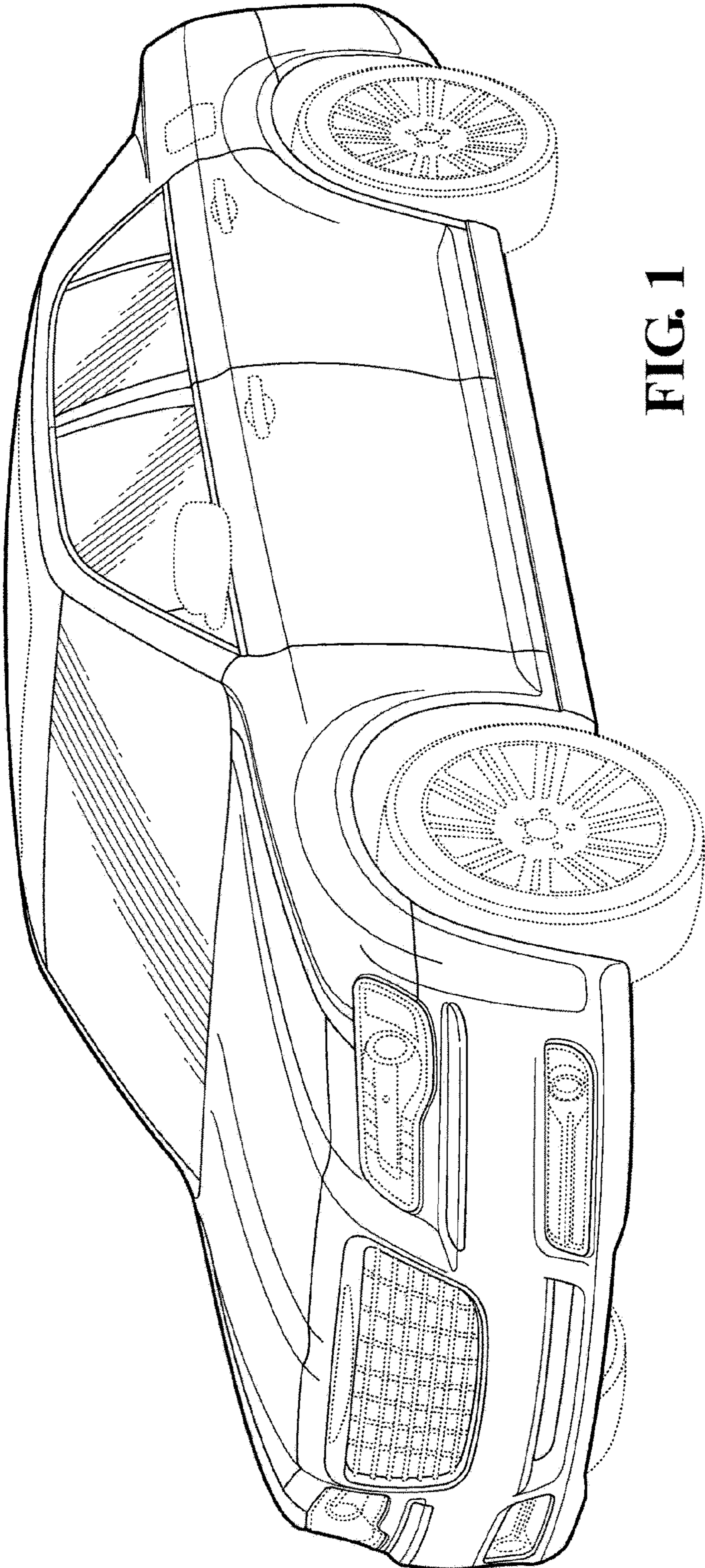
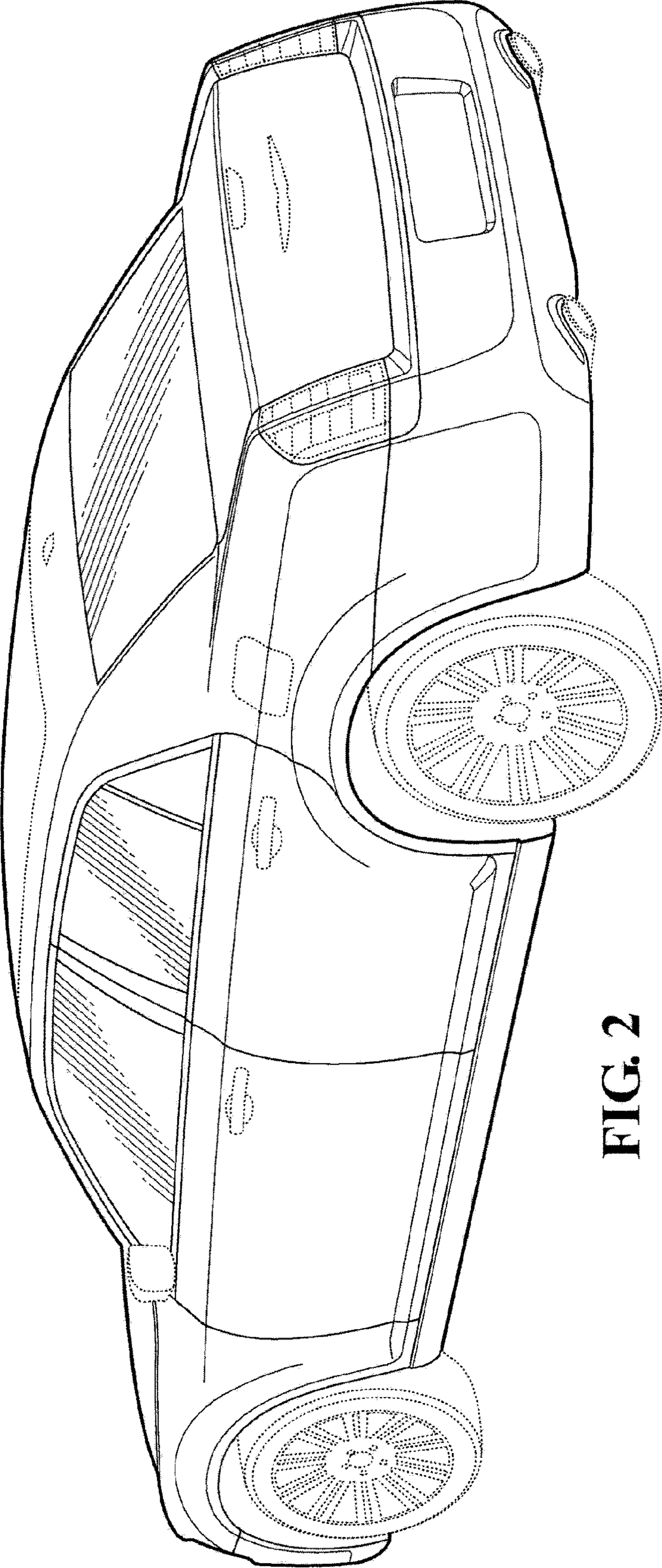


FIG. 1



**FIG. 2**

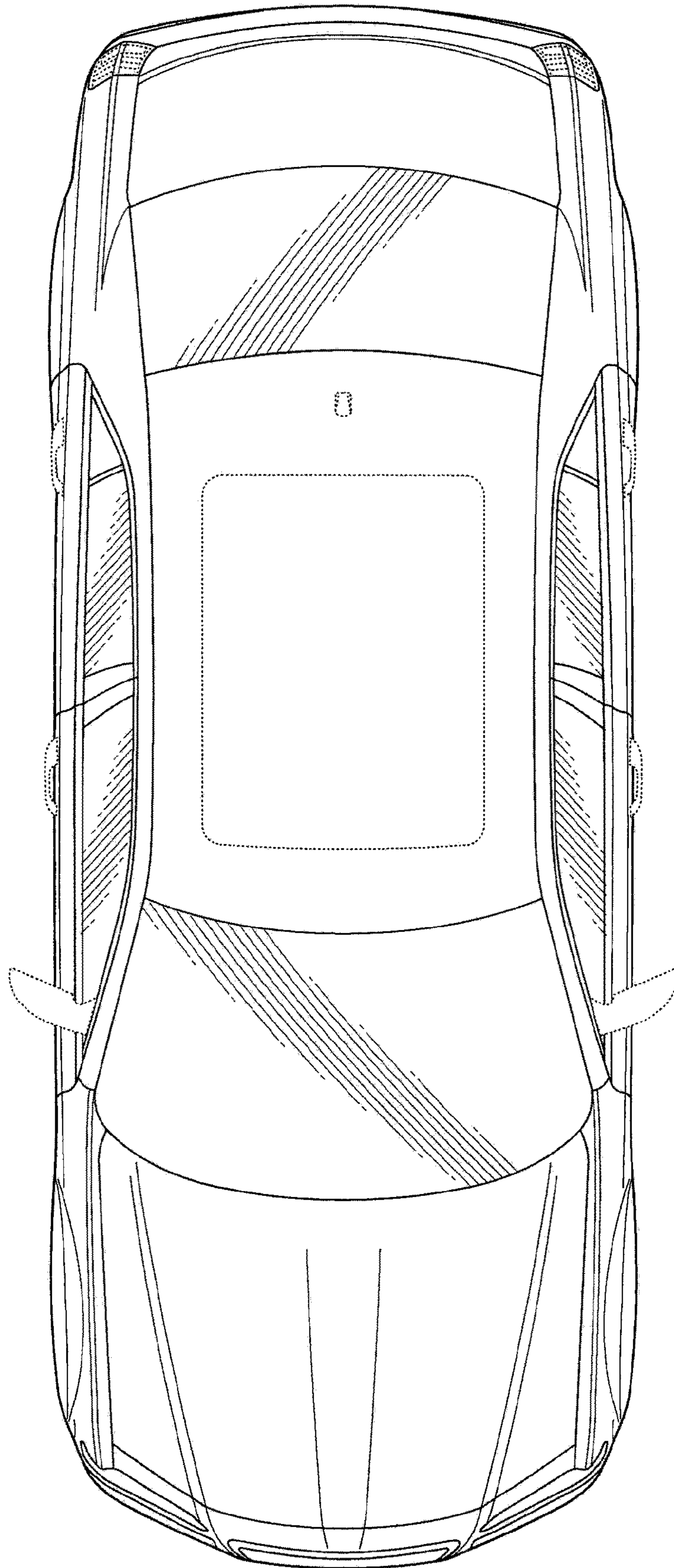


FIG. 3

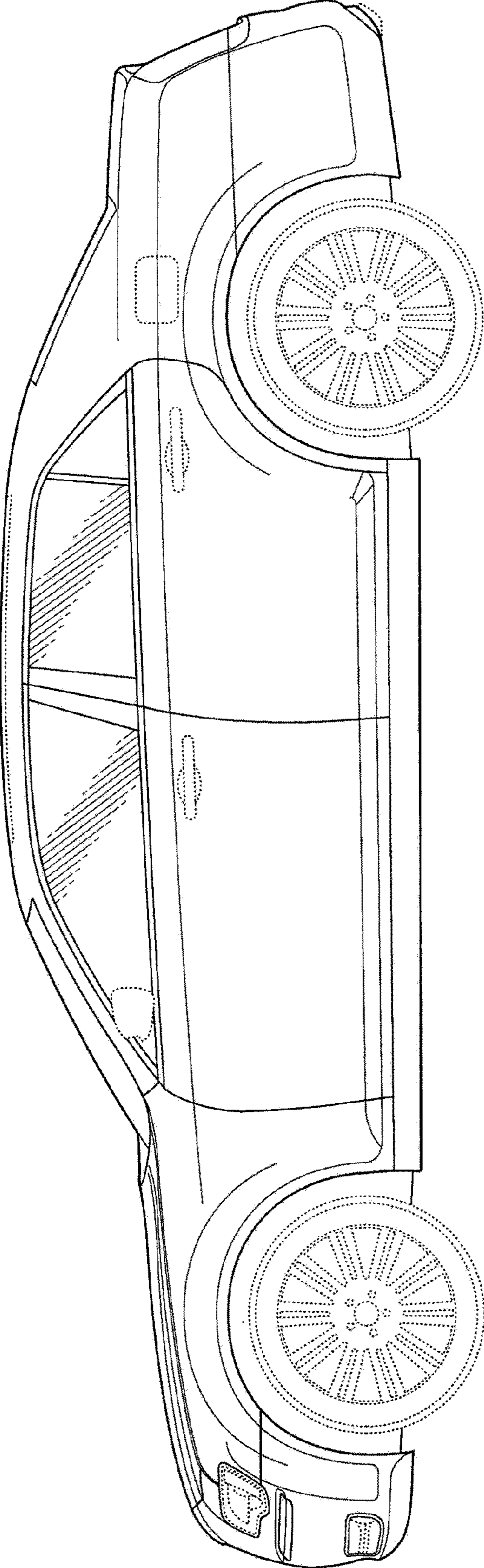

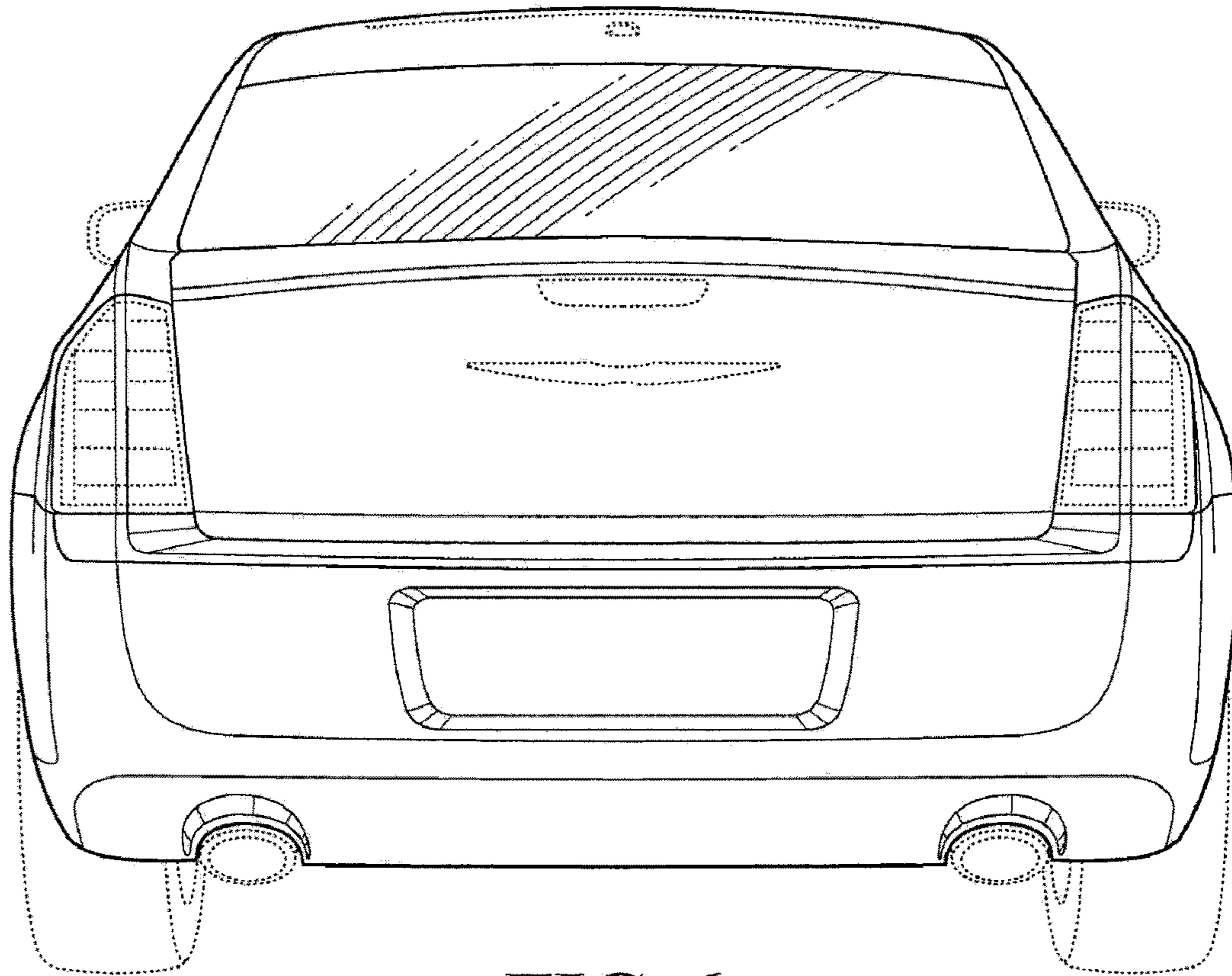


FIG. 4



**FIG. 5**



**FIG. 6**