

US00D669387S

(12) **United States Design Patent**
Kwon

(10) **Patent No.:** **US D669,387 S**

(45) **Date of Patent:** **** Oct. 23, 2012**

(54) **EARRING**

(76) Inventor: **Sujin Kwon**, Brooklyn, NY (US)

(**) Term: **14 Years**

(21) Appl. No.: **29/423,078**

(22) Filed: **May 29, 2012**

(51) **LOC (9) Cl.** **11-01**

(52) **U.S. Cl.** **D11/45**

(58) **Field of Classification Search** D11/40–51,
D11/79–88; 63/1.11, 3, 3.1, 12, 13, 14.1–14.8
See application file for complete search history.

(56) **References Cited**

U.S. PATENT DOCUMENTS

| | | | | |
|---------------|---------|---------------|-------|---------|
| D59,469 S * | 10/1921 | Gagnon | | D6/581 |
| D59,593 S * | 11/1921 | Hughes | | D26/84 |
| D150,586 S * | 8/1948 | Katz | | D11/43 |
| D151,867 S * | 11/1948 | Bogoff | | D11/43 |
| D177,204 S * | 3/1956 | Anderle | | D6/581 |
| D279,879 S * | 7/1985 | Moon | | D11/43 |
| D286,758 S * | 11/1986 | Bulgari | | D11/43 |
| D287,577 S * | 1/1987 | Lorberfeld | | D11/43 |
| D303,230 S * | 9/1989 | Westmoland | | D11/45 |
| D326,429 S * | 5/1992 | Azrielant | | D11/43 |
| 5,675,988 A * | 10/1997 | Ignatowski | | 63/38 |
| 5,881,736 A * | 3/1999 | Turner et al. | | 132/200 |
| D429,281 S * | 8/2000 | Miller et al. | | D19/54 |

| | | | | |
|--------------|---------|---------------|-------|---------|
| D434,184 S * | 11/2000 | Acker | | D28/41 |
| D448,524 S * | 9/2001 | Colla | | D28/89 |
| D561,939 S * | 2/2008 | Madden | | D28/41 |
| D567,134 S * | 4/2008 | Bulgari | | D11/45 |
| D632,605 S * | 2/2011 | Marchand | | D11/43 |
| D653,003 S * | 1/2012 | Monroe | | D30/155 |
| D664,061 S * | 7/2012 | Papadimitriou | | D11/43 |
| D664,062 S * | 7/2012 | Papadimitriou | | D11/43 |

* cited by examiner

Primary Examiner — Cathron Brooks

Assistant Examiner — Melanie Pellegrini

(74) *Attorney, Agent, or Firm* — Jennifer Meredith, Esq.;
Meredith & Keyhani, PLLC

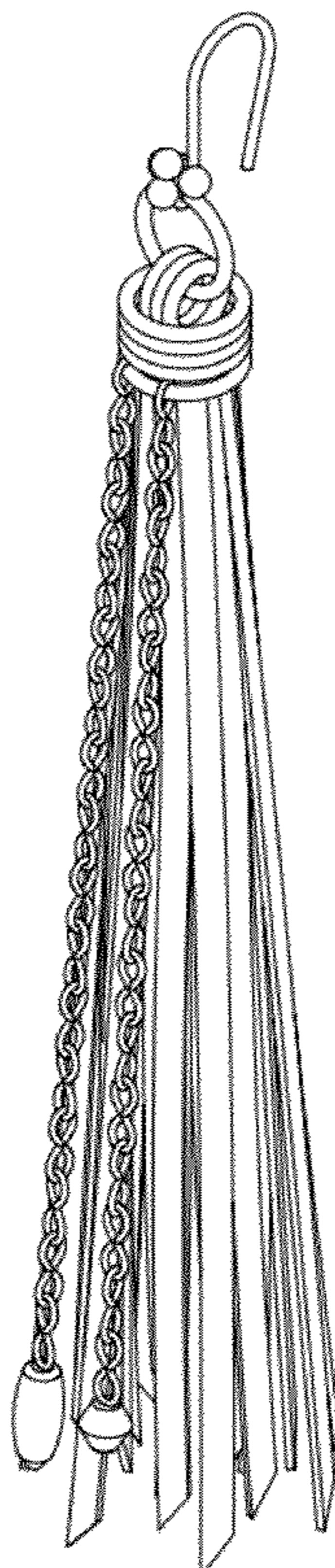
(57) **CLAIM**

I claim the ornamental design for the earring, as shown and described.

DESCRIPTION

FIG. 1 is a left side perspective view of the earring;
FIG. 2 is a right side perspective view of the earring;
FIG. 3 is a top perspective view of the earring;
FIG. 4 is a top view of the earring;
FIG. 5 is a bottom view of the earring;
FIG. 6 is a left side view of the earring;
FIG. 7 is a right side view of the earring;
FIG. 8 is a front view of the earring; and,
FIG. 9 is a back view of the earring.

1 Claim, 4 Drawing Sheets



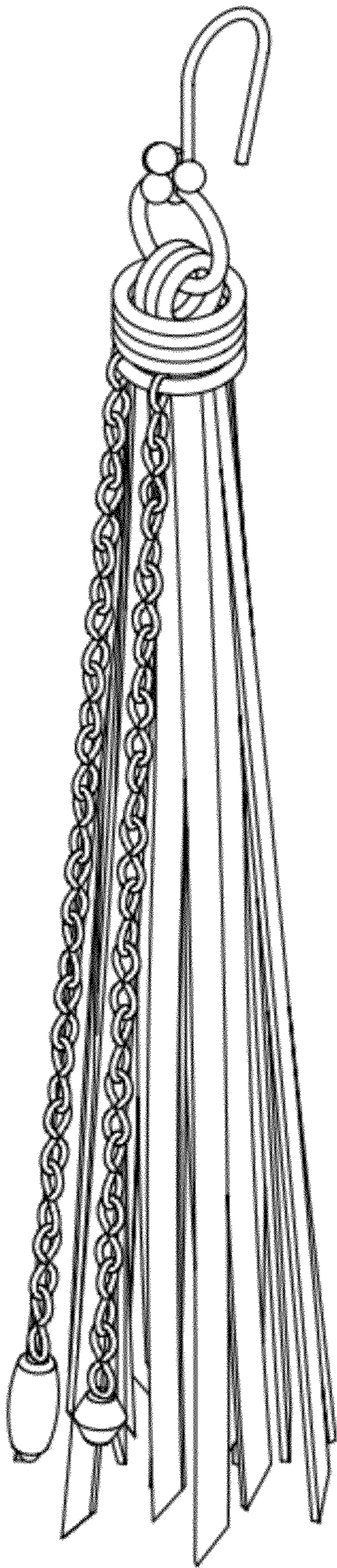


FIG. 1

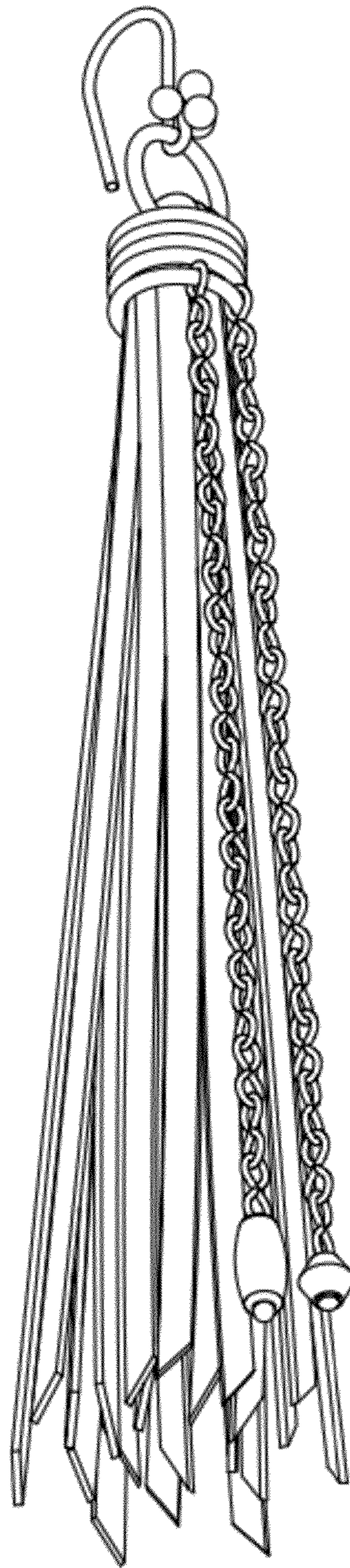


FIG. 2




FIG. 3




FIG. 4

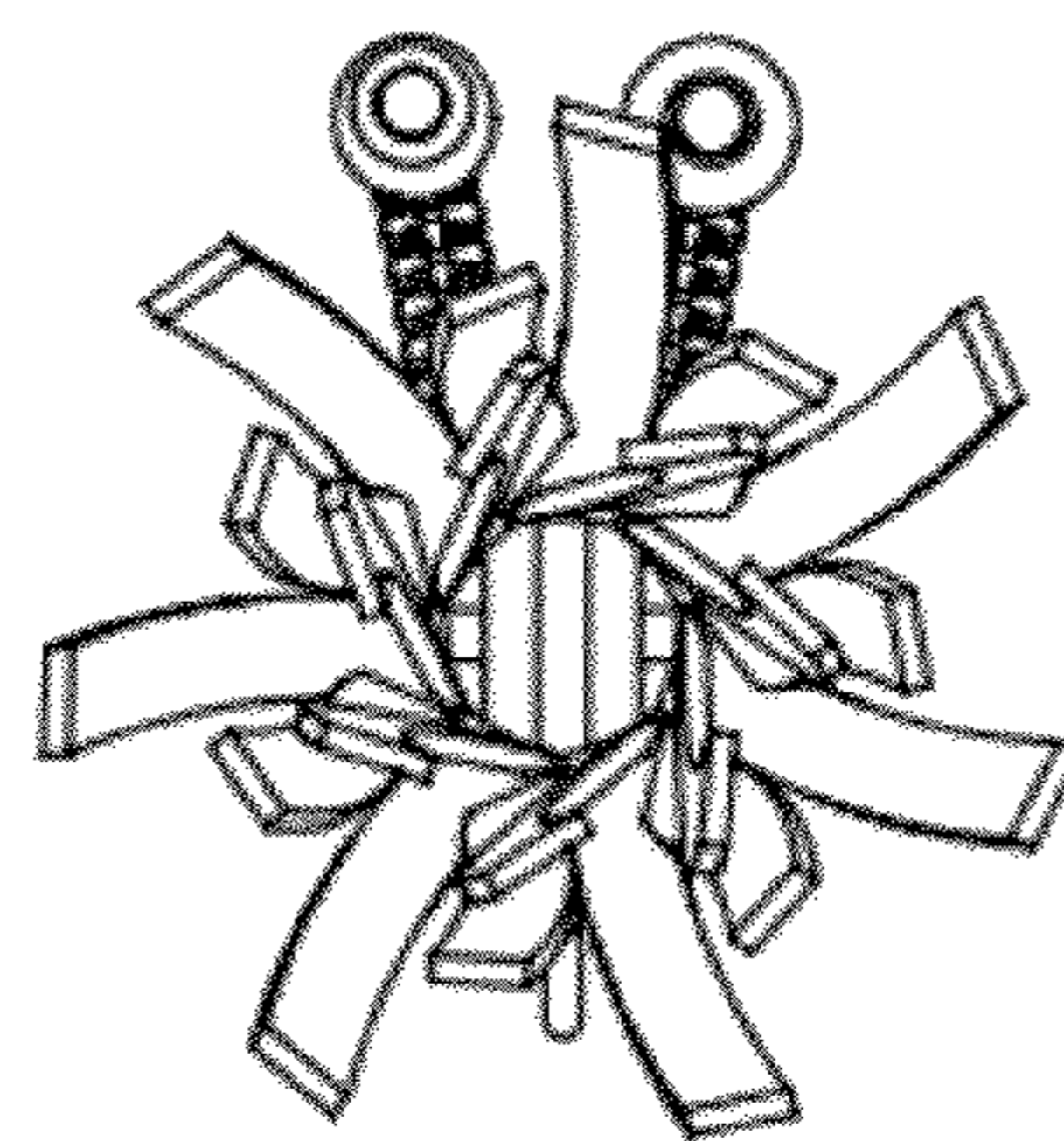


FIG. 5

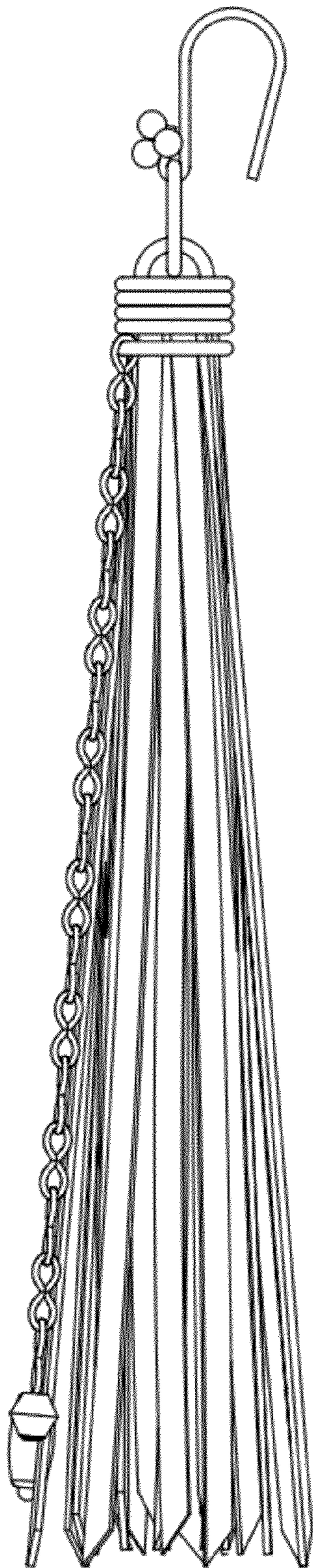


FIG. 6

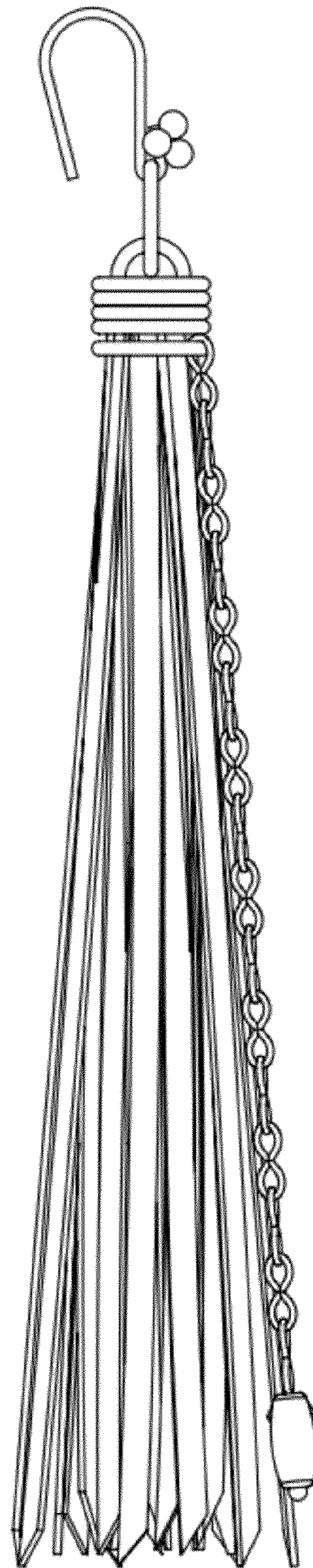


FIG. 7

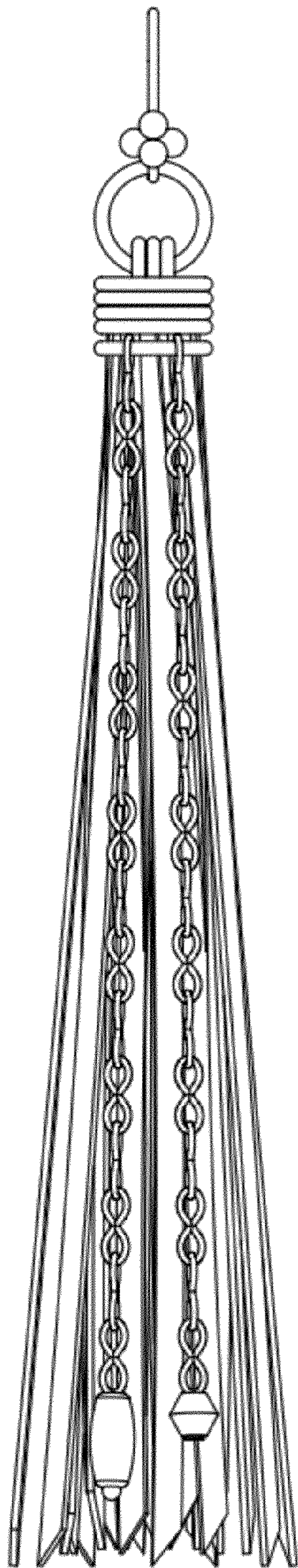


FIG. 8




FIG. 9