



US00D669384S

(12) **United States Design Patent**
Alvarez et al.

(10) **Patent No.:** **US D669,384 S**
(45) **Date of Patent:** **** Oct. 23, 2012**

(54) **WRISTBAND WITH ILLUMINATED FEATURES**

D553,536 S 10/2007 Andren
D554,004 S * 10/2007 Kraft D10/38
D556,194 S 11/2007 Rambosek

(Continued)

(75) Inventors: **Michel Alvarez**, Miami Beach, FL (US);
William D. Webb, San Francisco, CA (US);
Chris Harsacky, San Francisco, CA (US);
Kyle Swen, San Carlos, CA (US);
Jamian R. Cobbett, Portland, OR (US);
Kyle Schepke, Portland, OR (US)

(73) Assignee: **NIKE, Inc.**, Beaverton, OR (US)

(**) Term: **14 Years**

(21) Appl. No.: **29/423,287**

(22) Filed: **May 30, 2012**

(51) **LOC (9) Cl.** **11-01**

(52) **U.S. Cl.** **D11/3**

(58) **Field of Classification Search** D11/1-39,
D11/86; 63/3, 3.1, 3.2, 5, 15.1-15.4, 15.45,
63/15.5, 15.6, 15.65, 15.7, 26-28; D10/30,
D10/31, 32

See application file for complete search history.

(56) **References Cited**

U.S. PATENT DOCUMENTS

D262,527 S 1/1982 Goldberg
D263,869 S * 4/1982 Sumiyasu D24/211
5,218,577 A * 6/1993 Seager 368/10
D355,858 S 2/1995 Sugita
5,418,760 A * 5/1995 Kawashima et al. 368/69
D460,430 S 7/2002 Wada
D466,487 S 12/2002 Wada
D466,488 S 12/2002 Wada
D468,648 S 1/2003 Starck
6,775,205 B1 * 8/2004 Sporn 368/10
D495,611 S 9/2004 Jorgensen
D511,309 S * 11/2005 Hardy D11/26
D539,670 S 4/2007 Behling
D545,232 S * 6/2007 Waldman D10/125
D548,128 S 8/2007 Andren
D549,221 S 8/2007 Yagi
D550,112 S 9/2007 Andren

OTHER PUBLICATIONS

The Retsu by Saishin, 1 color page included, disclosure date unknown but prior to filing date of the instant application.

(Continued)

Primary Examiner — Cathron Brooks

Assistant Examiner — Melanie Pellegrini

(74) *Attorney, Agent, or Firm* — Banner & Witcof, Ltd.

(57) **CLAIM**

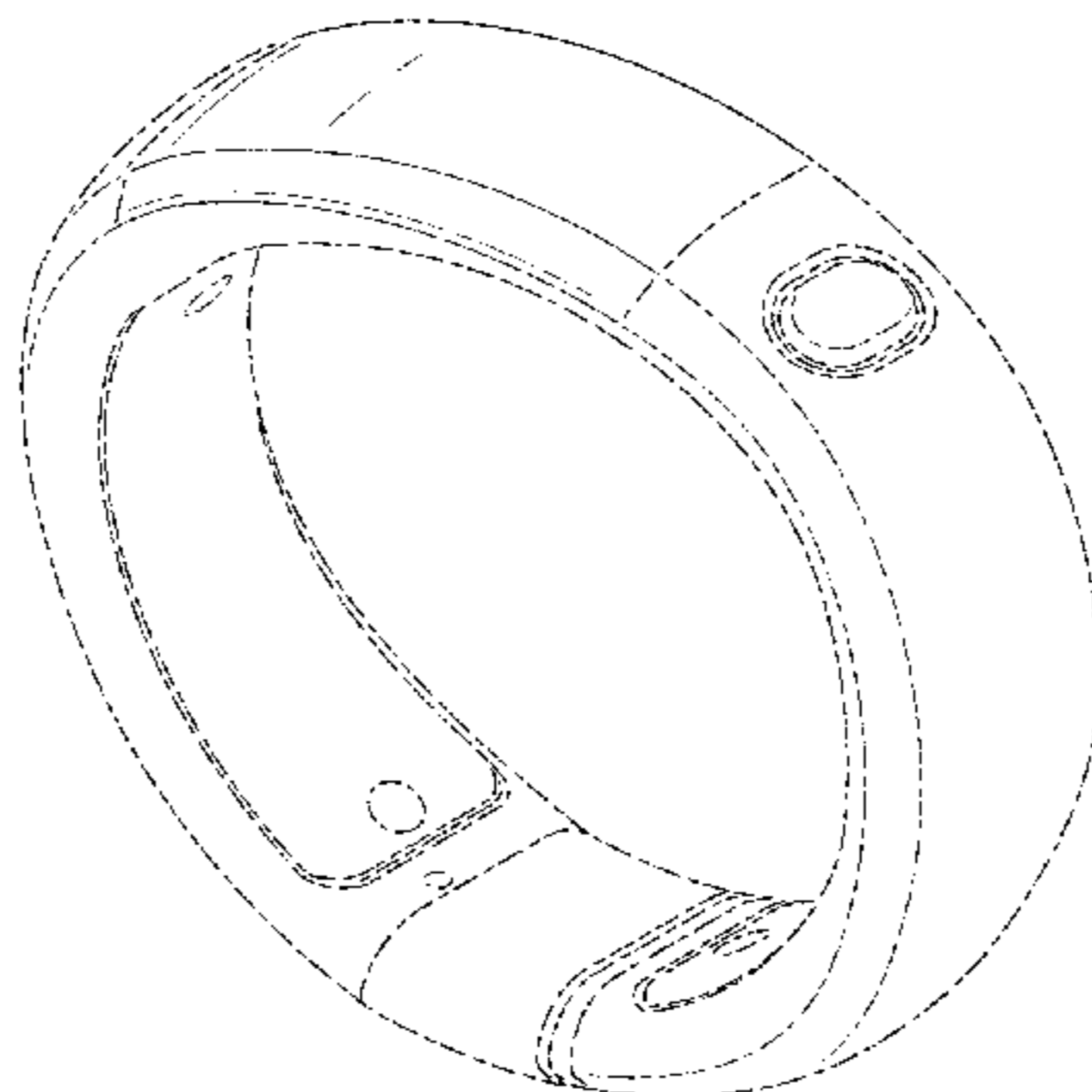
The ornamental design for an wristband with illuminated features, as shown and described.

DESCRIPTION

FIG. 1 is a perspective view of an wristband with illuminated features showing our new design in a non-illuminated state; FIG. 2 is a side view thereof; FIG. 3 is a front view thereof; FIG. 4 is a perspective view of the wristband with illuminated features of FIGS. 1-3 shown in an illuminated state; FIG. 5 is a side view thereof; FIG. 6 is a front view thereof; FIG. 7 is a front perspective view of the wristband with illuminated features shown in FIGS. 4-6 depicted without radiating lines for clarity; FIG. 8 is a side view thereof; and, FIG. 9 is a front view thereof.

The broken lines immediately adjacent to the opposed longitudinal ends of the surface shaded area represent unclaimed boundaries of the design. The circular regions with radiating lines within the claimed area in FIGS. 4-6 represent illuminated regions. In FIGS. 4-6, the ten unshaded circular regions within the claimed area, demarcated by broken lines, form no part of the claimed design. The broken lines showing the remainder of the wristband are for environmental purposes only and form no part of the claimed design.

1 Claim, 6 Drawing Sheets



US D669,384 S

Page 2

U.S. PATENT DOCUMENTS

D558,198 S 12/2007 Blankenship
D560,134 S 1/2008 Chen
D562,175 S * 2/2008 Miller D11/35
D564,367 S 3/2008 Molyneux
D565,427 S * 4/2008 Ellner et al. D10/31
D567,227 S 4/2008 Hada
D567,676 S 4/2008 Tang
D568,768 S 5/2008 Tang
D571,684 S 6/2008 Kim
D576,501 S 9/2008 Tang
D576,908 S 9/2008 Gruenke
D580,277 S 11/2008 Brady
D583,815 S 12/2008 Giovannoni
D589,374 S 3/2009 Tang
D600,570 S 9/2009 Zinder
D600,571 S 9/2009 Singer

D604,654 S 11/2009 Calvani
D606,423 S 12/2009 Mille
D608,236 S * 1/2010 Akdemir D11/26
D611,357 S 3/2010 Giroud
D621,726 S 8/2010 Lattmann
D638,723 S 5/2011 Ong
D640,367 S 6/2011 Lin
D643,428 S 8/2011 Janky et al.
8,028,413 B2 * 10/2011 Miller 63/15
D651,535 S 1/2012 Rodarmel
2008/0236195 A1 * 10/2008 Woebke 63/1.14

OTHER PUBLICATIONS

Various LED watches, 32 color pages included, disclosure date unknown but prior to filing date of the instant application.

* cited by examiner

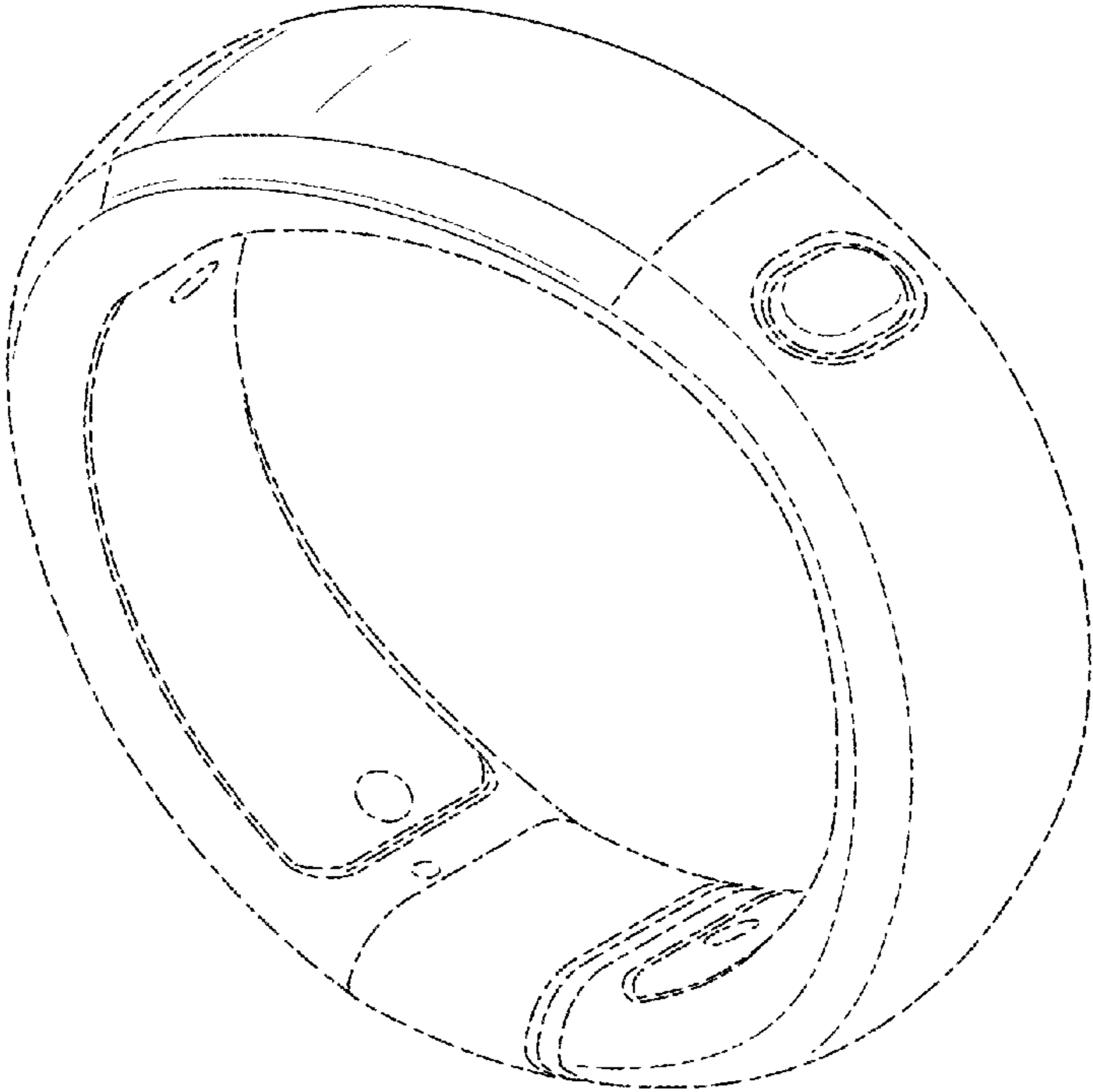


FIG. 1

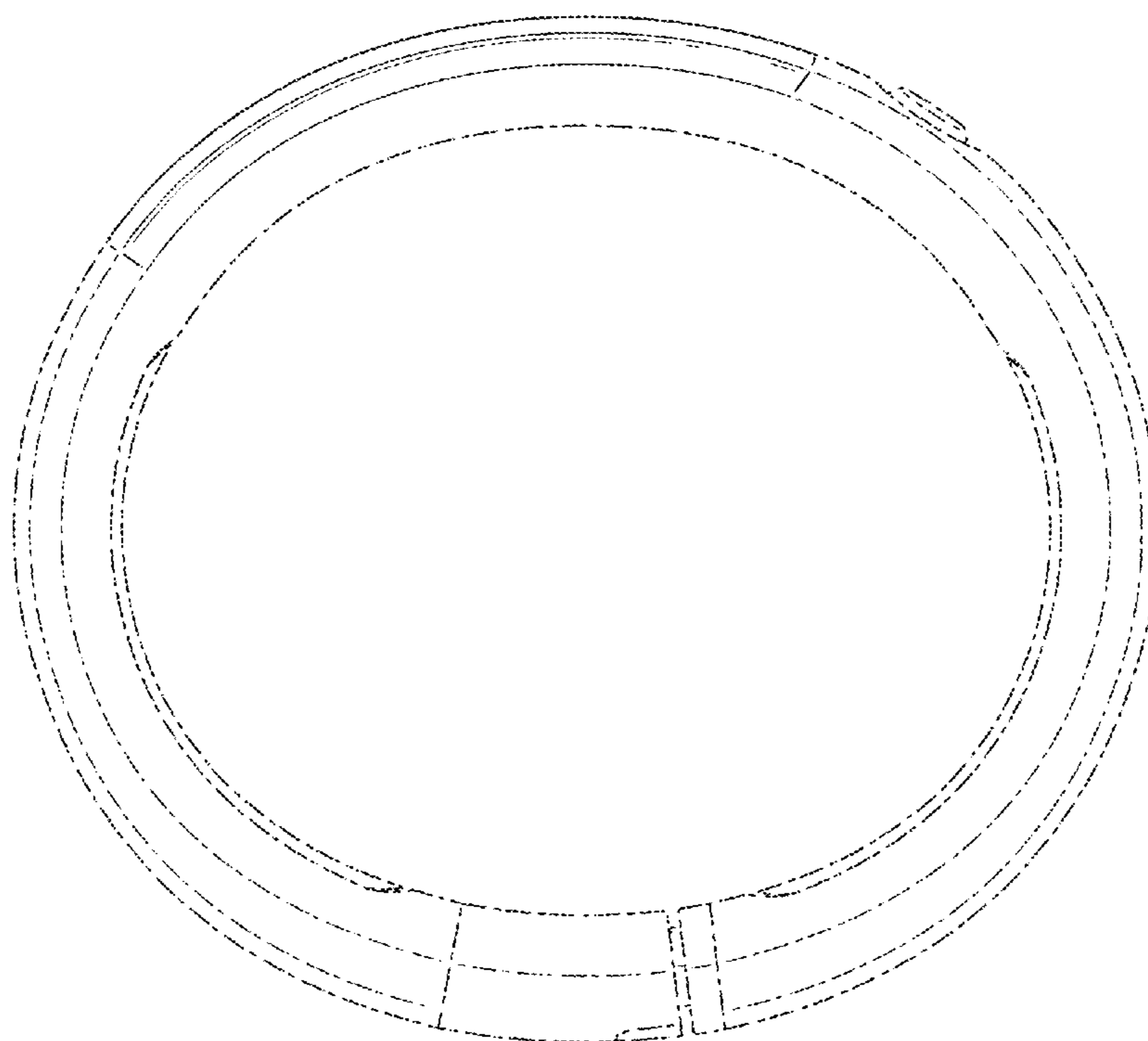


FIG. 2




FIG. 3

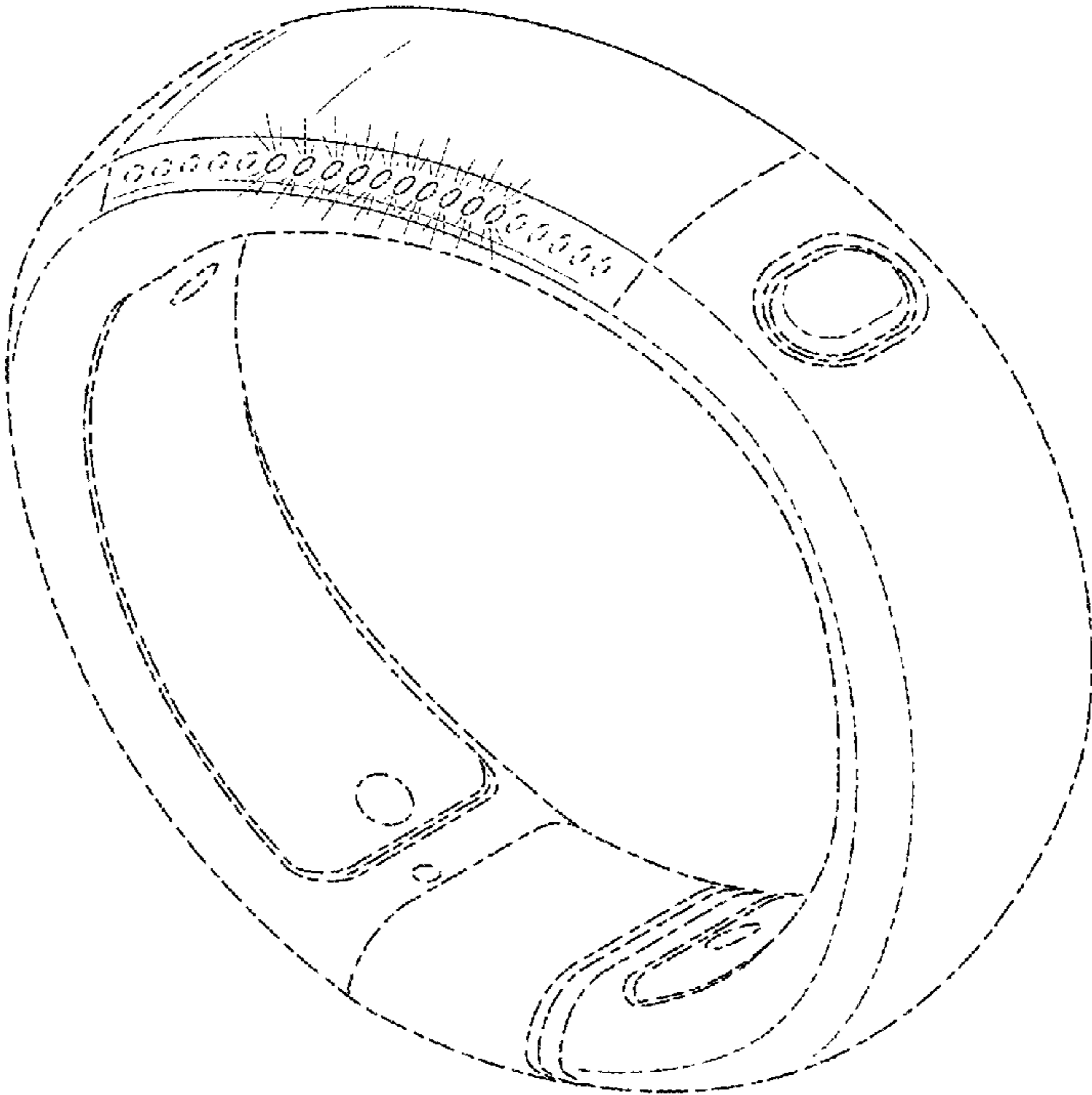


FIG. 4

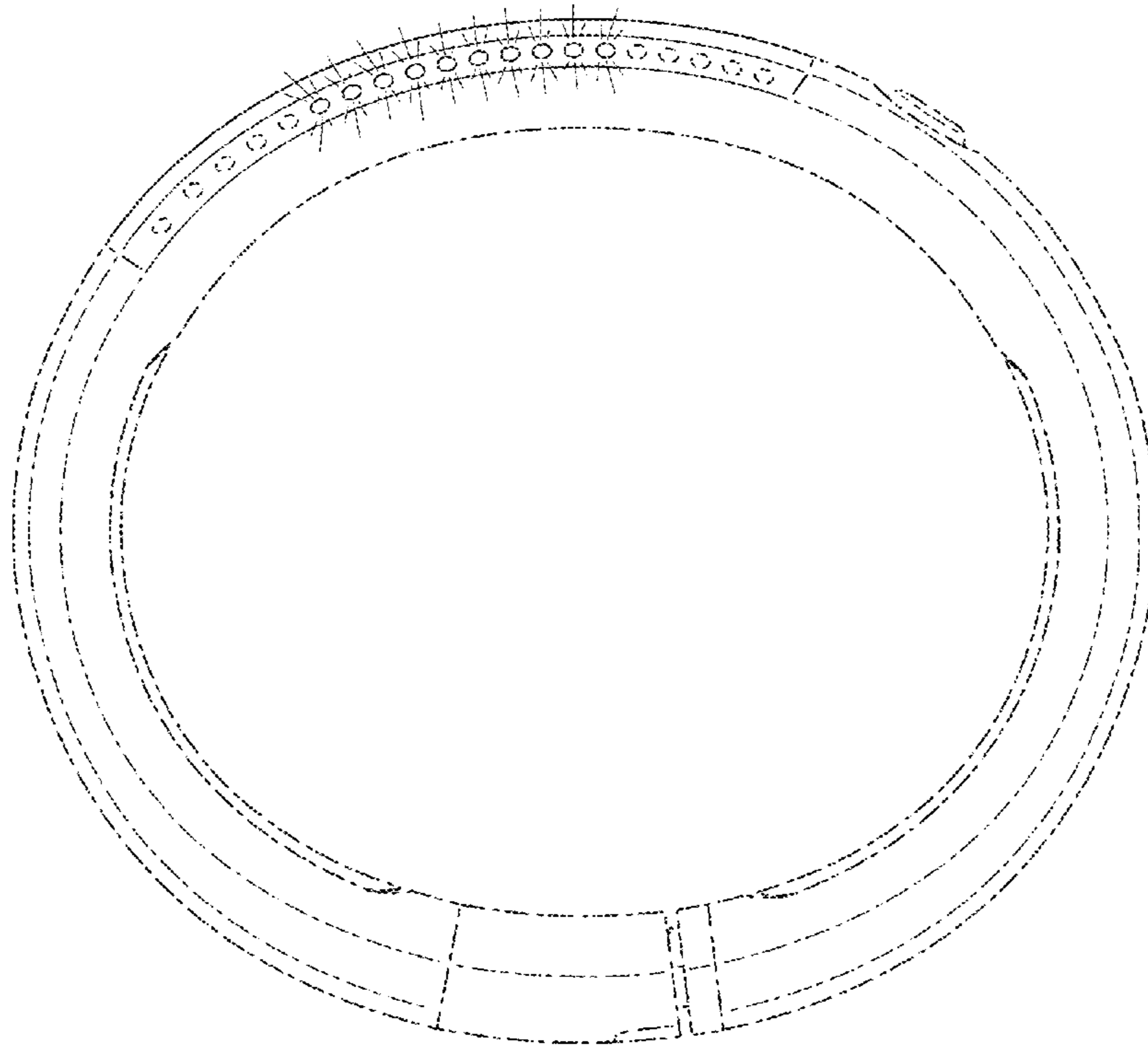


FIG. 5

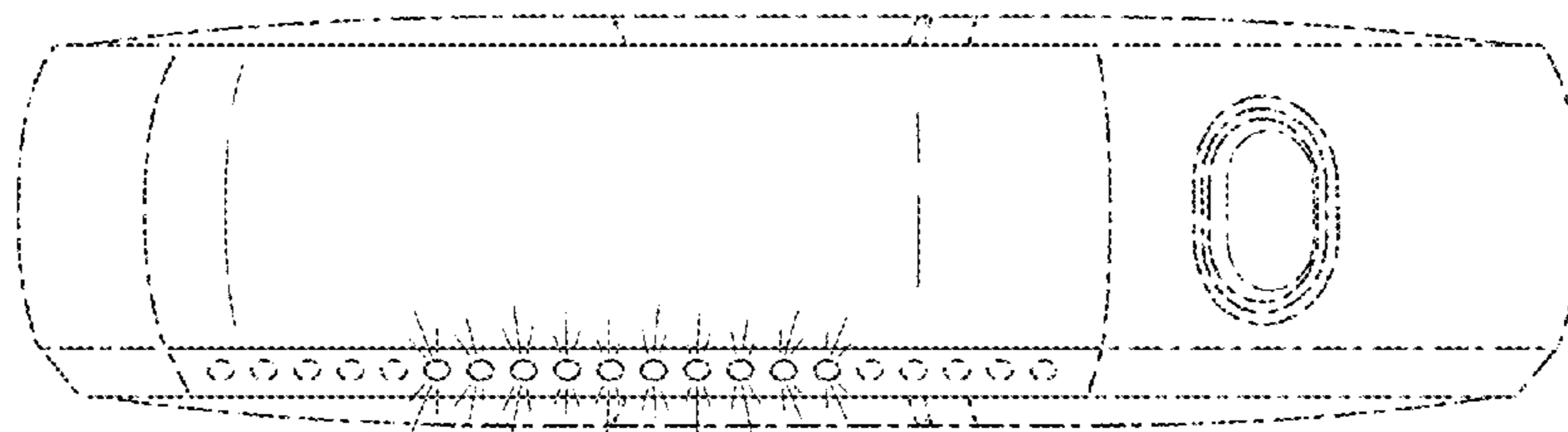


FIG. 6

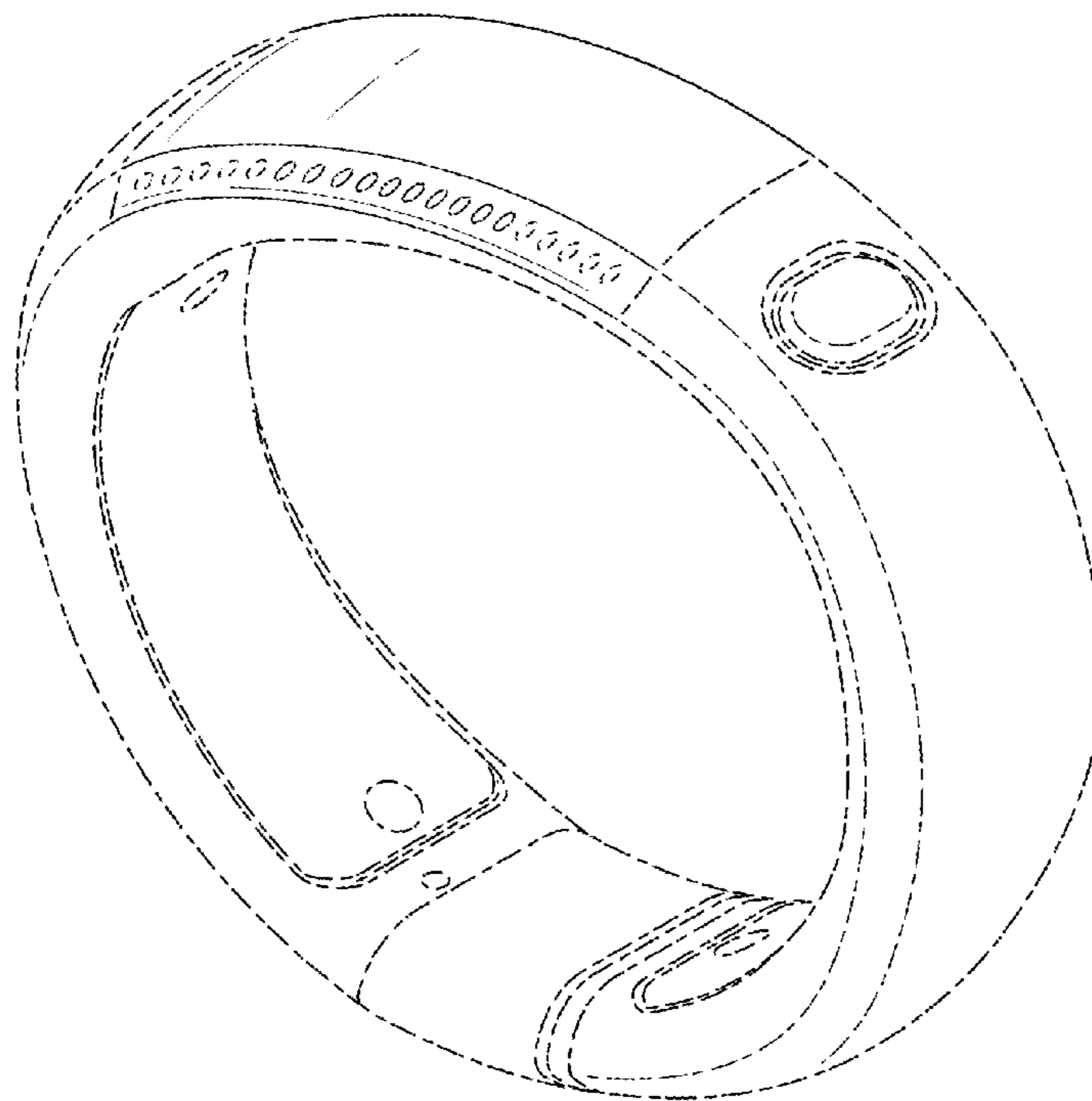


FIG. 7

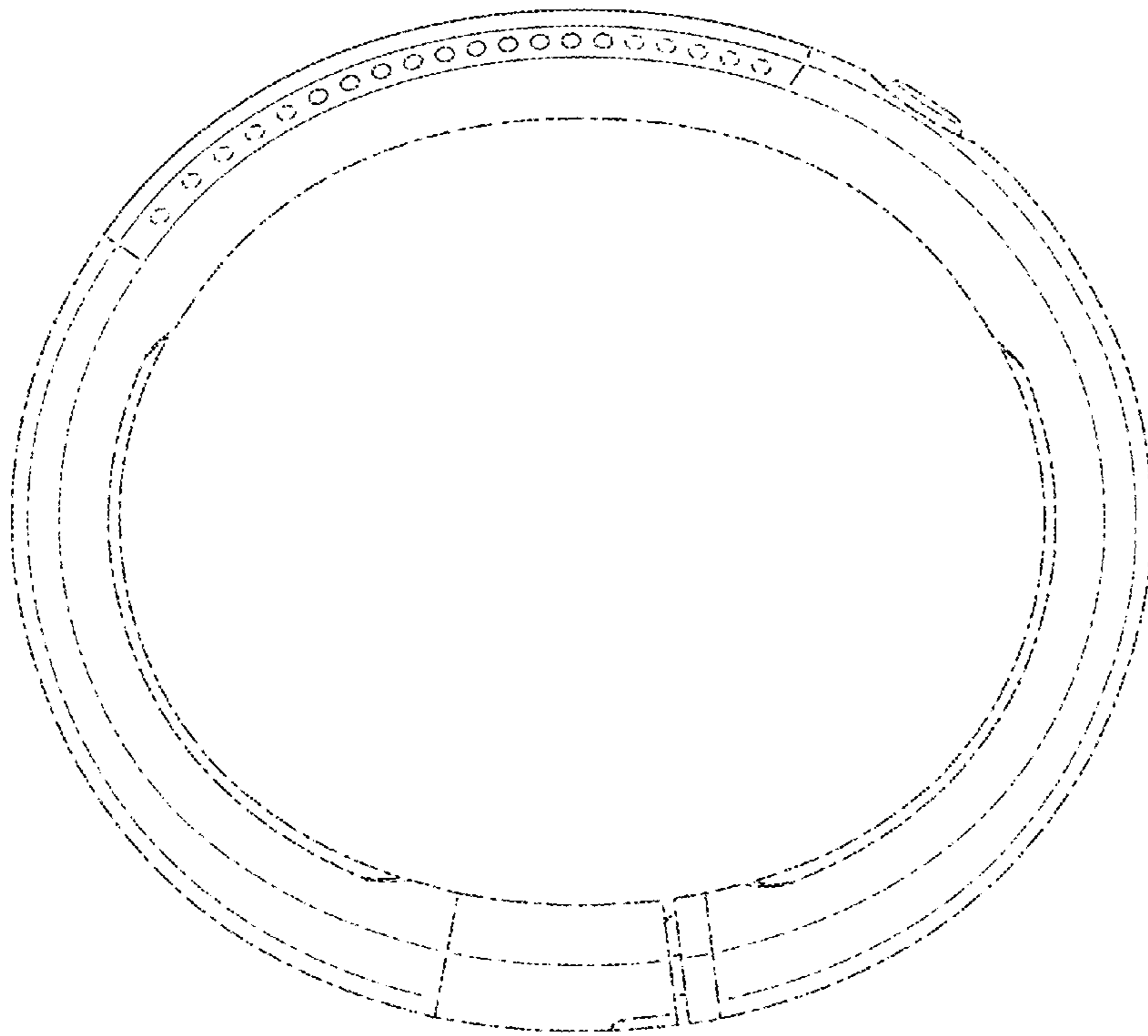


FIG. 8



FIG. 9