

US00D669355S

(12) **United States Design Patent**  
**Gonzalez Rodriguez**

(10) **Patent No.:** **US D669,355 S**  
(45) **Date of Patent:** **\*\* Oct. 23, 2012**

(54) **BOTTLE**

(75) Inventor: **Alonso Gonzalez Rodriguez**, Naucalpan de Juárez (MX)

(73) Assignee: **Grupo Pavisa Sa de CV**, Naucalpan de Juarez (MX)

(\*\*) Term: **14 Years**

(21) Appl. No.: **29/389,405**

(22) Filed: **Apr. 11, 2011**

(30) **Foreign Application Priority Data**

Dec. 17, 2010 (MX) ..... MX/f/2010/003430

(51) **LOC (9) Cl.** ..... **09-01**

(52) **U.S. Cl.** ..... **D9/500; D9/551; D9/562**

(58) **Field of Classification Search** ..... D9/500,  
D9/502-505, 516, 544-546, 549, 575, 682,  
D9/686-692, 537-539, 764, 562; 215/379,  
215/381-382; 220/360, 662, 669, 675  
See application file for complete search history.

(56) **References Cited**

**U.S. PATENT DOCUMENTS**

2,197,434 A \* 4/1940 McManus et al. .... 220/612  
D158,332 S \* 4/1950 Schmidt ..... D9/772  
D177,761 S \* 5/1956 Reinhardt ..... D9/764

D211,447 S \* 6/1968 Marchant ..... D9/546  
D248,927 S \* 8/1978 Cassia ..... D9/500  
D253,454 S \* 11/1979 Earle ..... D9/500  
D268,395 S \* 3/1983 Humphries ..... D9/503  
D369,977 S \* 5/1996 Sexton, Jr. .... D9/764  
D414,417 S \* 9/1999 Alt ..... D9/502  
D487,872 S \* 3/2004 De Baschmakoff ..... D9/500  
D530,207 S \* 10/2006 Brandt et al. .... D9/500  
D551,082 S \* 9/2007 Kakhniadze et al. .... D9/530  
D572,590 S \* 7/2008 Coulis et al. .... D9/500  
D588,010 S \* 3/2009 Shearsby et al. .... D9/544

\* cited by examiner

*Primary Examiner* — Dana L Meyrow

(74) *Attorney, Agent, or Firm* — Birch, Stewart, Kolasch & Birch, LLP

(57) **CLAIM**

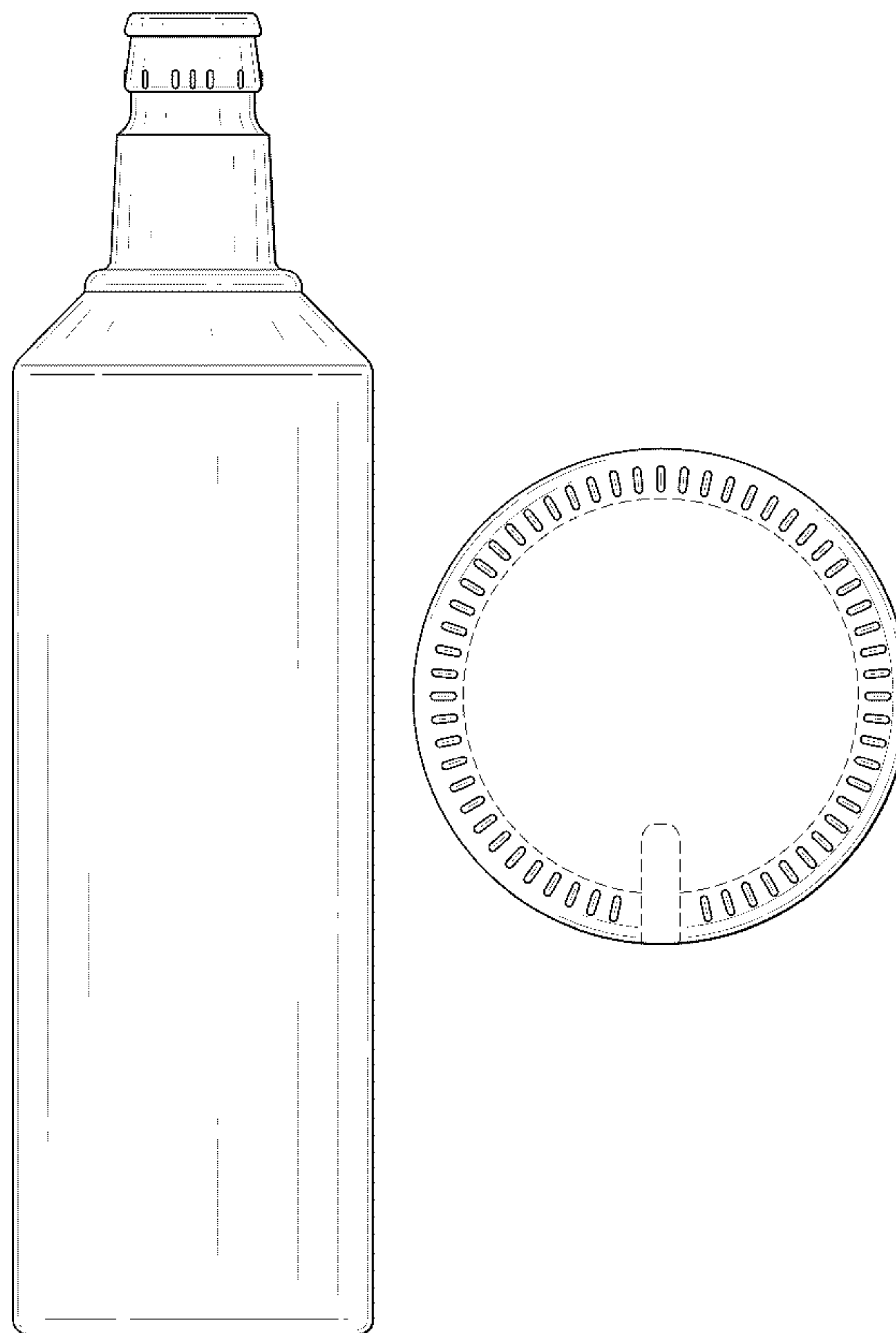
The ornamental design for a bottle, as shown and described.

**DESCRIPTION**

FIG. 1 is a top plan view of a bottle showing my new design; FIG. 2 is a front elevational view thereof, shown at a reduced size, the rear elevational view being a mirror image thereof; FIG. 3 is a right side elevational view thereof, the left side elevational view being a mirror image thereof; and, FIG. 4 is a bottom plan view thereof, shown at an enlarged size.

The broken lines in the drawings illustrate the portion of the design that forms no part of the claimed design.

**1 Claim, 4 Drawing Sheets**



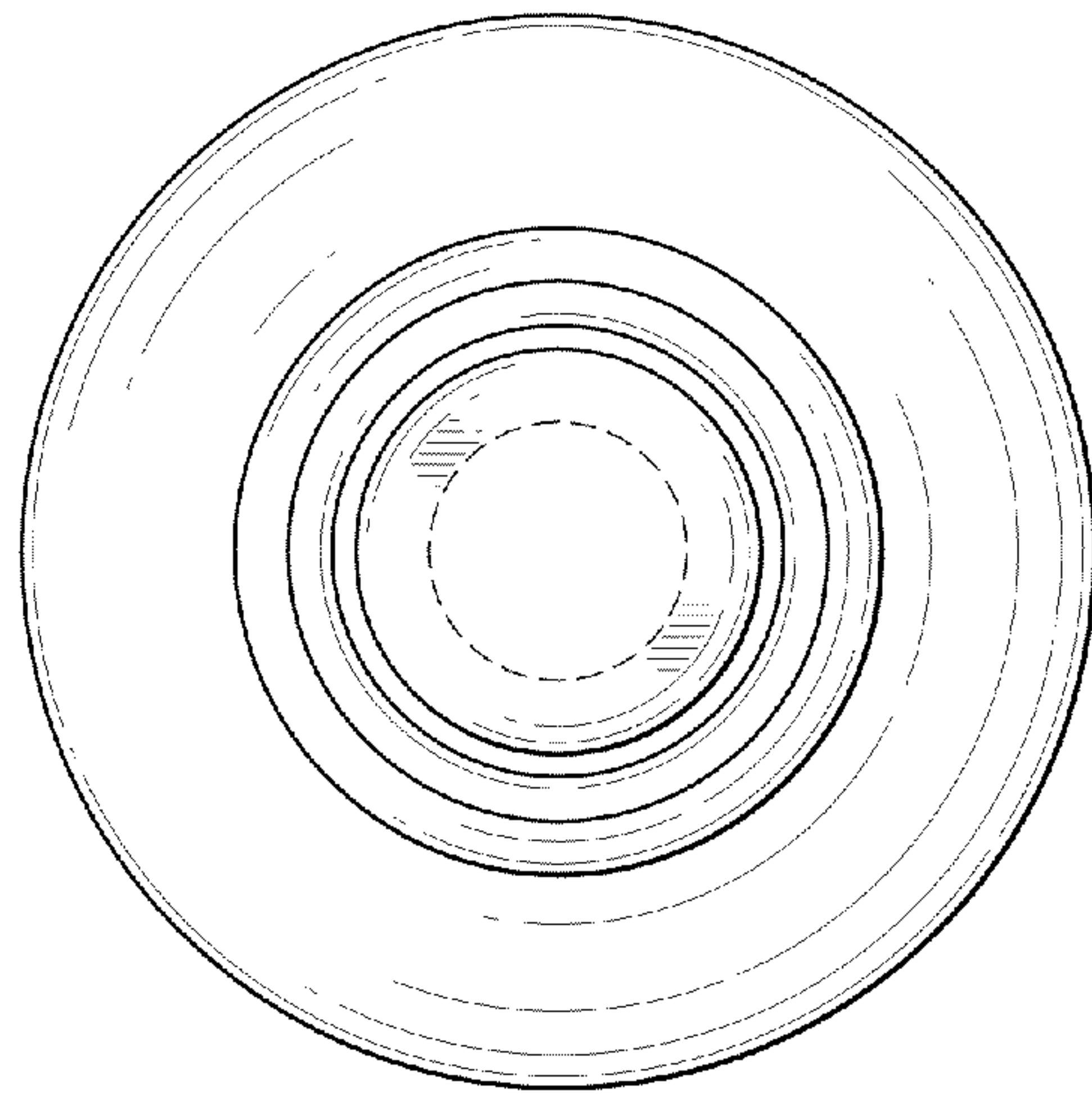


FIG. 1




FIG.2




FIG.3

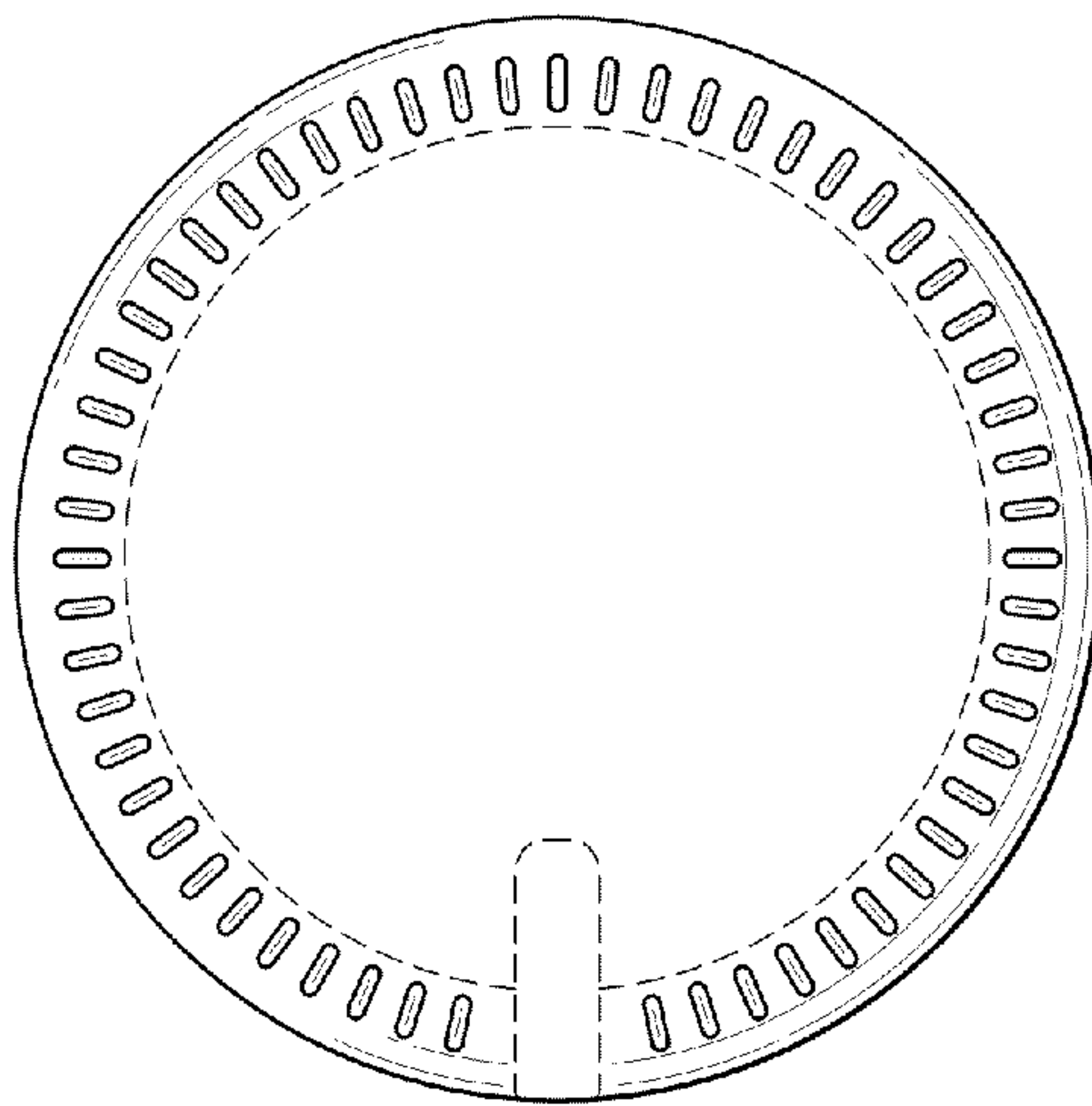


FIG.4