

US00D669346S

(12) **United States Design Patent**  
**Jonsson et al.**

(10) **Patent No.:** **US D669,346 S**

(45) **Date of Patent:** **\*\* Oct. 23, 2012**

(54) **PIPE AND HOSE CLAMP**

(75) Inventors: **Tom Ossian Jonsson**, Skaelskor (DK);  
**Brian Rise Hamann Jensen**, Skaelskor (DK)

(73) Assignee: **SMCP ApS** (DK)

(\*\*) Term: **14 Years**

(21) Appl. No.: **29/353,476**

(22) Filed: **Jan. 8, 2010**

(30) **Foreign Application Priority Data**

Jul. 8, 2009 (EM) ..... 001574591-0004  
Jul. 8, 2009 (EM) ..... 001574591-0006  
Jul. 8, 2009 (EM) ..... 001574591-0008  
Jul. 8, 2009 (EM) ..... 001574591-00010

(51) **LOC (9) Cl.** ..... **08-08**

(52) **U.S. Cl.** ..... **D8/396**

(58) **Field of Classification Search** ..... D8/354-356,  
D8/371, 376, 394-396, 382, 377, 380, 381;  
24/16 R, 279, 278, 486, 489, 505, 275, 499,  
24/518; 248/49, 62, 74.1-74.4, 73, 58, 72;  
D17/22; D12/118; 84/421, 327, 411 R;  
52/649.8, 685, 719; 403/191, 218, 192, 193,  
403/346

See application file for complete search history.

(56) **References Cited**

**U.S. PATENT DOCUMENTS**

3,788,025 A \* 1/1974 Holmes ..... 52/685  
4,110,951 A \* 9/1978 Padrun ..... 52/686

4,114,241 A \* 9/1978 Bisping ..... 403/188  
4,306,697 A \* 12/1981 Mathews ..... 248/68.1  
D272,125 S \* 1/1984 Van Doren ..... D8/356  
4,617,775 A \* 10/1986 Padrun ..... 52/684  
D289,732 S \* 5/1987 Jason ..... D8/356  
D414,680 S \* 10/1999 Mathews ..... D8/394  
6,276,108 B1 \* 8/2001 Padrun ..... 52/684  
D529,794 S \* 10/2006 Murray ..... D8/396  
D548,055 S \* 8/2007 Erickson et al. .... D8/354  
D570,243 S \* 6/2008 Giles ..... D11/92  
D578,870 S \* 10/2008 Sorkin ..... D8/354  
D587,564 S \* 3/2009 Kodi ..... D8/396  
7,810,298 B1 \* 10/2010 Sorkin ..... 52/685  
7,828,251 B2 \* 11/2010 Tollefson ..... 248/68.1  
2004/0261352 A1 \* 12/2004 Bennett et al. .... 52/698  
2011/0214381 A1 \* 9/2011 Alfonso ..... 52/685

\* cited by examiner

*Primary Examiner* — John Windmuller

(74) *Attorney, Agent, or Firm* — St. Onge Steward Johnston & Reens LLC

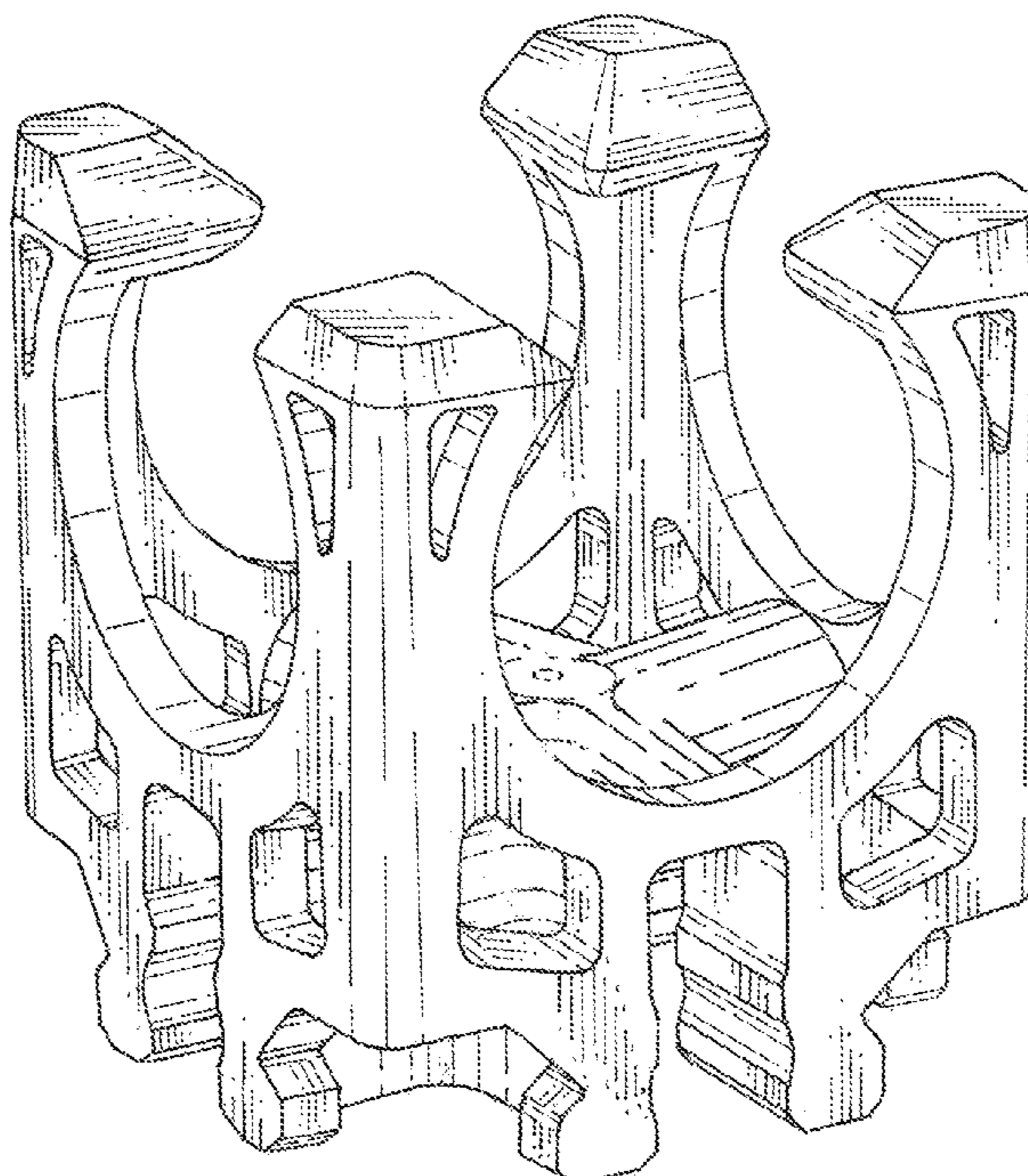
(57) **CLAIM**

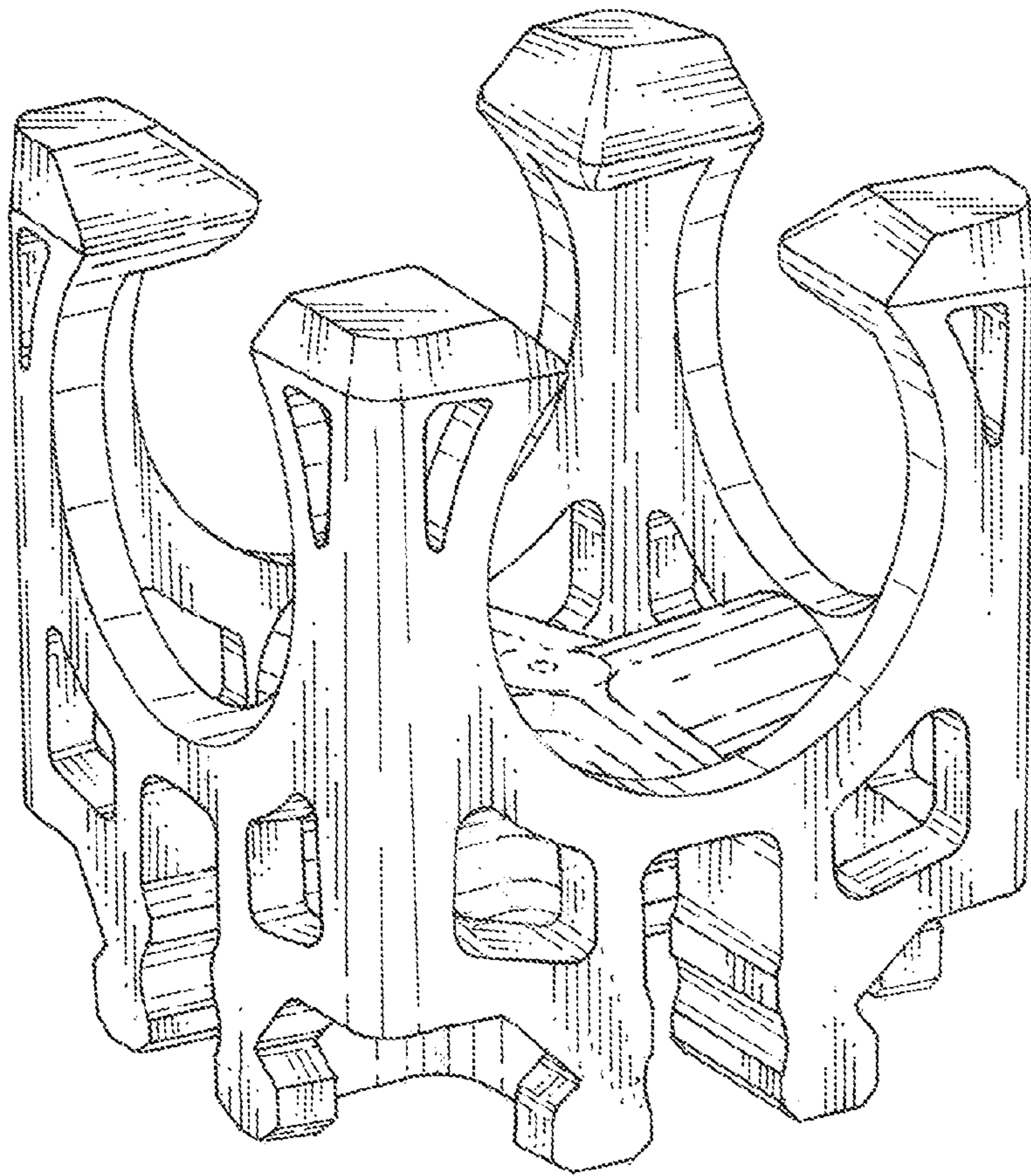
The ornamental design for a pipe and hose clamp, as shown and described.

**DESCRIPTION**

FIG. 1 is a front, right side and top perspective view of a pipe and hose clamp in accordance with the new design;  
FIG. 2 is a right side and top perspective view thereof;  
FIG. 3 is a left side and top perspective view thereof;  
FIG. 4 is a front perspective view thereof;  
FIG. 5 is a rear perspective view thereof;  
FIG. 6 is a top perspective view thereof; and,  
FIG. 7 is a bottom perspective view thereof.

**1 Claim, 7 Drawing Sheets**





*FIG. 1*

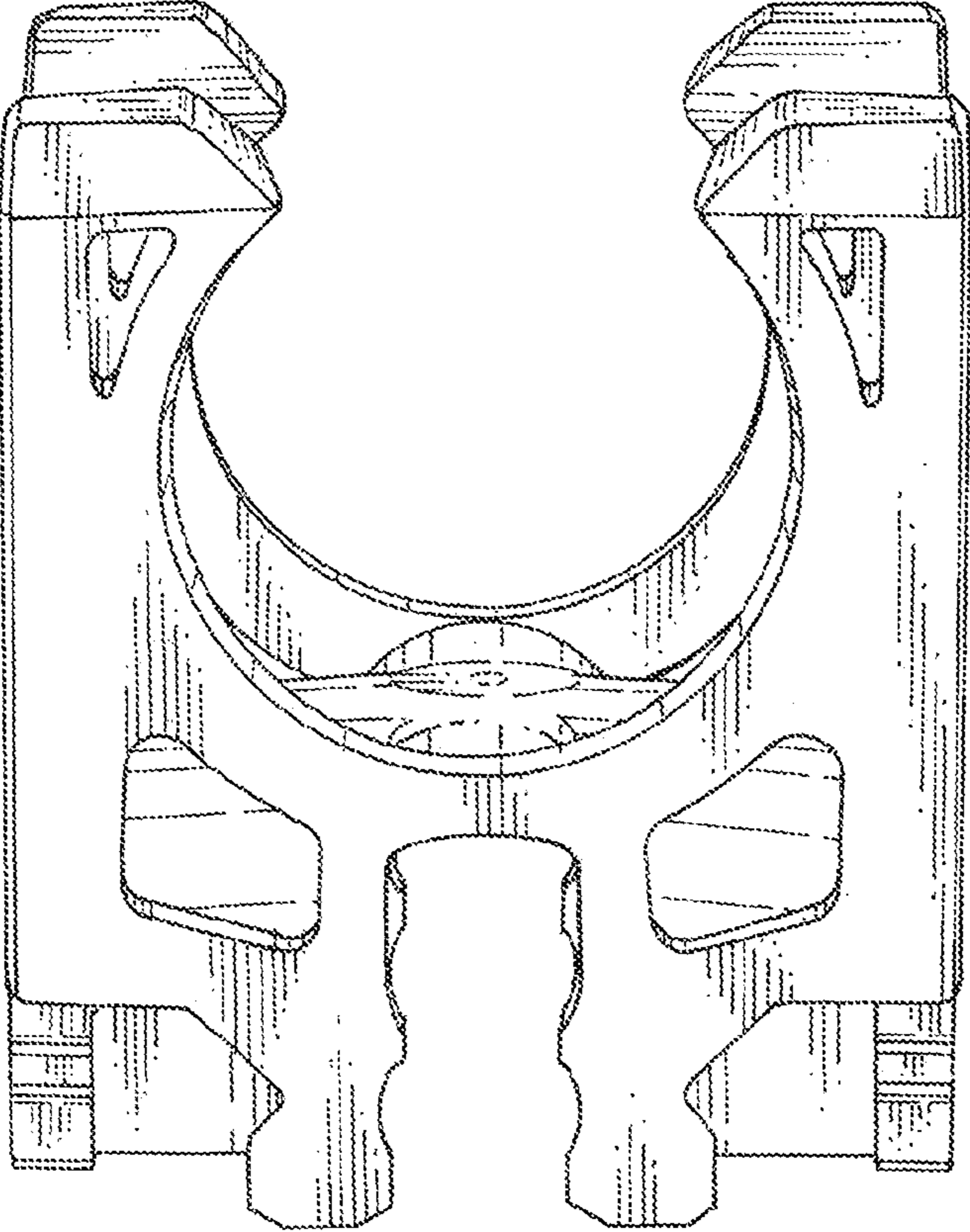
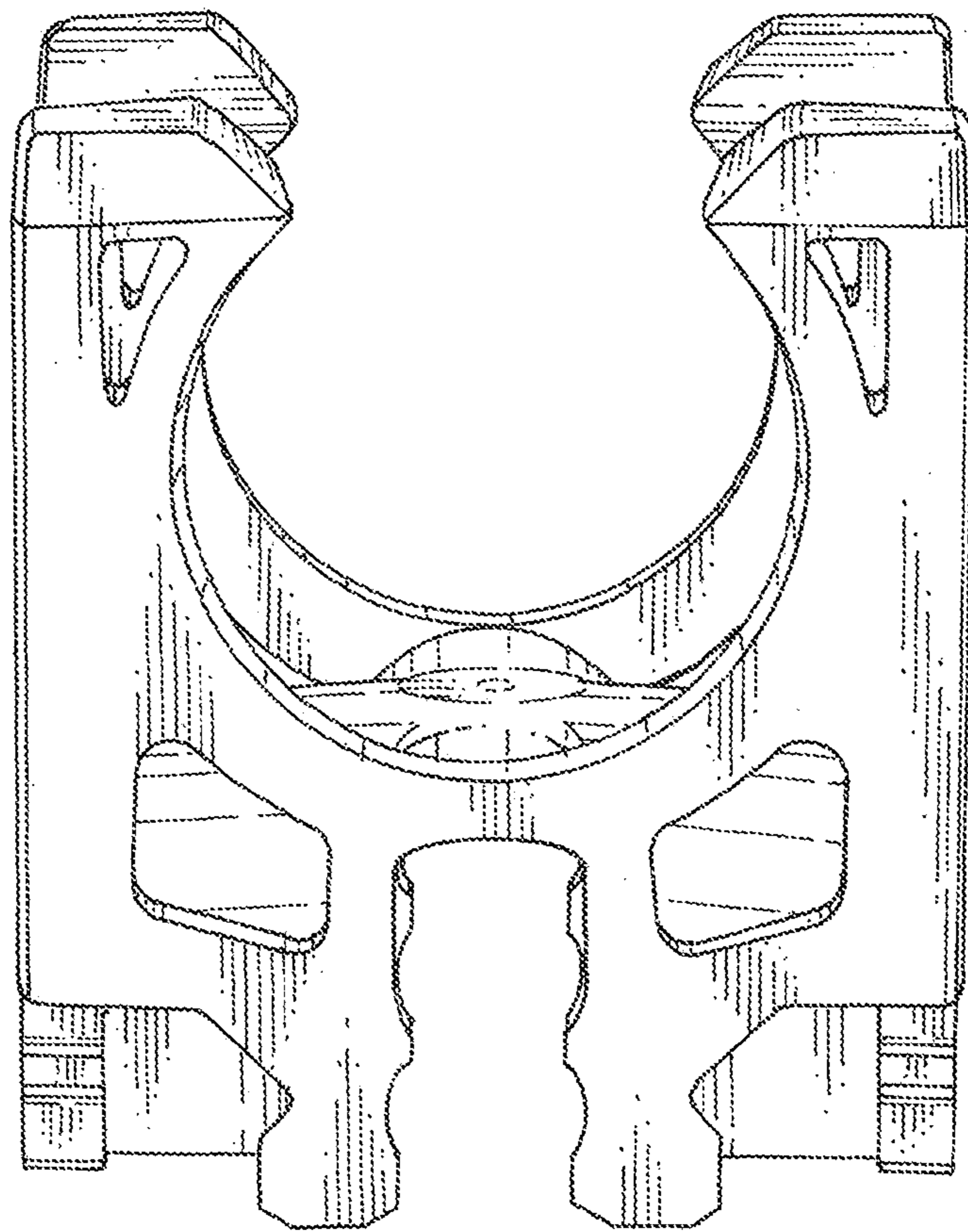
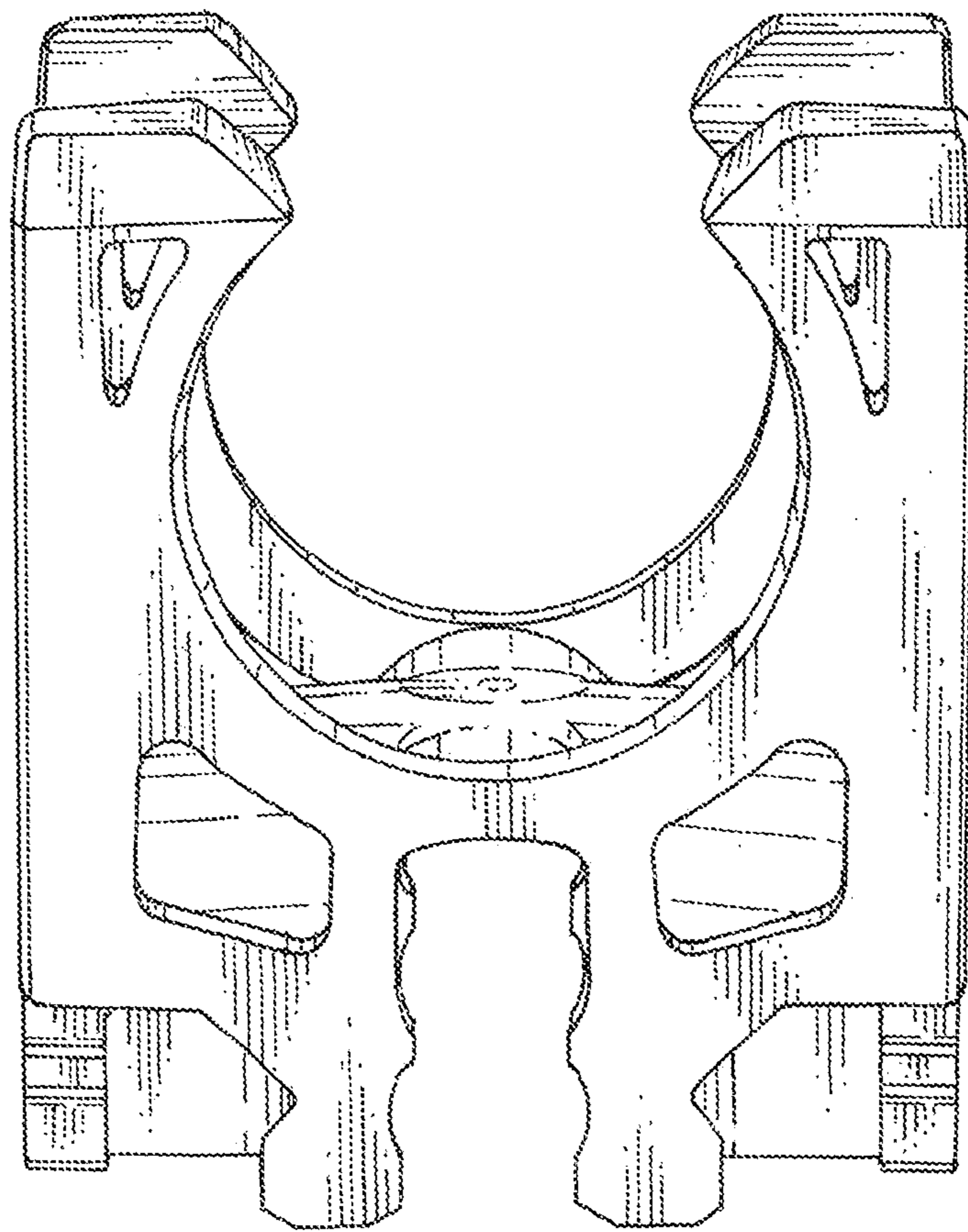


FIG. 2



*FIG. 3*



*FIG. 4*

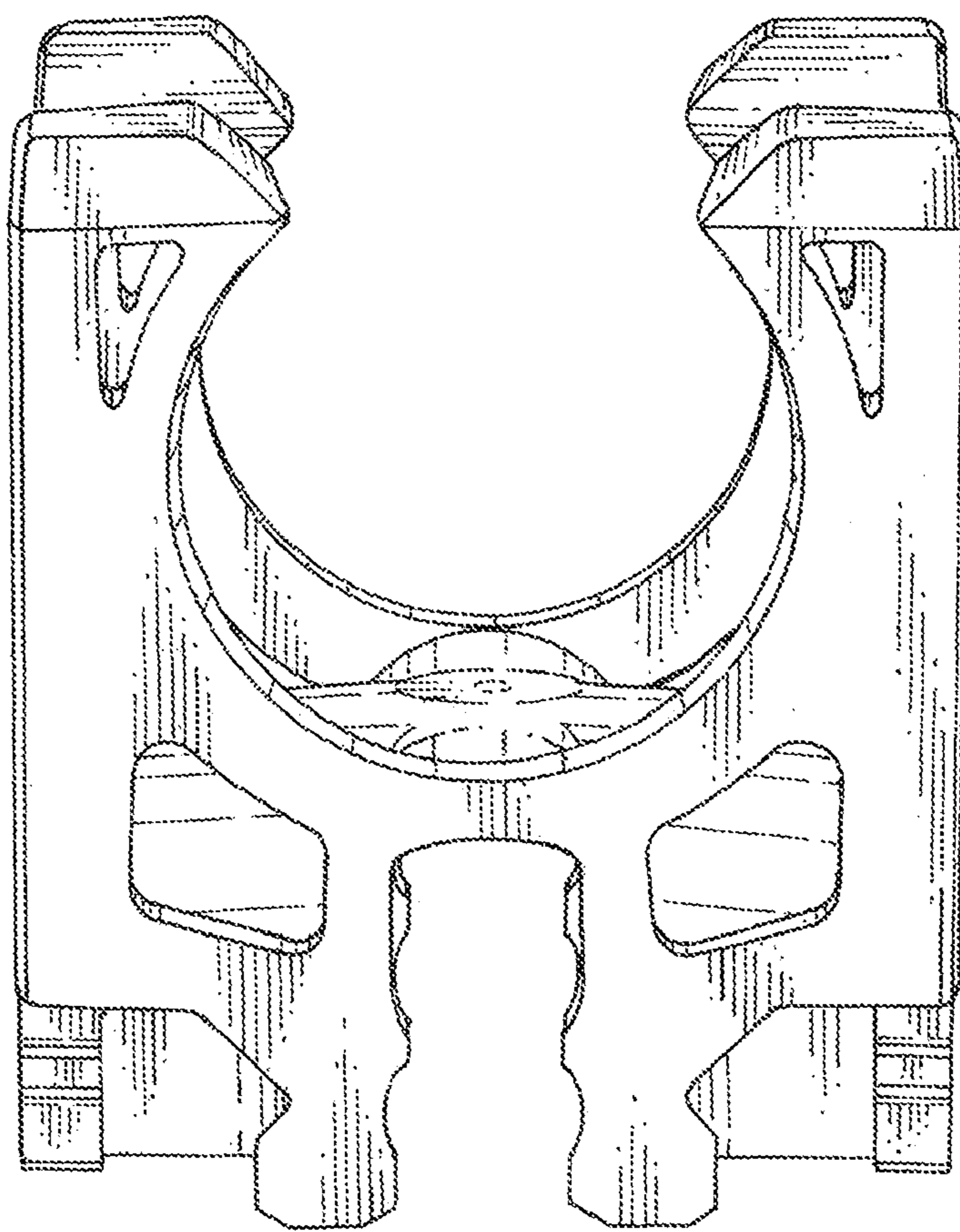
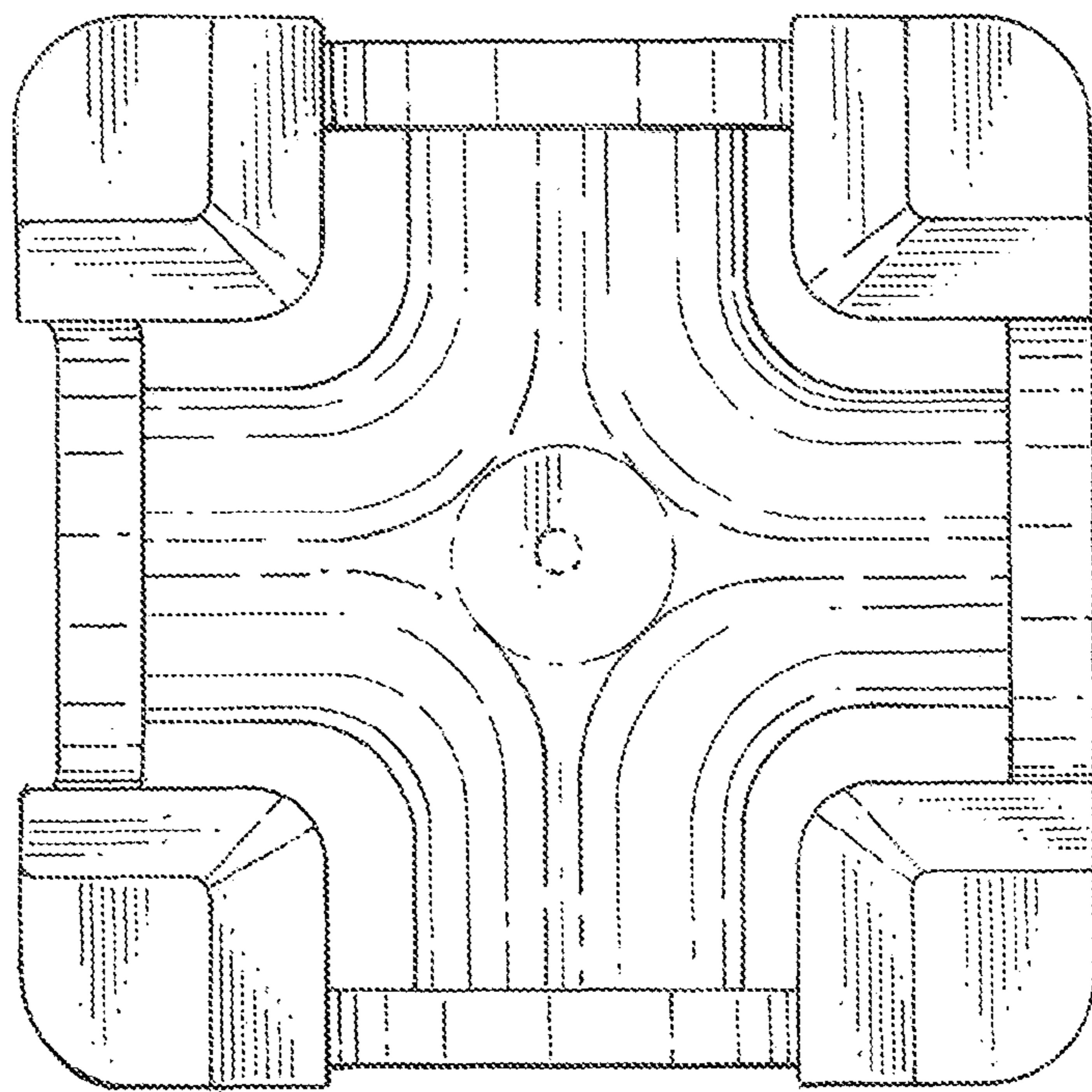
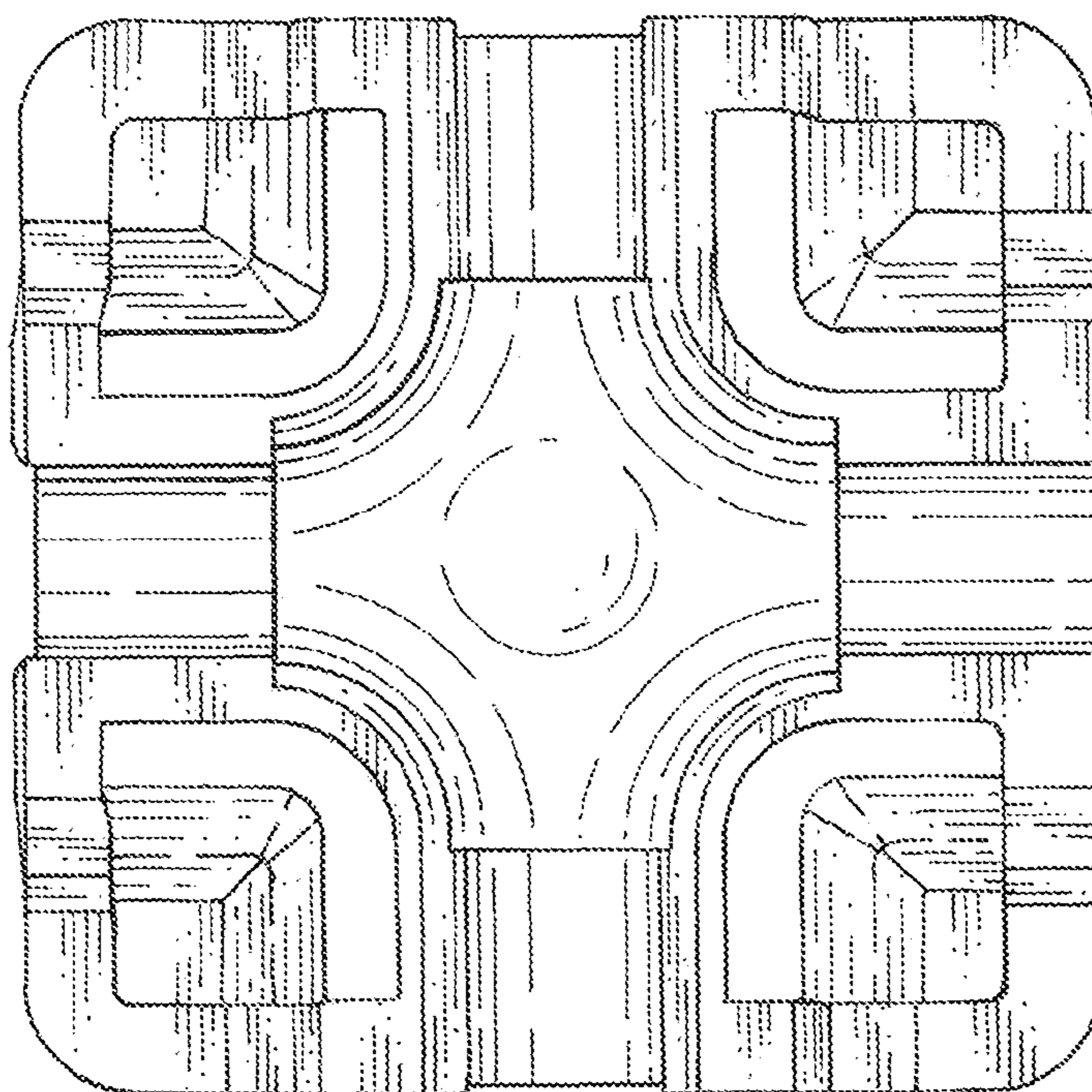


FIG. 5



*FIG. 6*



*FIG. 7*