

US00D669316S

(12) **United States Design Patent**
Sanders

(10) **Patent No.:** **US D669,316 S**
(45) **Date of Patent:** **** Oct. 23, 2012**

(54) **BOTTLE HOLDER**

(76) Inventor: **John M. Sanders**, Minneapolis, MN
(US)

(**) Term: **14 Years**

(21) Appl. No.: **29/373,665**

(22) Filed: **May 9, 2011**

(51) **LOC (9) Cl.** **07-02**

(52) **U.S. Cl.** **D7/619.2; D7/619.1; D7/396.2;**
D7/397; D7/387; D9/455; D24/197

(58) **Field of Classification Search** D7/619.1,
D7/620, 708.1, 398, 387, 396.2, 213, 397,
D7/619.2, 622; D9/434, 435, 601, 455, 620;
D12/411; 248/104, 146; 211/74; D24/128,
D24/198, 199, 197; D20/22
See application file for complete search history.

(56) **References Cited**

U.S. PATENT DOCUMENTS

2,033,296	A	*	3/1936	Porter	248/102
D306,071	S	*	2/1990	Klitsner	D24/197
D306,073	S	*	2/1990	Klitsner	D24/197
D306,074	S	*	2/1990	Klitsner	D24/197
D306,075	S	*	2/1990	Klitsner	D24/197
D307,976	S	*	5/1990	McCarn	D3/21
D322,128	S	*	12/1991	Martinez, Jr.	D24/199
D334,983	S	*	4/1993	Nicholls	D24/198
D370,386	S	*	6/1996	Pallesen	D7/398
D403,072	S	*	12/1998	Rogers Huante	D24/194
D410,968	S	*	6/1999	Swan et al.	D20/22
D417,185	S	*	11/1999	Marks	D12/411
D438,699	S	*	3/2001	Campman	D3/215

D444,706	S	*	7/2001	Giancaspro	D9/455
D458,380	S	*	6/2002	Dutil	D24/197
D491,465	S	*	6/2004	Kelleghan	D9/434
D498,357	S	*	11/2004	Smith	D3/215
6,986,487	B2	*	1/2006	Rich	248/104
D517,373	S	*	3/2006	Cappellino et al.	D7/620
D522,128	S	*	5/2006	Young	D23/411
D556,823	S	*	12/2007	Lombard	D19/6
D564,351	S	*	3/2008	Leclerc	D9/434
D571,665	S	*	6/2008	Sanders	D9/517
D584,824	S	*	1/2009	Berglund	D24/199
D592,509	S	*	5/2009	Lecoutre	D9/456
D601,017	S	*	9/2009	Hungerford	D9/434
D625,183	S	*	10/2010	Bartsch et al.	D9/434
D626,409	S	*	11/2010	Hooley	D9/434
D644,062	S	*	8/2011	Lorenz	D7/396.2
D650,691	S	*	12/2011	Miller	D9/620
D650,692	S	*	12/2011	Miller	D9/620

* cited by examiner

Primary Examiner — Marianne Pandozzi

(74) *Attorney, Agent, or Firm* — Richard John Bartz

(57) **CLAIM**

The ornamental design for a bottle holder, as shown and described.

DESCRIPTION

FIG. 1 is a front elevational view of a bottle holder showing my new design;
FIG. 2 is a side elevational view of the left side thereof;
FIG. 3 is a side elevational view of the right side thereof;
FIG. 4 is a top plan view thereof;
FIG. 5 is a bottom plan view thereof; and,
FIG. 6 is a rear elevational view thereof.

1 Claim, 1 Drawing Sheet

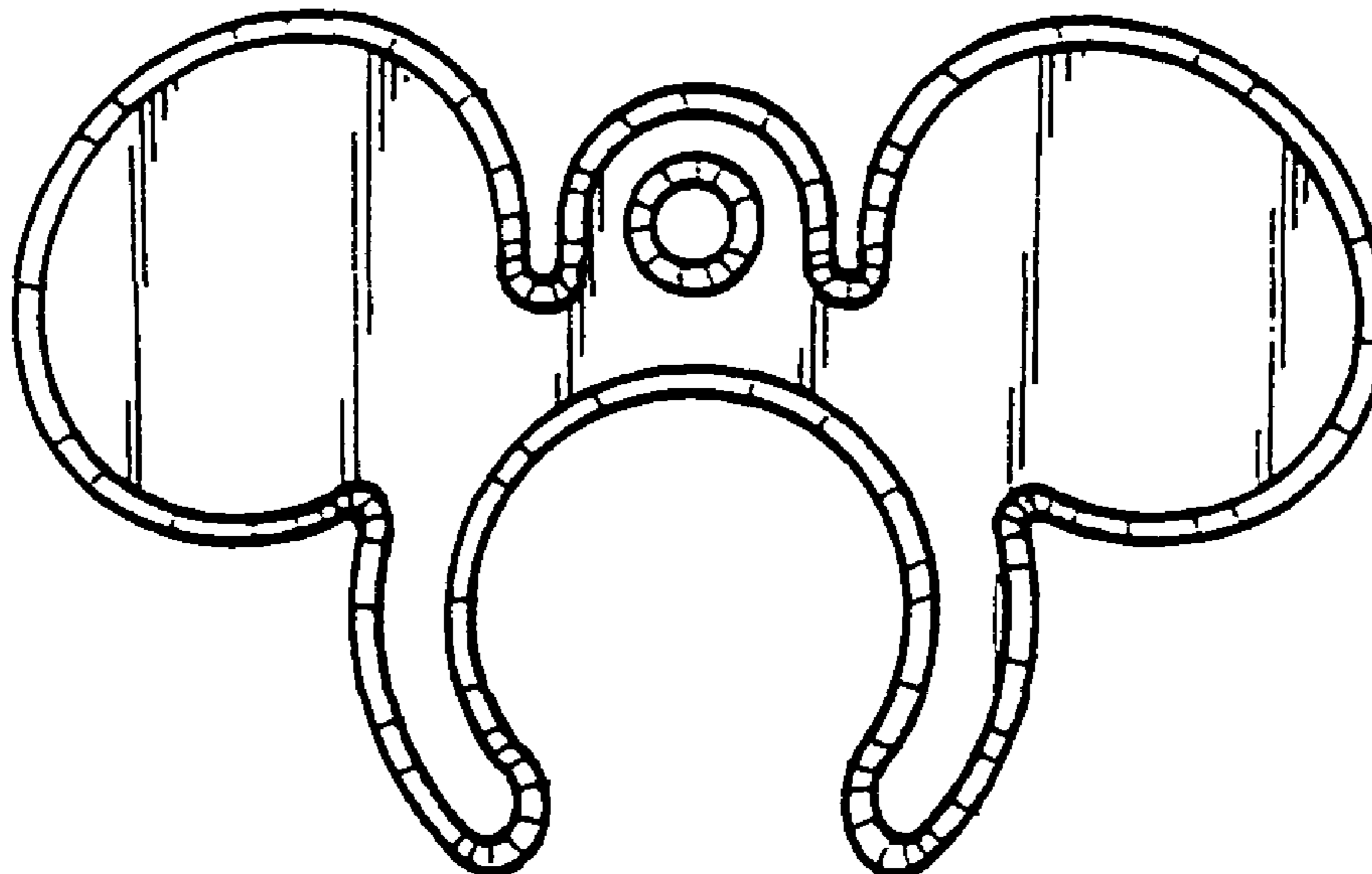




FIG. 2

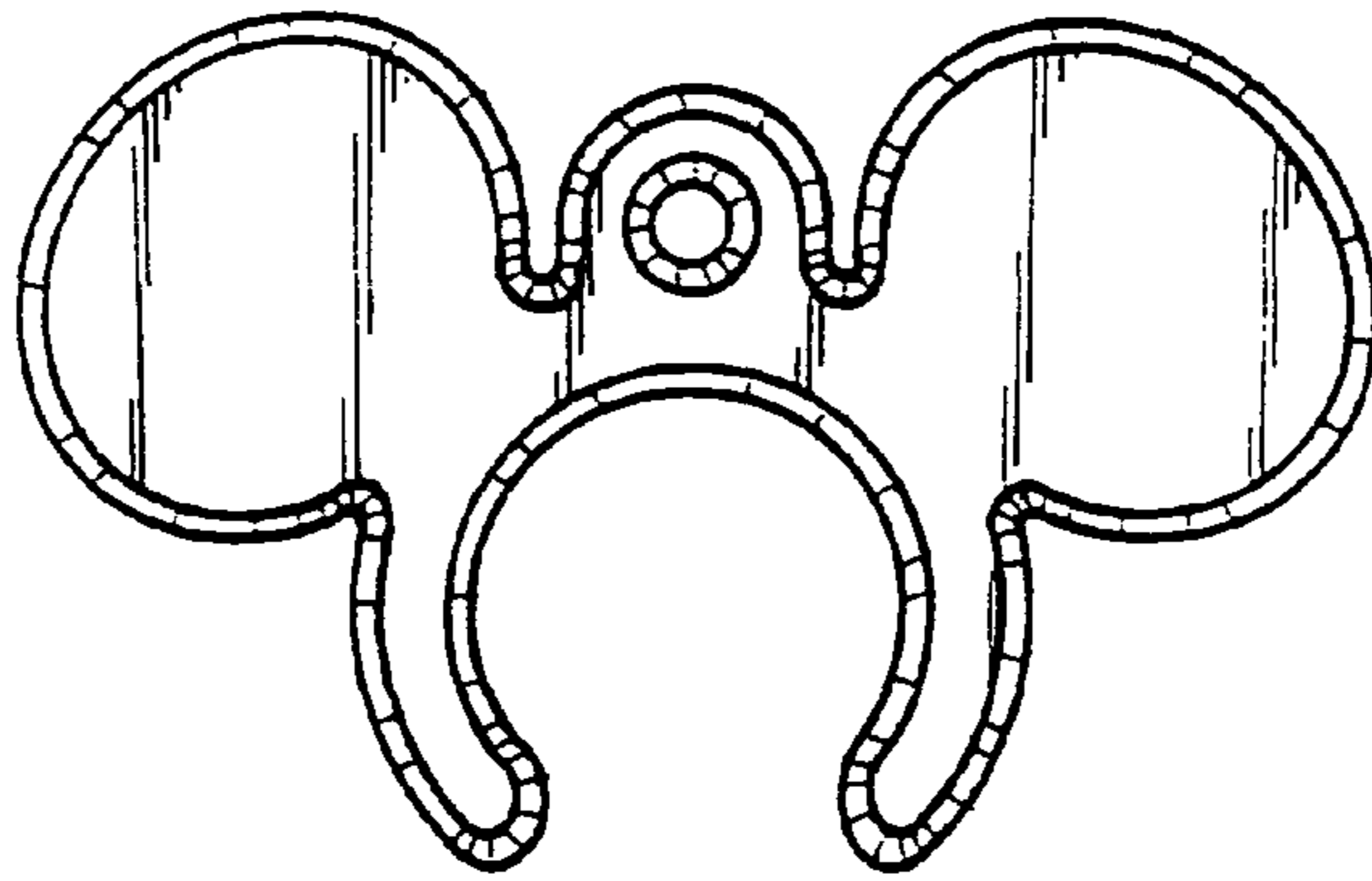


FIG. 1



FIG. 3

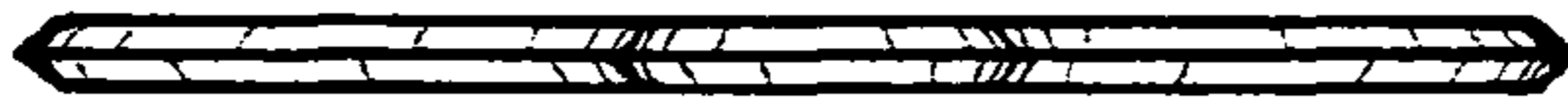


FIG. 4

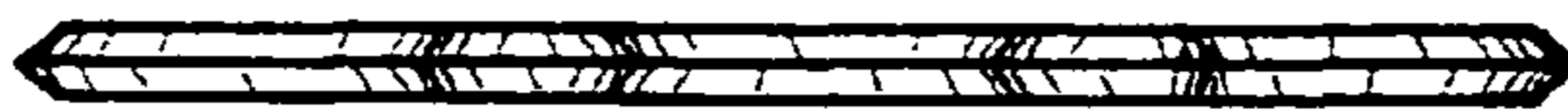


FIG. 5

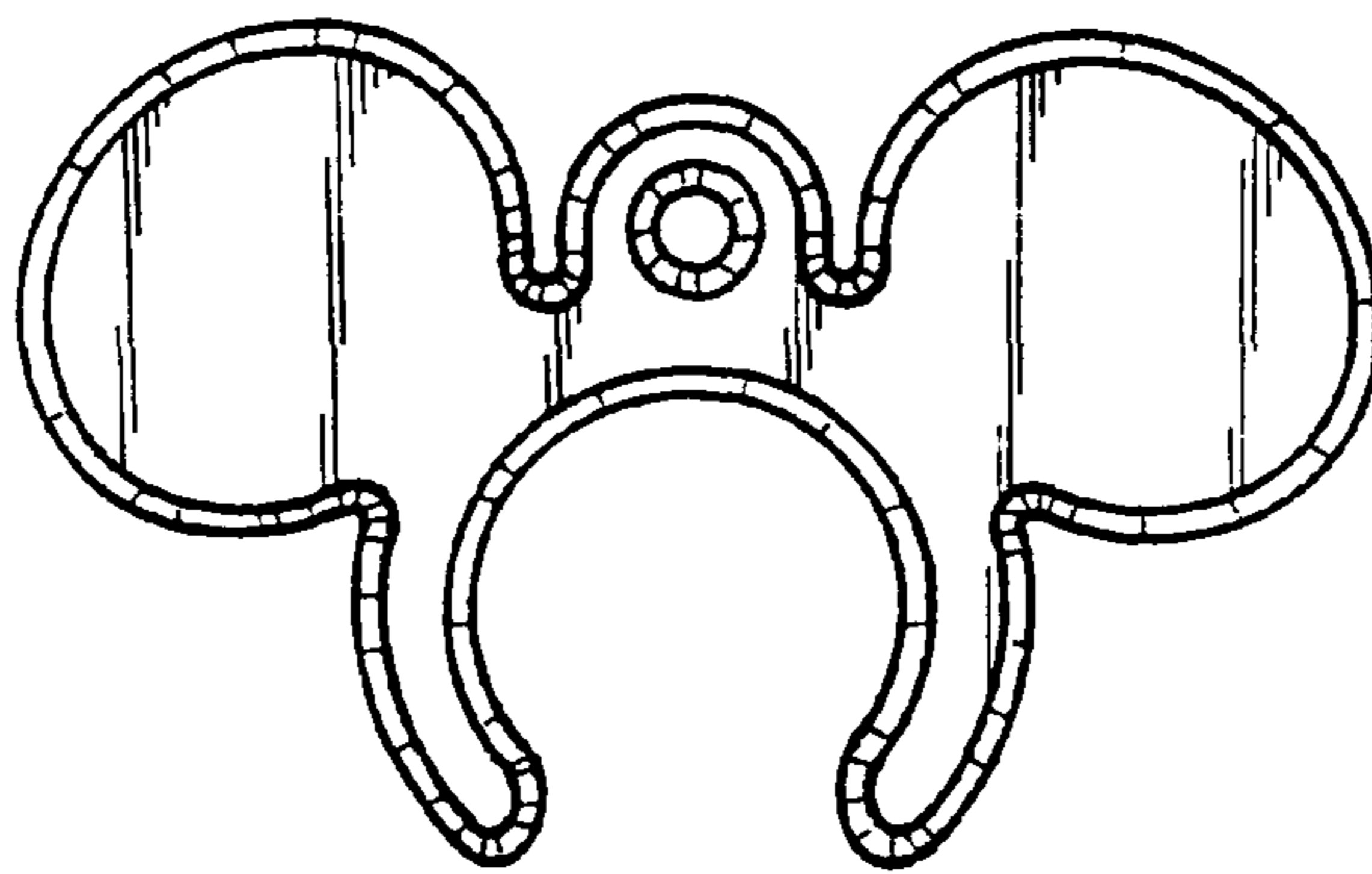


FIG. 6