

US00D669295S

(12) **United States Design Patent**
Koury et al.

(10) **Patent No.:** **US D669,295 S**
(45) **Date of Patent:** **** Oct. 23, 2012**

(54) **COFFEE MAKER**

(75) Inventors: **Steffen Koury**, Boston, MA (US);
James McGee, Boston, MA (US); **Joel**
Nevin, Boston, MA (US); **Paul**
Metaxatos, Boston, MA (US)

(73) Assignee: **Luigi Lavazza S.p.A.**, Turin (IT)

(**) Term: **14 Years**

(21) Appl. No.: **29/397,060**

(22) Filed: **Jul. 11, 2011**

(51) **LOC (9) Cl.** **07-01**

(52) **U.S. Cl.** **D7/310; D7/309; D7/311**

(58) **Field of Classification Search** D7/309–311,
D7/306–308, 300; 99/300, 280, 295
See application file for complete search history.

(56) **References Cited**

U.S. PATENT DOCUMENTS

D381,237 S * 7/1997 De'Longhi D7/309
D526,828 S * 8/2006 Jordana D7/309

D570,636 S * 6/2008 Kulujiian et al. D7/306
D584,097 S * 1/2009 Lam D7/309
D585,691 S * 2/2009 Borin D7/309
D590,651 S * 4/2009 O'Loughlin D7/309
D598,693 S * 8/2009 Kindler et al. D7/309
D646,108 S * 10/2011 Zoppellari D7/309
D660,071 S * 5/2012 Berlencourt D7/309

* cited by examiner

Primary Examiner — Marianne Pandozzi

(74) *Attorney, Agent, or Firm* — Nixon & Vanderhye P.C.

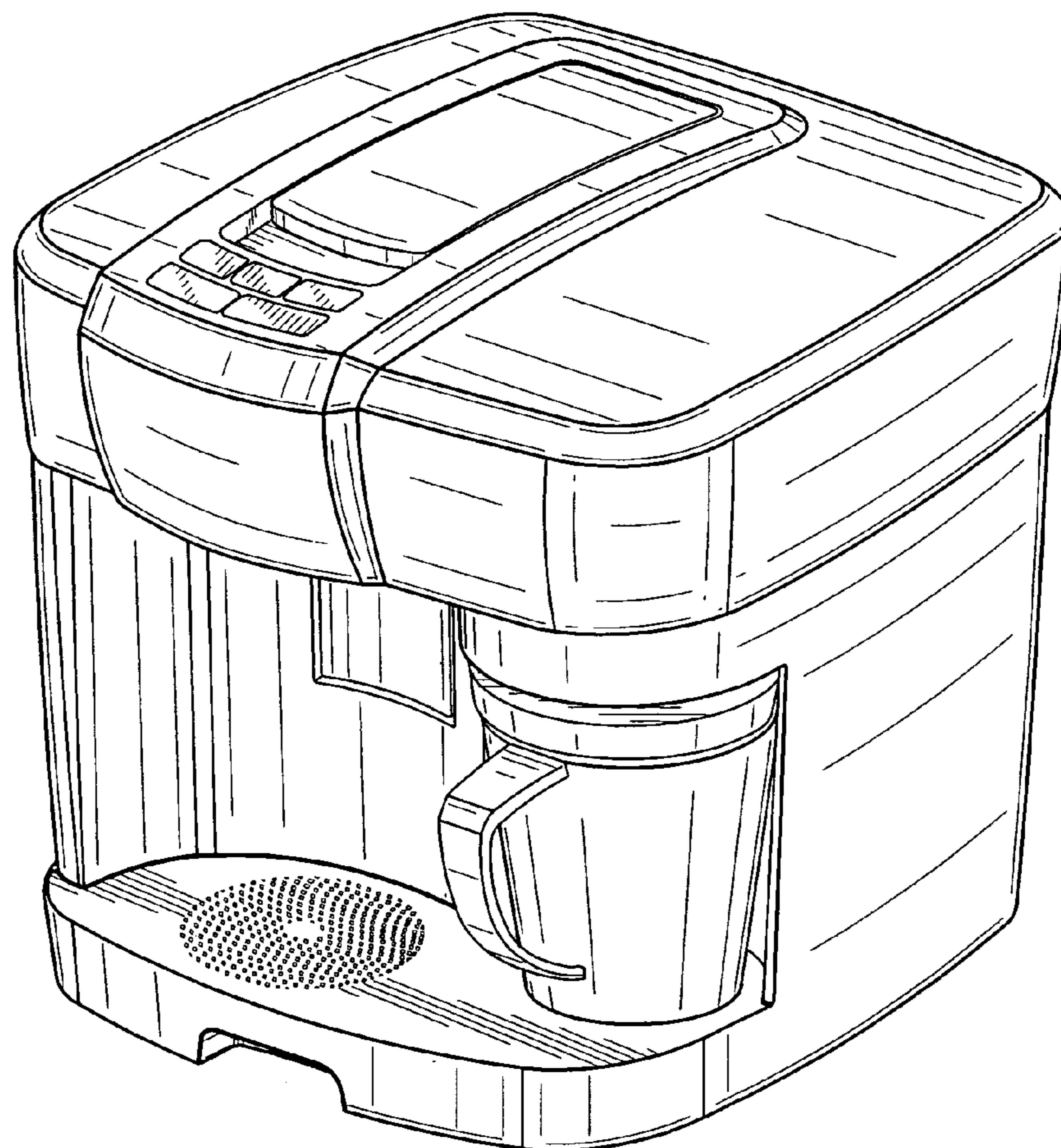
(57) **CLAIM**

The ornamental design for a coffee maker, as shown and described.

DESCRIPTION

FIG. 1 is a front, right, top perspective view of a coffee maker;
FIG. 2 is a front elevational view thereof;
FIG. 3 is a rear elevational view thereof;
FIG. 4 is a left elevational view thereof;
FIG. 5 is a right elevational view thereof;
FIG. 6 is a top plan view thereof; and,
FIG. 7 is a bottom plan view thereof.

1 Claim, 7 Drawing Sheets



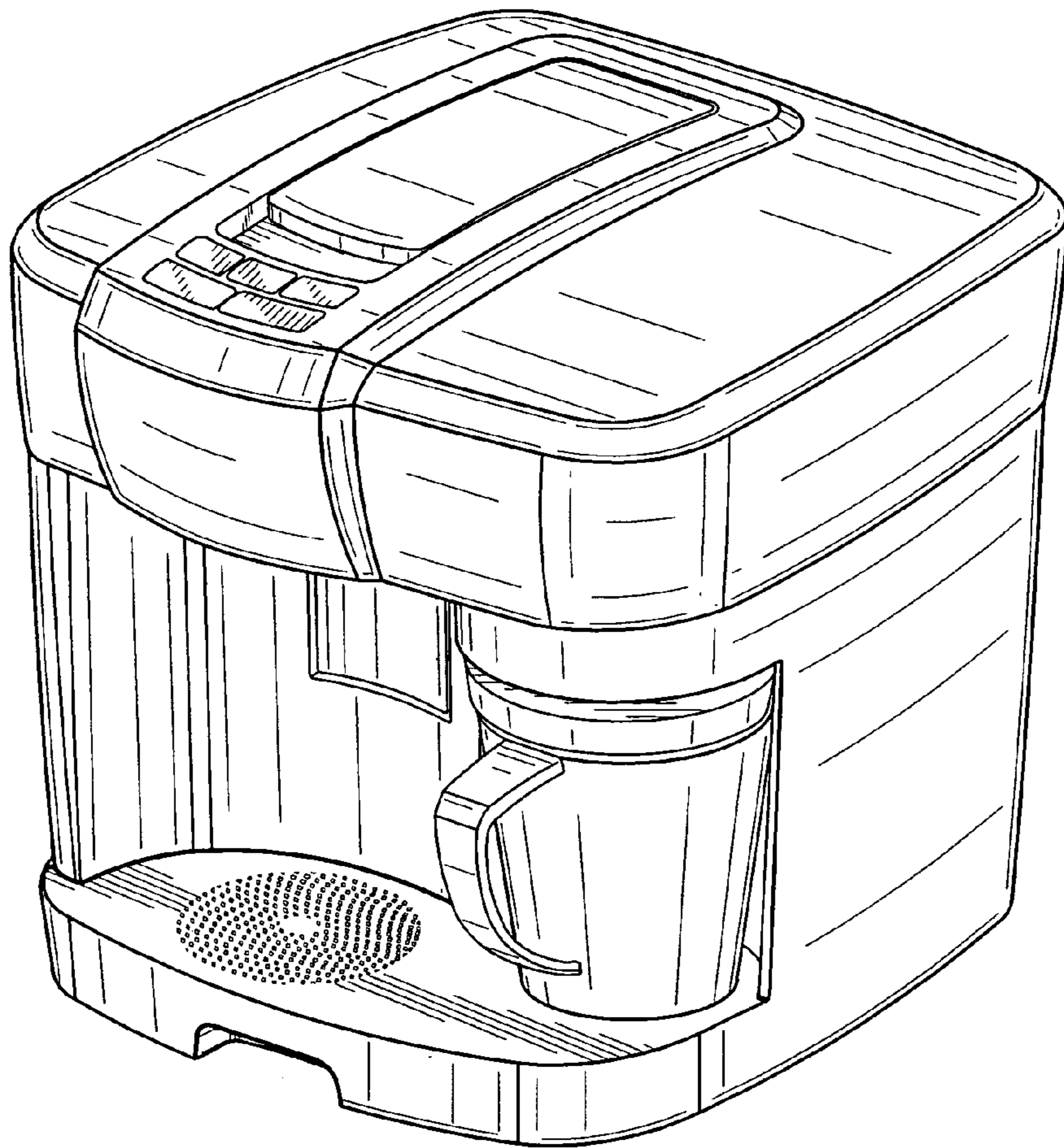


FIG. 1




FIG. 2




FIG. 3




FIG. 4



FIG. 5

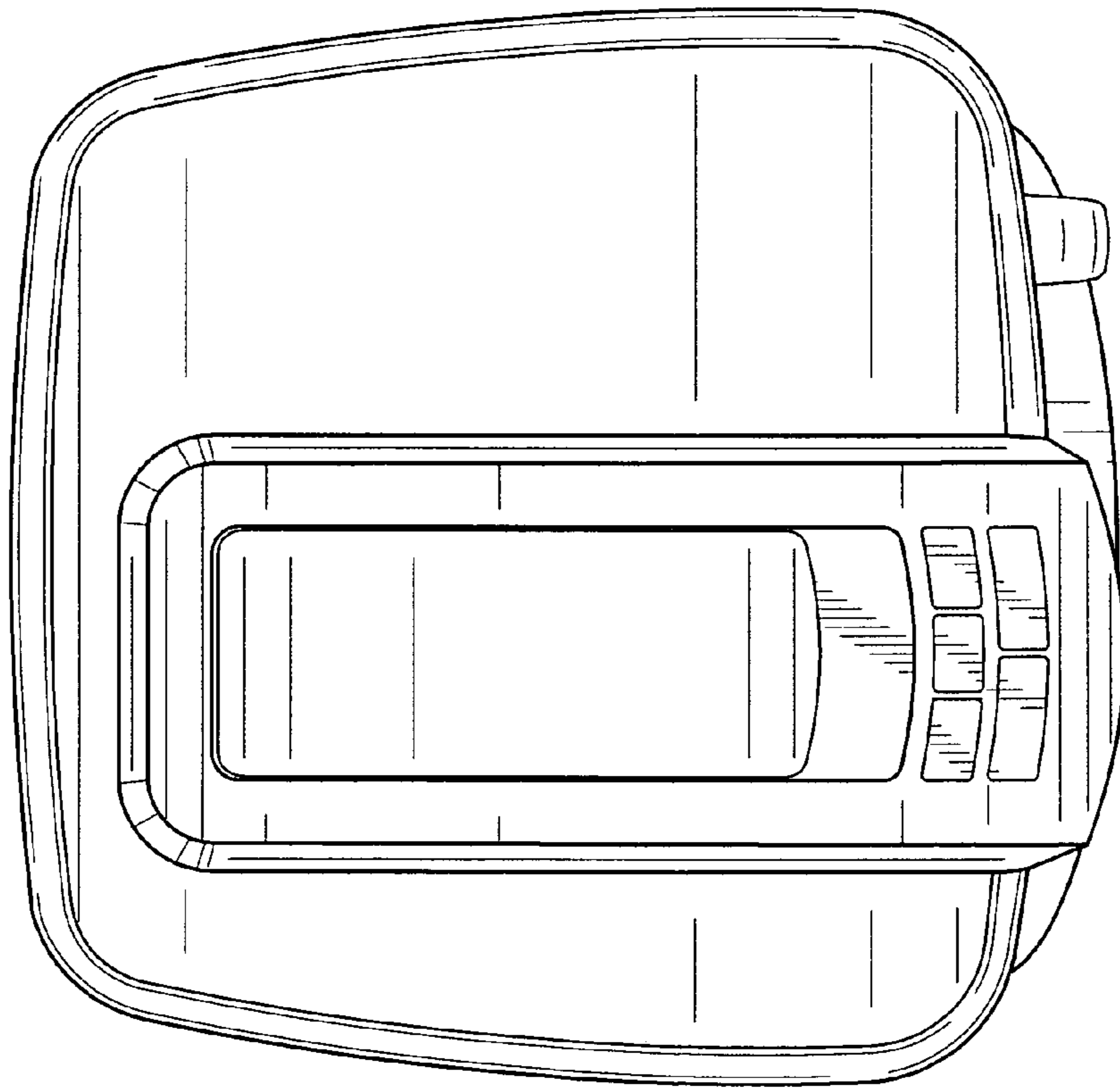


FIG. 6

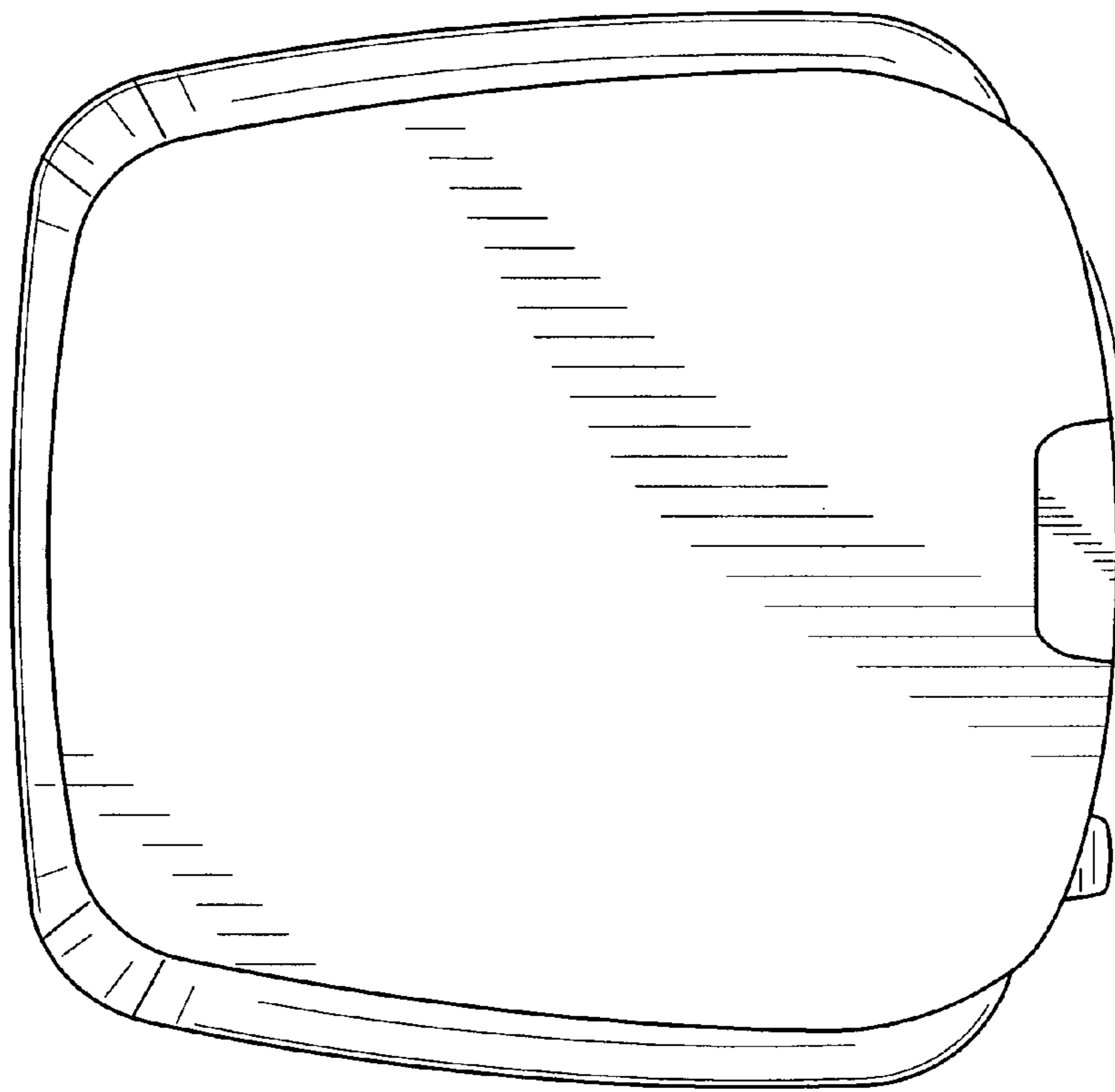


FIG. 7