



US00D669278S

(12) **United States Design Patent**
Kumazawa

(10) **Patent No.:** **US D669,278 S**

(45) **Date of Patent:** **** *Oct. 23, 2012**

(54) **CHAIR**

(75) Inventor: **Taku Kumazawa**, Aichi-ken (JP)

(73) Assignee: **Aichi Co., Ltd.**, Aichi-ken (JP)

(*) Notice: This patent is subject to a terminal disclaimer.

(**) Term: **14 Years**

(21) Appl. No.: **29/365,477**

(22) Filed: **Jul. 9, 2010**

Related U.S. Application Data

(63) Continuation-in-part of application No. 29/364,249, filed on Jun. 21, 2010, now abandoned, which is a continuation of application No. 29/343,410, filed on Sep. 11, 2009, now abandoned, which is a continuation of application No. 29/336,793, filed on May 8, 2009, now Pat. No. Des. 600,465, application No. 29/365,477, which is a continuation-in-part of application No. 29/355,484, filed on Feb. 8, 2010, now Pat. No. Des. 656,334, which is a continuation-in-part of application No. 29/343,410, which is a continuation of application No. 29/336,793.

(51) **LOC (9) Cl.** **06-01**

(52) **U.S. Cl.** **D6/373**

(58) **Field of Classification Search** D6/334-336, D6/369, 371-376, 379-380, 500-502; 297/183.7, 297/239, 445.1, 447.1, 447.3, 447.4, 448.1, 297/448.2, 451.7, 452.18, 452.64

See application file for complete search history.

(56) **References Cited**

U.S. PATENT DOCUMENTS

1,960,022 A 5/1934 Melder
D112,866 S 1/1939 Vavrik
D149,980 S 6/1948 Spence
D149,982 S 6/1948 Sundberg
D202,775 S 11/1965 Rowland

(Continued)

FOREIGN PATENT DOCUMENTS

EP 000606009-0010 S 11/2006

OTHER PUBLICATIONS

Unpublished U.S. Appl. No. 29/355,483.

(Continued)

Primary Examiner — Kelley Donnelly

(74) *Attorney, Agent, or Firm* — Hultquist, PLLC; Steven J. Hultquist

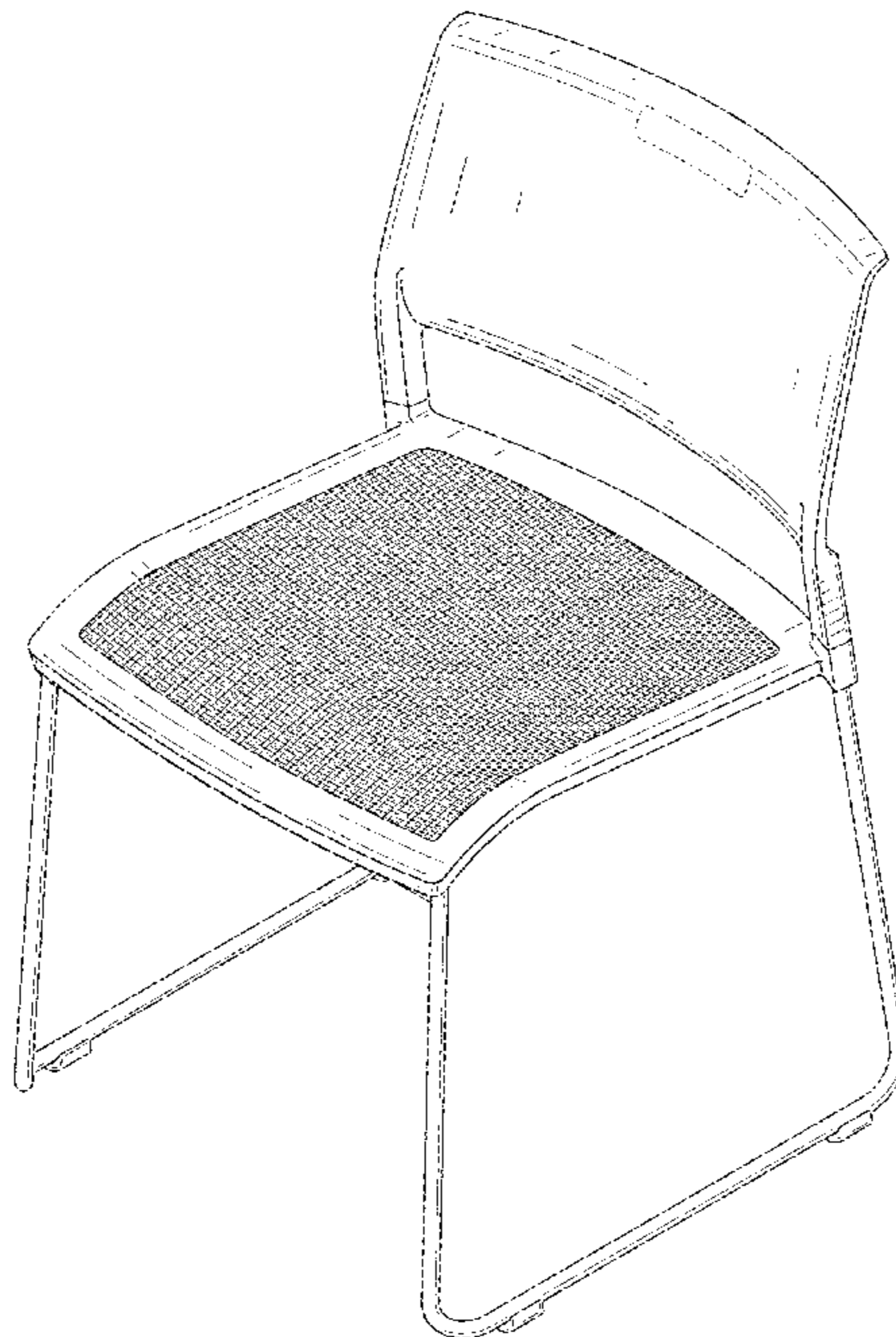
(57) **CLAIM**

The ornamental design for a chair, as shown and described.

DESCRIPTION

FIG. 1 is a perspective view of a chair showing my new design;
FIG. 2 is a front elevation view of the chair;
FIG. 3 is a rear elevation view of the chair;
FIG. 4 is a left elevation view thereof; the right side elevation view being a mirror image;
FIG. 5 is a top plan view of the chair; and,
FIG. 6 is a bottom plan view of the chair.
The broken lines showing is included for the purpose of illustrating environment of the design and forms no part of the claimed design.

1 Claim, 6 Drawing Sheets



US D669,278 S

Page 2

U.S. PATENT DOCUMENTS

3,404,916 A 10/1968 Rowland
3,724,897 A 4/1973 Faiks et al.
3,815,955 A 6/1974 Gibilterra
3,913,978 A 10/1975 Lester
D241,487 S 9/1976 Gibilterra
3,999,802 A 12/1976 Powers
D244,978 S * 7/1977 Polsky et al. D6/369
4,049,315 A 9/1977 Jacobson
D272,490 S 2/1984 Ogg
D335,777 S 5/1993 Hess
5,383,712 A 1/1995 Perry
D367,185 S 2/1996 Olson
D378,553 S 3/1997 Newhouse et al.
D382,415 S 8/1997 Leib
D390,024 S 2/1998 DeJule
RE36,335 E 10/1999 Perry
D423,805 S 5/2000 Olson
6,109,696 A 8/2000 Newhouse et al.
D433,578 S 11/2000 Saul
6,250,718 B1 6/2001 Newhouse et al.
D466,712 S 12/2002 Haney et al.
D472,723 S 4/2003 Haney et al.
D495,890 S 9/2004 Chadwick et al.
6,957,860 B1 10/2005 Leist et al.
D516,830 S 3/2006 Leist et al.
D527,921 S 9/2006 Iida et al.
D528,812 S 9/2006 Giugiaro
D543,370 S 5/2007 Han
D550,977 S 9/2007 Igarashi
D558,478 S 1/2008 Rothe

D569,644 S 5/2008 Kumazawa
D600,465 S 9/2009 Kumazawa
D600,953 S 9/2009 Kumazawa
D600,954 S 9/2009 Kumazawa
D609,487 S 2/2010 Kumazawa
D609,488 S 2/2010 Kumazawa
7,681,956 B2 * 3/2010 Huang 297/440.16
7,686,395 B2 * 3/2010 Piretti 297/297
D617,568 S 6/2010 Kumazawa
RE42,027 E * 1/2011 Kumazawa D6/373
D637,839 S * 5/2011 Piretti D6/500
D638,641 S * 5/2011 Piretti D6/500
D646,091 S * 10/2011 Welsh D6/502
D647,718 S * 11/2011 Chen D6/368
D648,149 S * 11/2011 Cox D6/373
D648,150 S * 11/2011 Kumazawa D6/373
D648,157 S * 11/2011 McCurry D6/495
D648,559 S * 11/2011 Thau D6/373

OTHER PUBLICATIONS

Unpublished U.S. Appl. No. 29/355,484.
Unpublished U.S. Appl. No. 29/316,587.
Unpublished U.S. Appl. No. 29/362,092.
Unpublished U.S. Appl. No. 29/365,480.
Unpublished U.S. Appl. No. 29/343,410.
Unpublished U.S. Appl. No. 29/365,474.
Unpublished U.S. Appl. No. 29/364,249.
Unpublished U.S. Appl. No. 29/365,471.

* cited by examiner

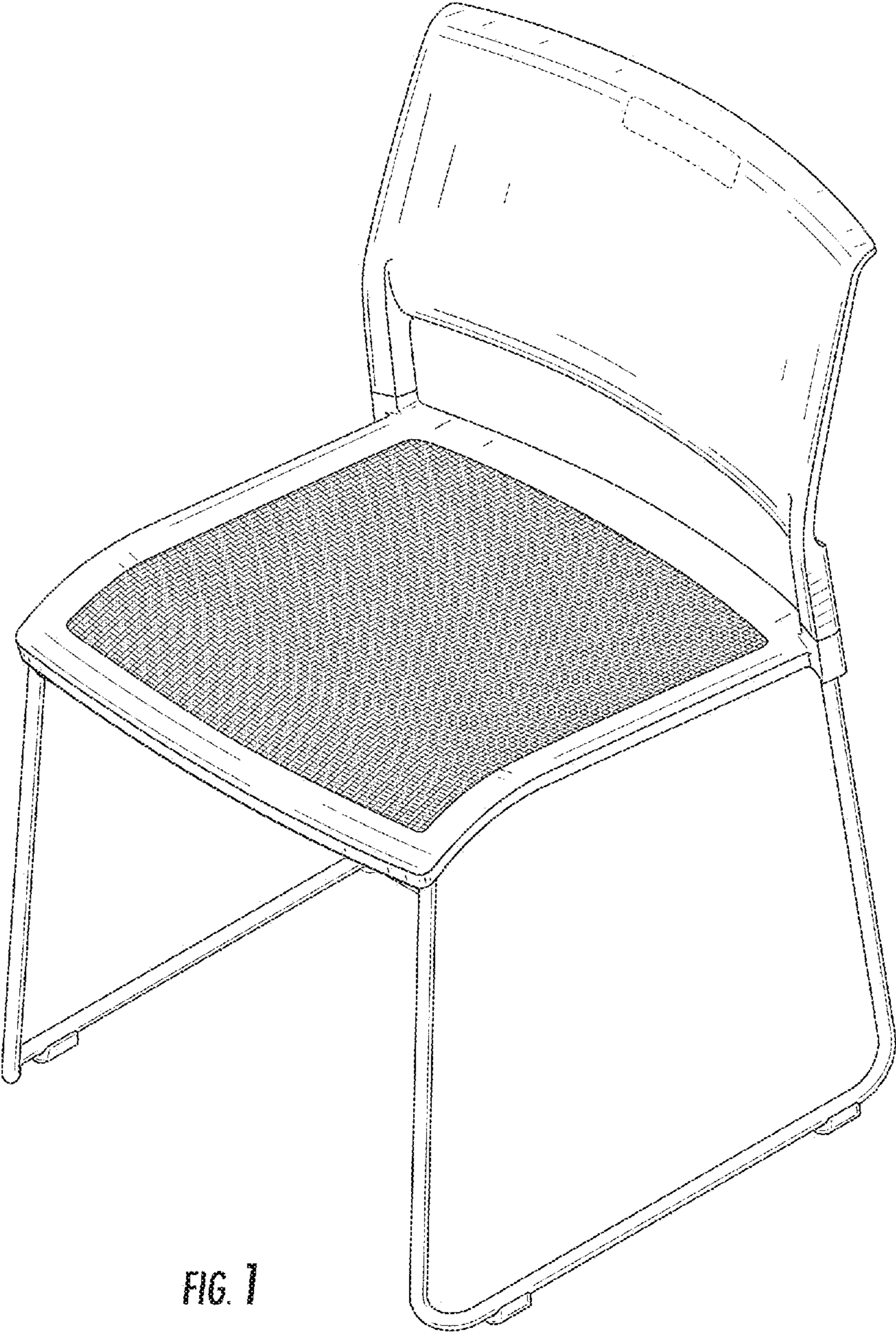


FIG. 1




FIG. 2




FIG. 3

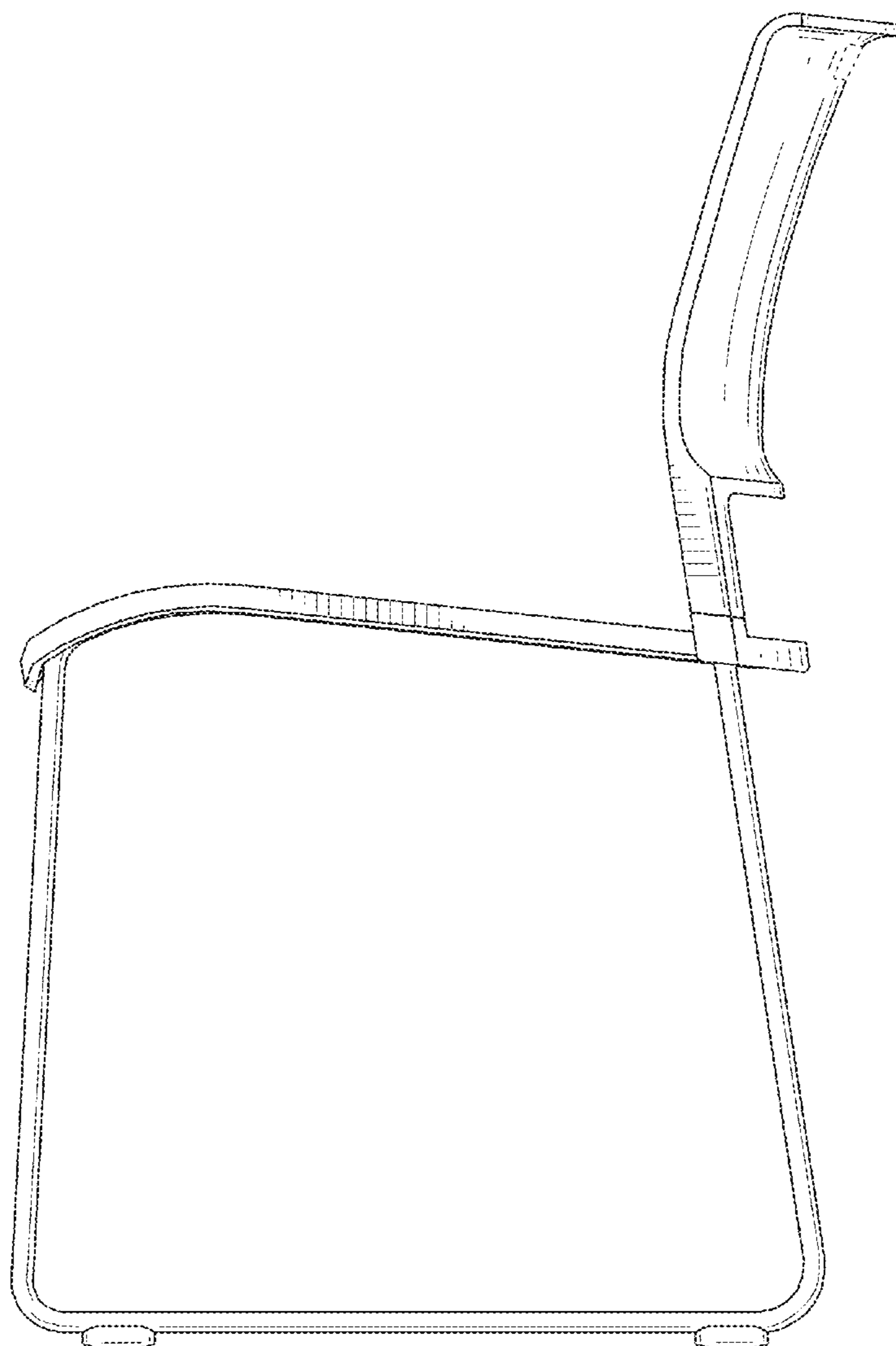


FIG. 4

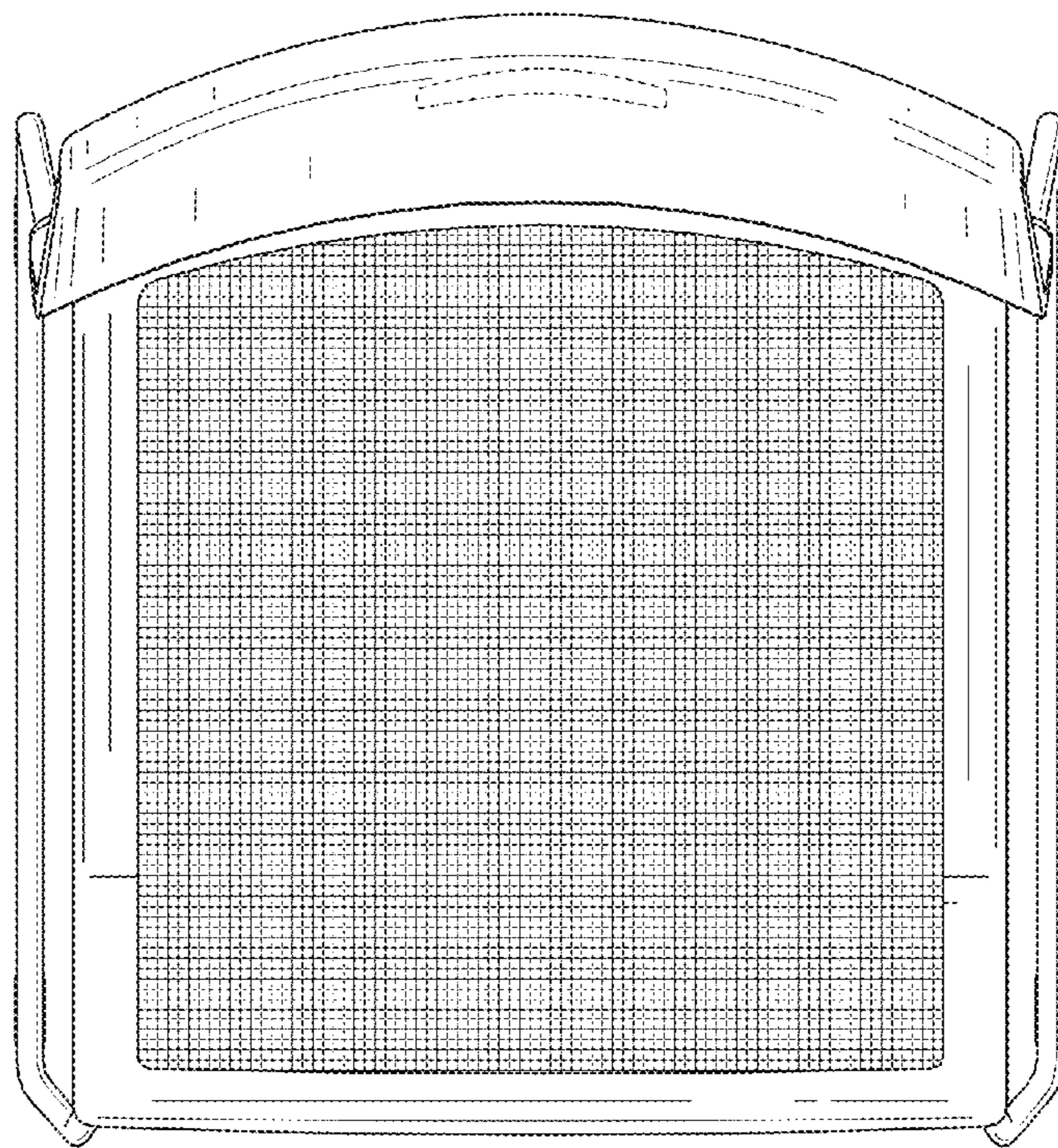


FIG. 5

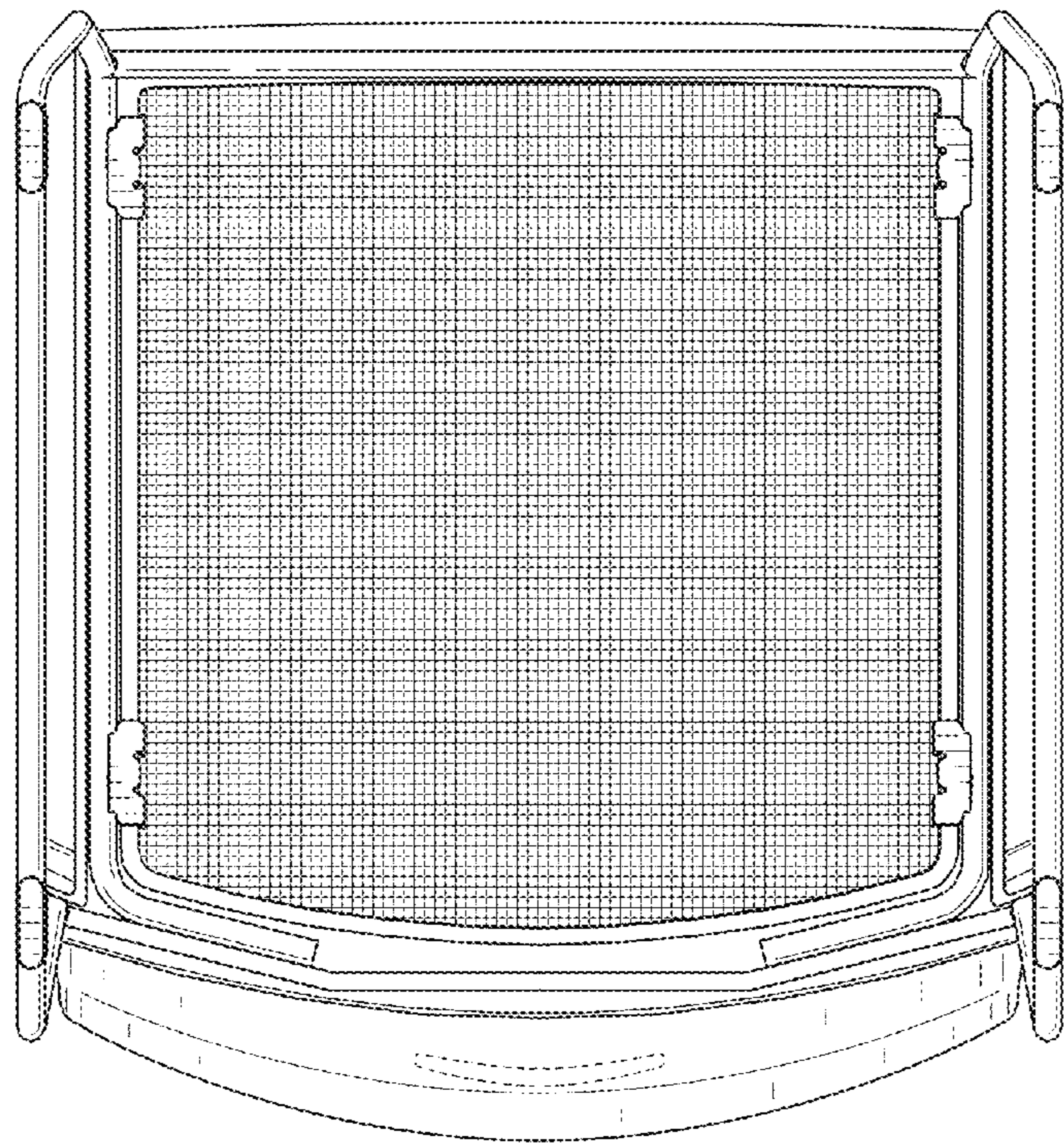


FIG. 6