



US00D669267S

(12) **United States Design Patent**  
**Mecchella**

(10) **Patent No.:** **US D669,267 S**

(45) **Date of Patent:** **\*\* Oct. 23, 2012**

(54) **HANDLED CARRYING CASE**

(75) Inventor: **Monica Liane Mecchella**, San Francisco, CA (US)

(73) Assignee: **Amazon Technologies, Inc.**, Reno, NV (US)

(\*\*) Term: **14 Years**

(21) Appl. No.: **29/400,505**

(22) Filed: **Aug. 29, 2011**

(51) **LOC (9) Cl.** ..... **03-01**

(52) **U.S. Cl.** ..... **D3/289; D3/303**

(58) **Field of Classification Search** ..... D3/273, D3/276, 280, 289, 301, 903, 901, 900, 303; D28/82, 83; D9/420; 190/900-901, 119-121, 190/903; 206/320, 581

See application file for complete search history.

(56) **References Cited**

**U.S. PATENT DOCUMENTS**

|           |   |   |         |                 |       |         |
|-----------|---|---|---------|-----------------|-------|---------|
| 1,983,036 | A | * | 12/1934 | Kaufmann        | ..... | 190/109 |
| D265,865  | S | * | 8/1982  | Stephens et al. | ..... | D3/299  |
| D319,729  | S | * | 9/1991  | Kogutt          | ..... | D3/299  |
| D352,604  | S | * | 11/1994 | Johnson         | ..... | D3/303  |
| D469,254  | S | * | 1/2003  | Johnson         | ..... | D3/303  |
| D518,954  | S | * | 4/2006  | Wald            | ..... | D3/273  |
| D548,972  | S | * | 8/2007  | Wald            | ..... | D3/299  |

|          |   |   |         |              |       |        |
|----------|---|---|---------|--------------|-------|--------|
| D554,859 | S | * | 11/2007 | Sides et al. | ..... | D3/273 |
| D629,198 | S | * | 12/2010 | Fox et al.   | ..... | D3/273 |
| D629,204 | S | * | 12/2010 | Spira        | ..... | D3/303 |

\* cited by examiner

*Primary Examiner* — Jennifer Rivard

(74) *Attorney, Agent, or Firm* — Lee & Hayes, PLLC

(57) **CLAIM**

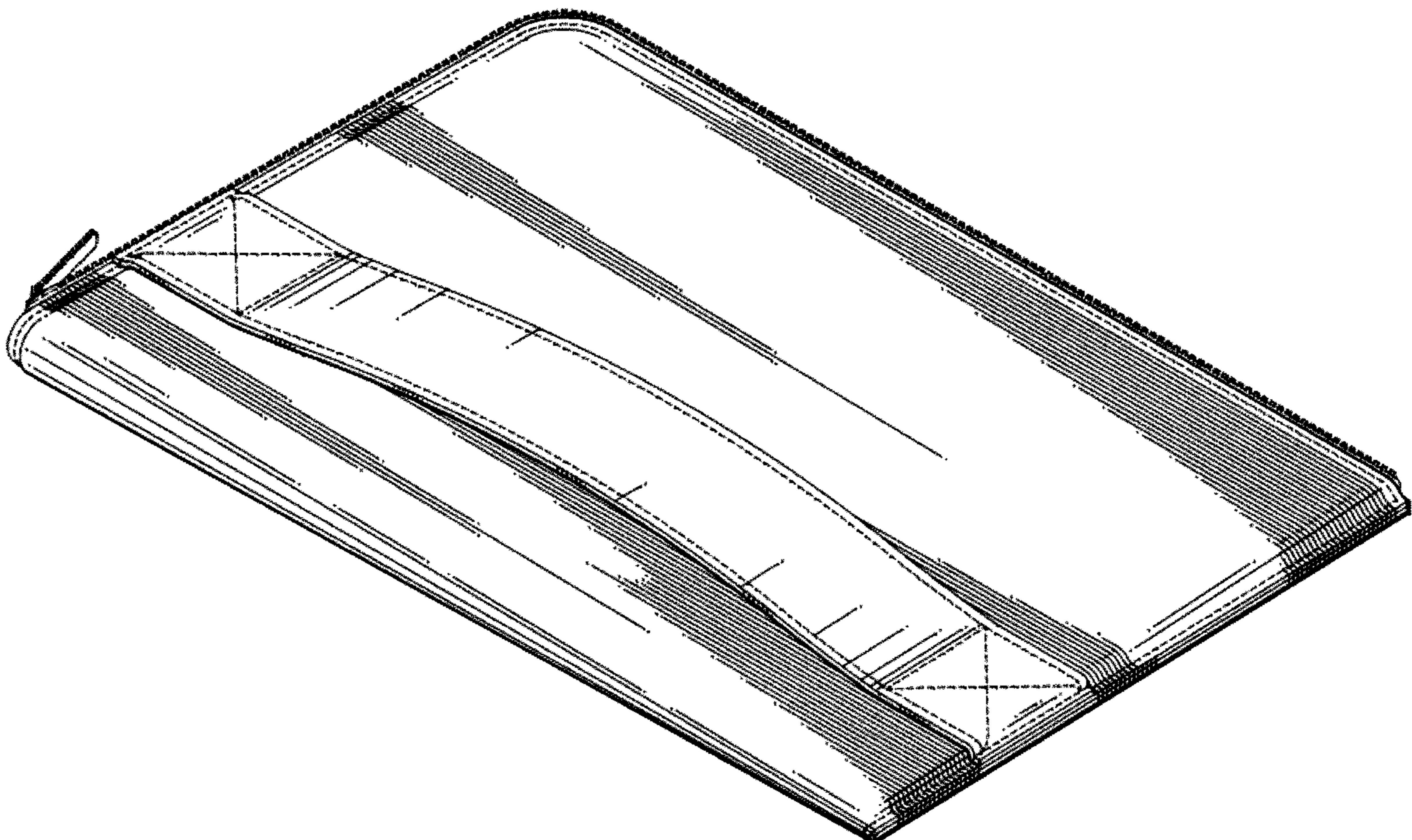
The ornamental design for a handled carrying case, as shown and described.

**DESCRIPTION**

FIG. 1 is a perspective view of a handled carrying case; FIG. 2 is a top plan view of the handled carrying case of FIG. 1; FIG. 3 is a right-side elevation view of the handled carrying case of FIG. 1; FIG. 4 is a back elevation view of the handled carrying case of FIG. 1; FIG. 5 is a bottom plan view of the handled carrying case of FIG. 1; FIG. 6 is a left-side elevation view of the handled carrying case of FIG. 1; and, FIG. 7 is a front elevation view of the handled carrying case of FIG. 1.

The broken lines shown in the drawings illustrate portions of the handled carrying case and form no part of the claimed design.

**1 Claim, 3 Drawing Sheets**



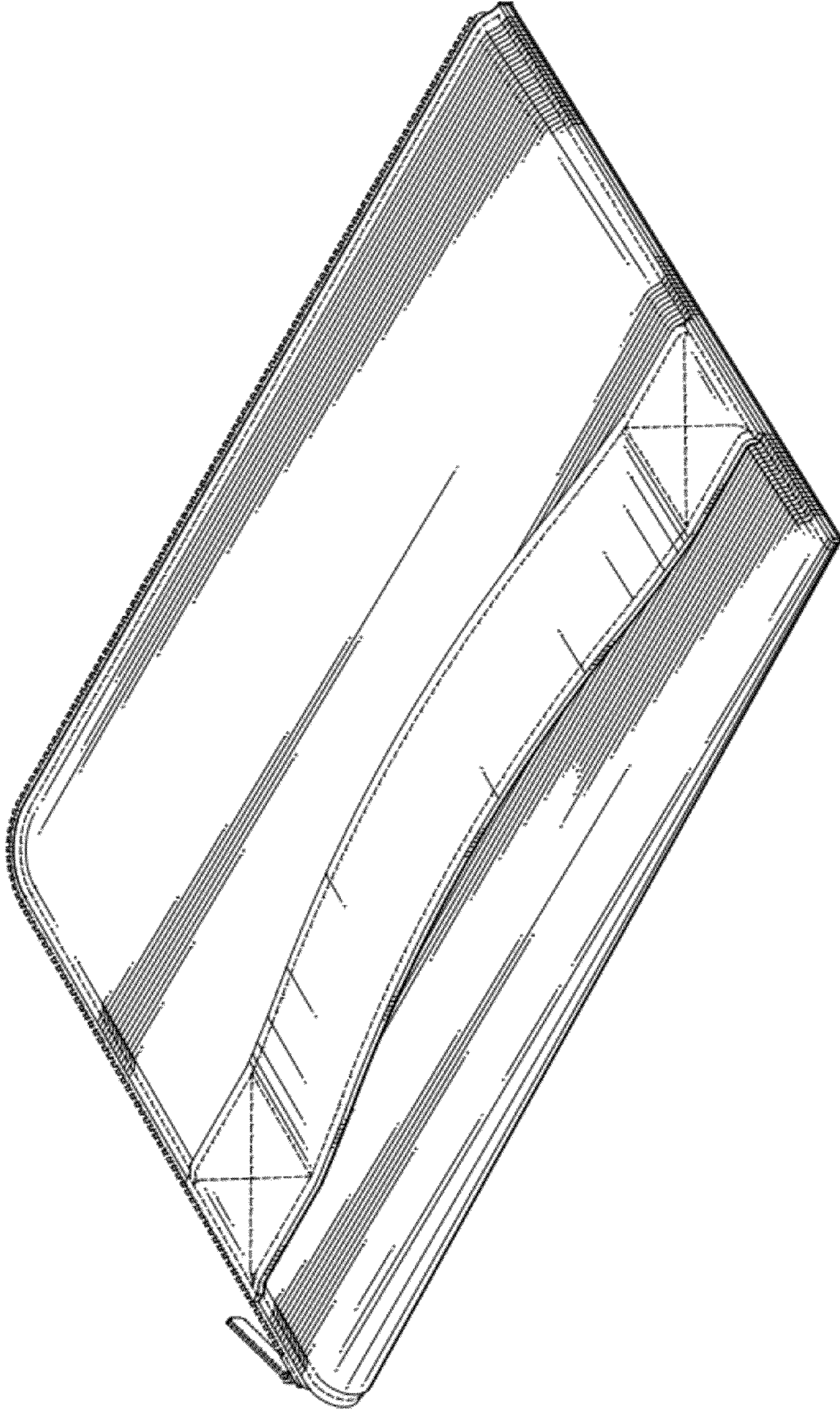


FIG. 1



FIG. 4

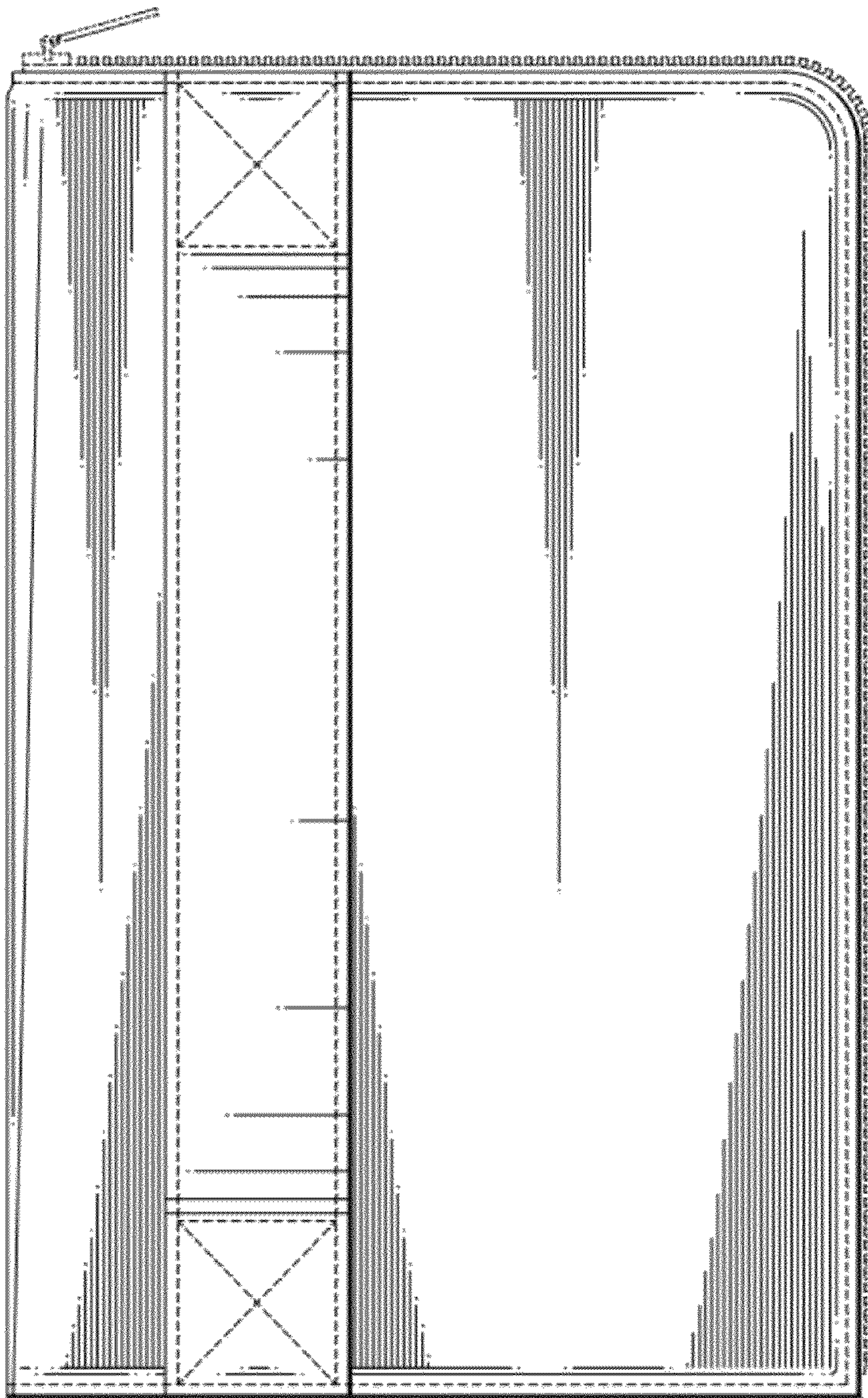


FIG. 2




FIG. 3




FIG. 7

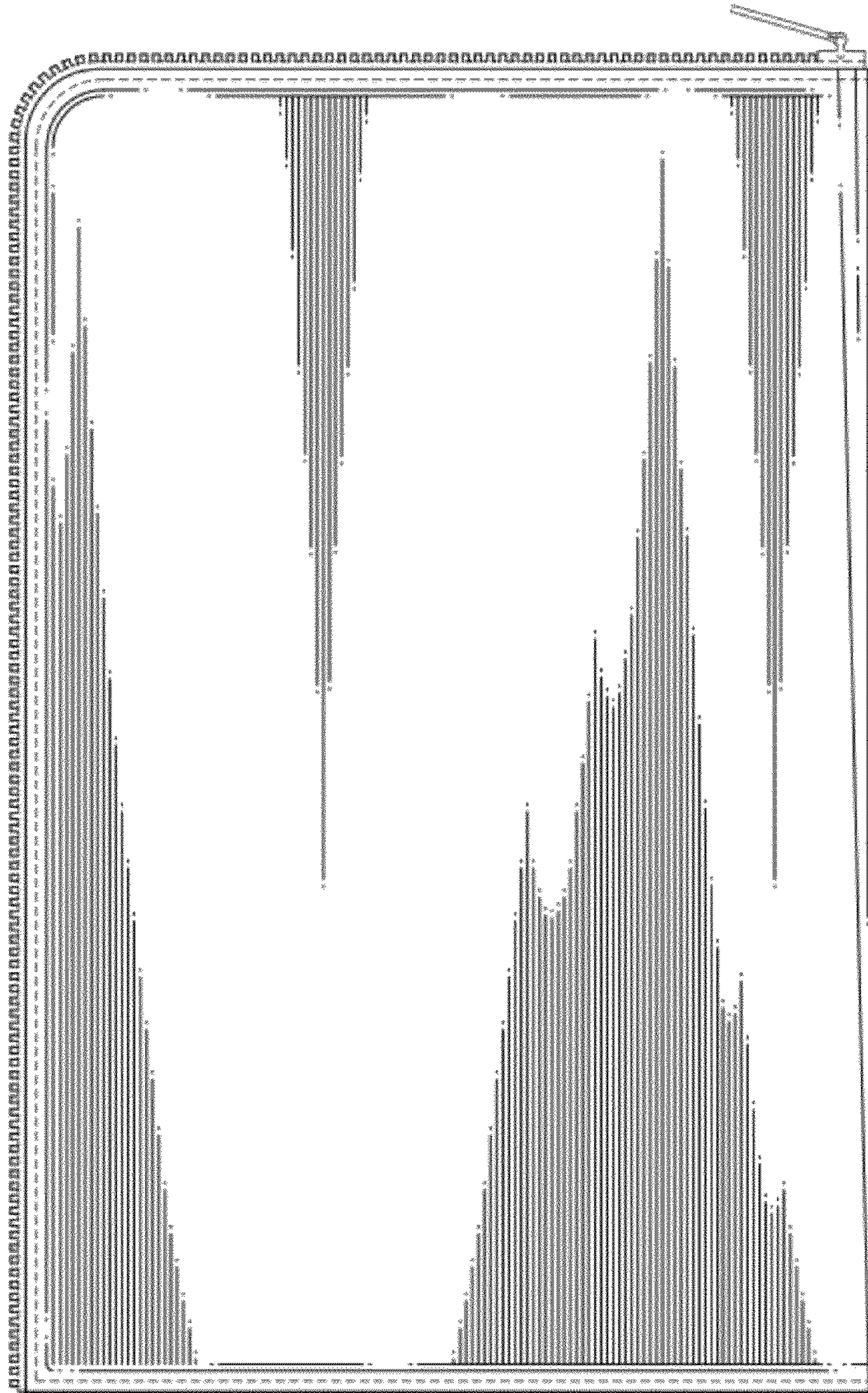


FIG. 5




FIG. 6