

US00D669252S

(12) **United States Design Patent**
Rogers

(10) **Patent No.:** **US D669,252 S**
(45) **Date of Patent:** **** Oct. 23, 2012**

(54) **HAT WITH OPENING TO ACCOMMODATE HAIRSTYLE**

(76) Inventor: **Atessa G. Rogers**, Morgan Hill, CA (US)

(**) Term: **14 Years**

(21) Appl. No.: **29/426,328**

(22) Filed: **Jul. 3, 2012**

(51) **LOC (9) Cl.** **02-03**

(52) **U.S. Cl.** **D2/882**

(58) **Field of Classification Search** D2/865, D2/866, 869, 870, 871, 872, 873, 874, 875, D2/876, 877, 878, 879, 880, 881, 882, 884, D2/886, 888, 891, 892, 893, 894, 895; 2/171.4, 2/171.5, 181, 181.2, 182.8, 183, 175.1, 175.3, 2/175.4, 195.1, 195.2, 195.3, 195.4, 200.1, 2/200.2, 200.3, 209.3, 209.4, 209.5, 209.7

See application file for complete search history.

(56) **References Cited**

U.S. PATENT DOCUMENTS

1,599,096	A *	9/1926	Marks	2/12
D132,981	S *	7/1942	Solash	D2/877
2,796,680	A *	6/1957	Wittcoff	446/27
4,630,317	A	12/1986	Brown et al.	
5,170,509	A *	12/1992	Leopold	2/195.1
5,321,854	A	6/1994	Kronenberger	
5,325,540	A	7/1994	Kronenberger	
D389,958	S *	1/1998	Kinkead	D29/102
D399,639	S	10/1998	Bartz	
D405,590	S	2/1999	Bartz	
5,875,488	A	3/1999	Milani	
5,875,494	A	3/1999	Garnier et al.	
D424,282	S	5/2000	Crumpton et al.	
6,170,086	B1	1/2001	Lee	
6,240,566	B1	6/2001	Scantilin	
D456,118	S *	4/2002	Hill	D2/866

(Continued)

FOREIGN PATENT DOCUMENTS

WO 96/08175 3/1996

(Continued)

Primary Examiner — Karen E Eldridge Powers

(74) *Attorney, Agent, or Firm* — Bryan Cave LLP

(57) **CLAIM**

I claim the ornamental design for a hat with an opening to accommodate a hairstyle, as shown and described.

DESCRIPTION

FIG. 1 is a rear perspective view of a hat with an opening to accommodate a hairstyle;

FIG. 2 is a right side elevation view of a hat with an opening to accommodate a hairstyle;

FIG. 3 is a left side elevation view of a hat with an opening to accommodate a hairstyle;

FIG. 4 is a front elevation view of a hat with an opening to accommodate a hairstyle;

FIG. 5 is a rear elevation view of a hat with an opening to accommodate a hairstyle;

FIG. 6 is a top plan view of a hat with an opening to accommodate a hairstyle;

FIG. 7 is a bottom plan view of a hat with an opening to accommodate a hairstyle;

FIG. 8 is a side elevation view of a hat with an opening to accommodate a hairstyle;

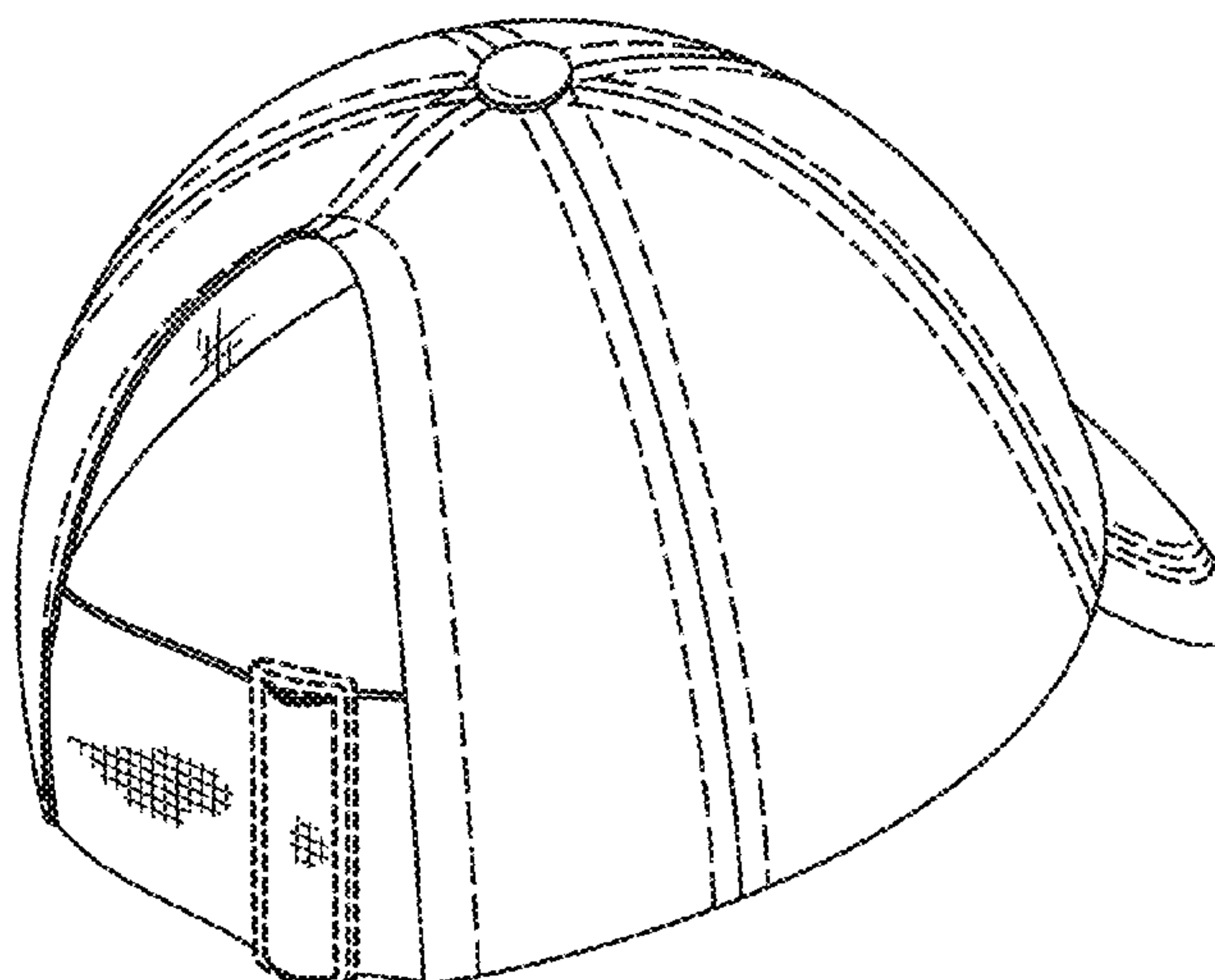
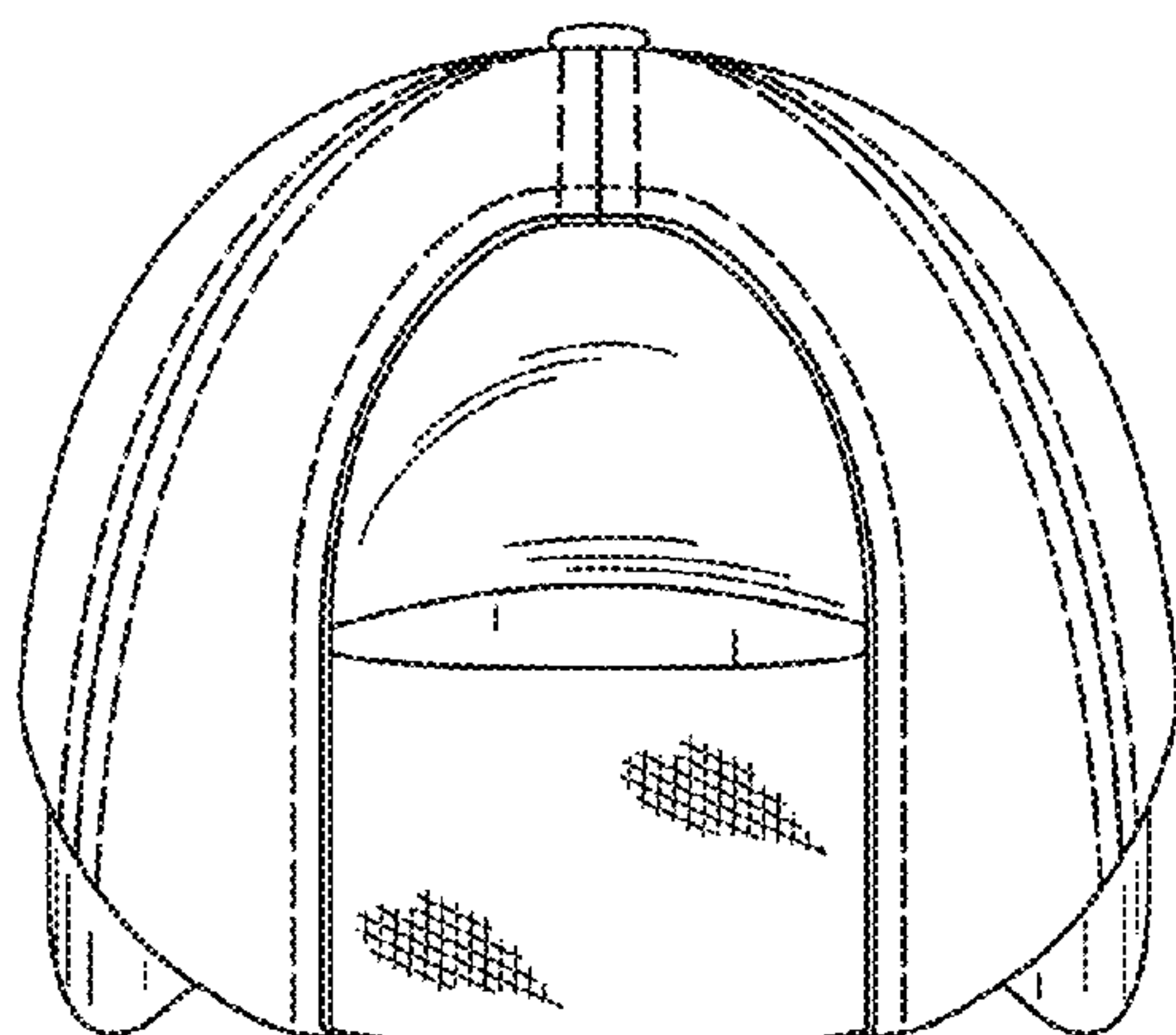
FIG. 9 is a rear perspective view of a hat with an opening to accommodate a hairstyle;

FIG. 10 is a further side elevation view of a hat with an opening to accommodate a hairstyle; and,

FIG. 11 is a further rear perspective view of a hat with an opening to accommodate a hairstyle.

The partial human figure shown in broken lines in the drawings illustrates the environment in which the design is used, and assists in showing how the claimed design appears when worn. The broken lines on the hat itself are unclaimed features.

1 Claim, 8 Drawing Sheets



US D669,252 S

Page 2

U.S. PATENT DOCUMENTS

D482,186 S 11/2003 Pytanowski
D488,292 S * 4/2004 Haggberg D2/866
D514,281 S 2/2006 Cho
D517,781 S * 3/2006 Ortle et al. D2/882
7,010,815 B2 3/2006 Tufano-Sisca
7,024,702 B2 4/2006 Kronenberger
7,036,156 B2 5/2006 Lahman et al.
D539,012 S 3/2007 Evans
D546,031 S 7/2007 Pearson et al.
7,275,270 B2 * 10/2007 Cotutsca 2/209.13
D564,183 S 3/2008 Roach et al.
D571,982 S * 7/2008 Kirby D2/882
D577,879 S 10/2008 Jones
D589,687 S 4/2009 Hoepfner
D590,136 S 4/2009 Campos, Sr. et al.
D593,284 S * 6/2009 Wymer D2/879
D595,033 S 6/2009 Lynn
D595,482 S * 7/2009 Aron D2/882
D603,586 S 11/2009 Miller et al.
D613,040 S 4/2010 Pearson
D617,537 S 6/2010 Pearson
D624,285 S 9/2010 Hall

D632,875 S 2/2011 Bischel
D634,518 S * 3/2011 Pike D2/886
D636,562 S * 4/2011 Lam et al. D2/882
D641,961 S * 7/2011 Kim D2/882
7,979,921 B2 * 7/2011 Cotutsca 2/209.13
2003/0233696 A1 * 12/2003 Lee 2/195.2
2004/0045075 A1 * 3/2004 Yan 2/183
2004/0187191 A1 * 9/2004 Lee 2/171
2004/0199979 A1 10/2004 Ngan
2005/0108810 A1 5/2005 Yan
2006/0117460 A1 6/2006 Yan
2006/0191057 A1 8/2006 Lynn
2007/0061944 A1 3/2007 Briskie
2007/0250987 A1 11/2007 Adkins
2008/0092272 A1 4/2008 Vainio et al.
2008/0209615 A1 9/2008 Raftery
2009/0199320 A1 * 8/2009 Ng 2/209.3
2001/0173739 7/2011 Riesen et al.
2012/0096626 A1 * 4/2012 Edwards 2/209.13

FOREIGN PATENT DOCUMENTS

WO 2011/063357 A2 5/2011

* cited by examiner

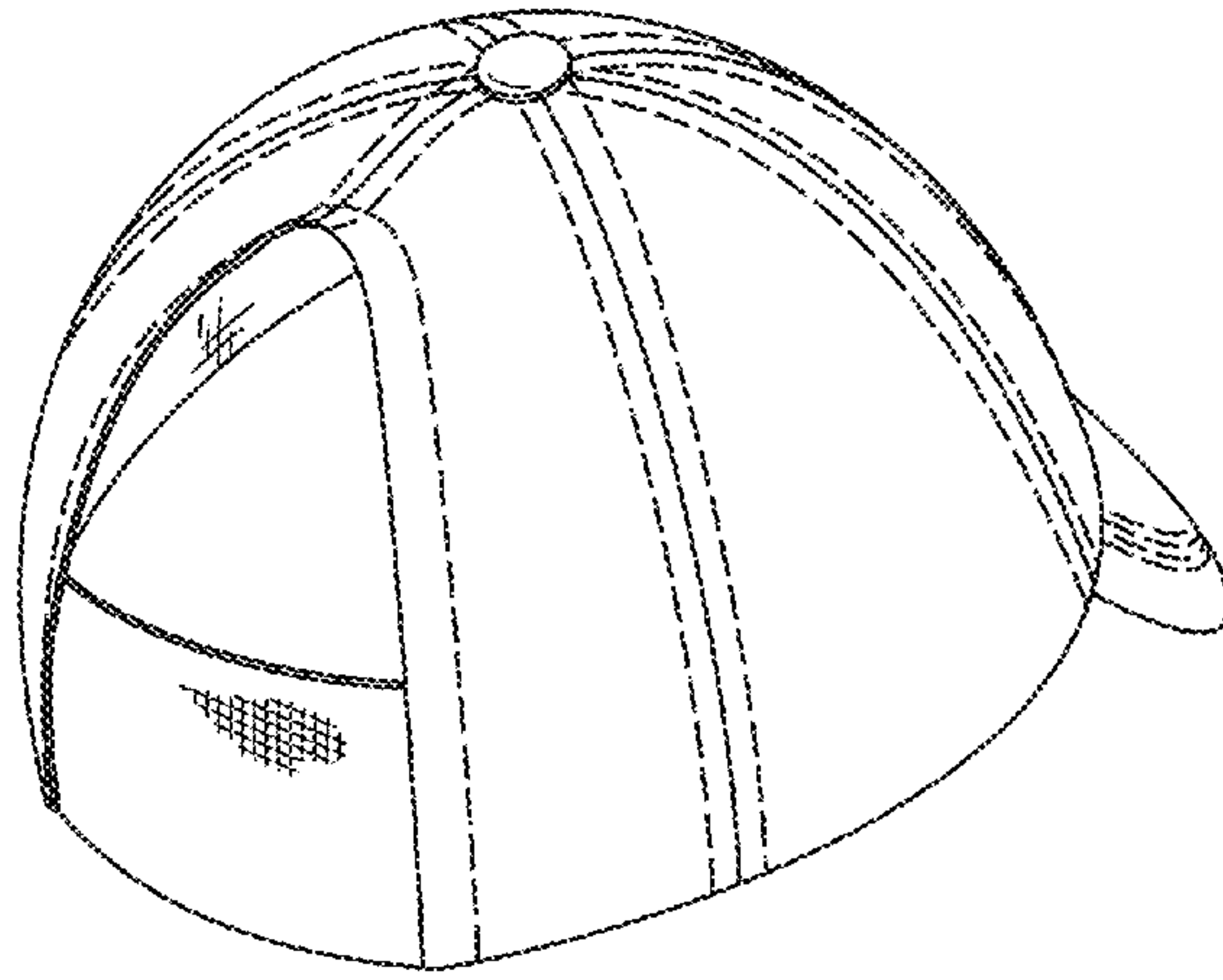


Fig. 1

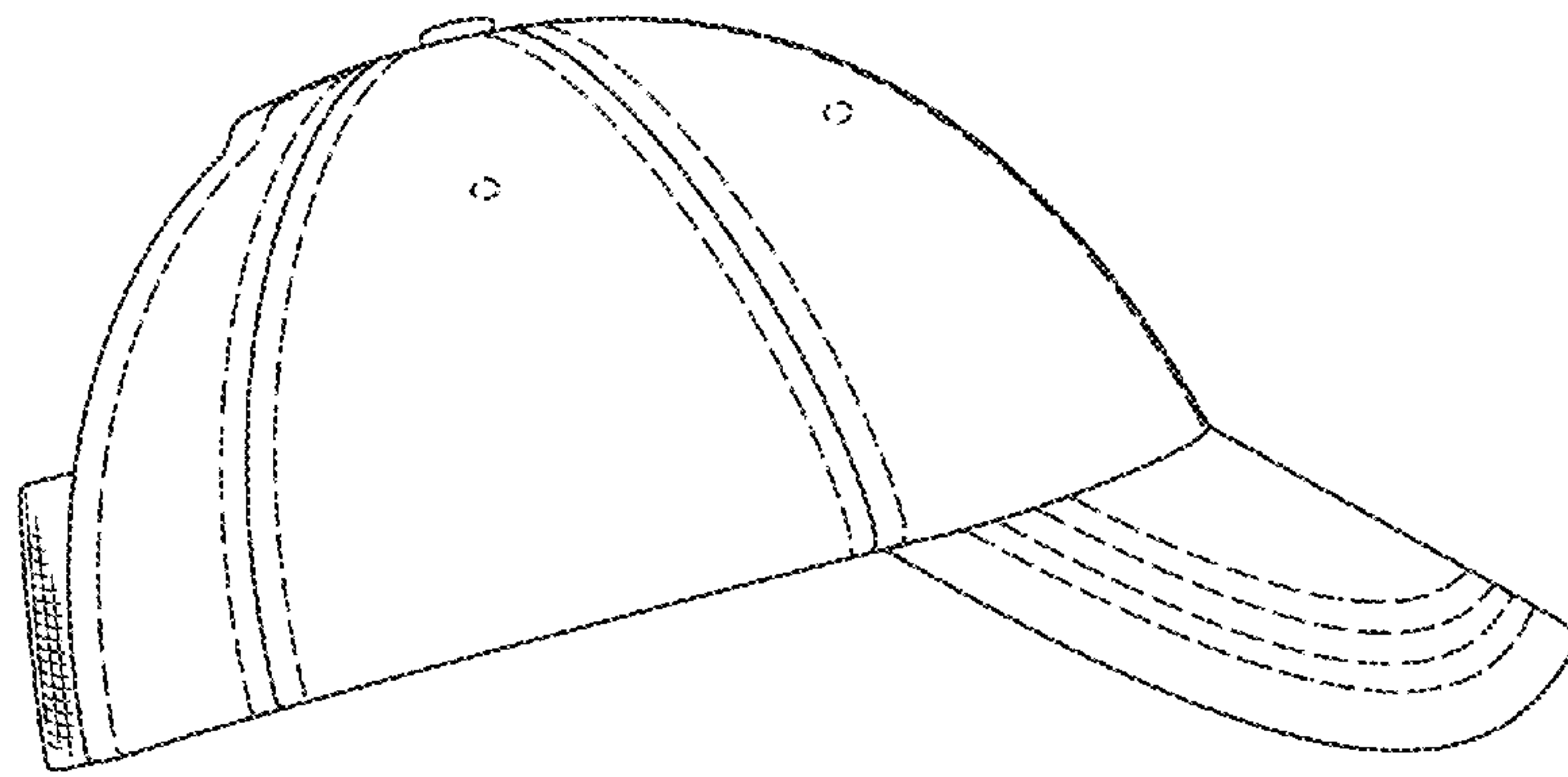


Fig. 2

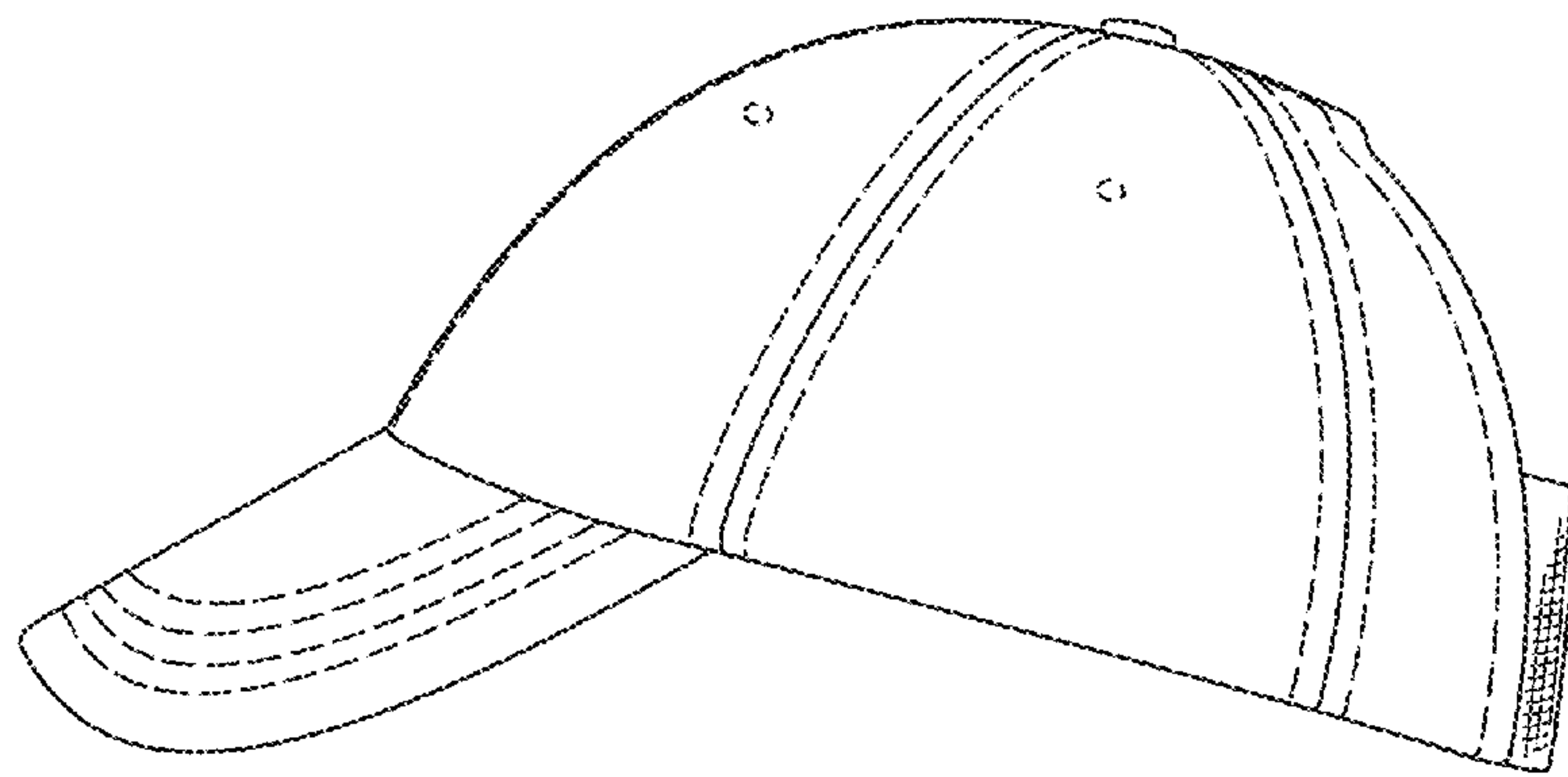


Fig. 3

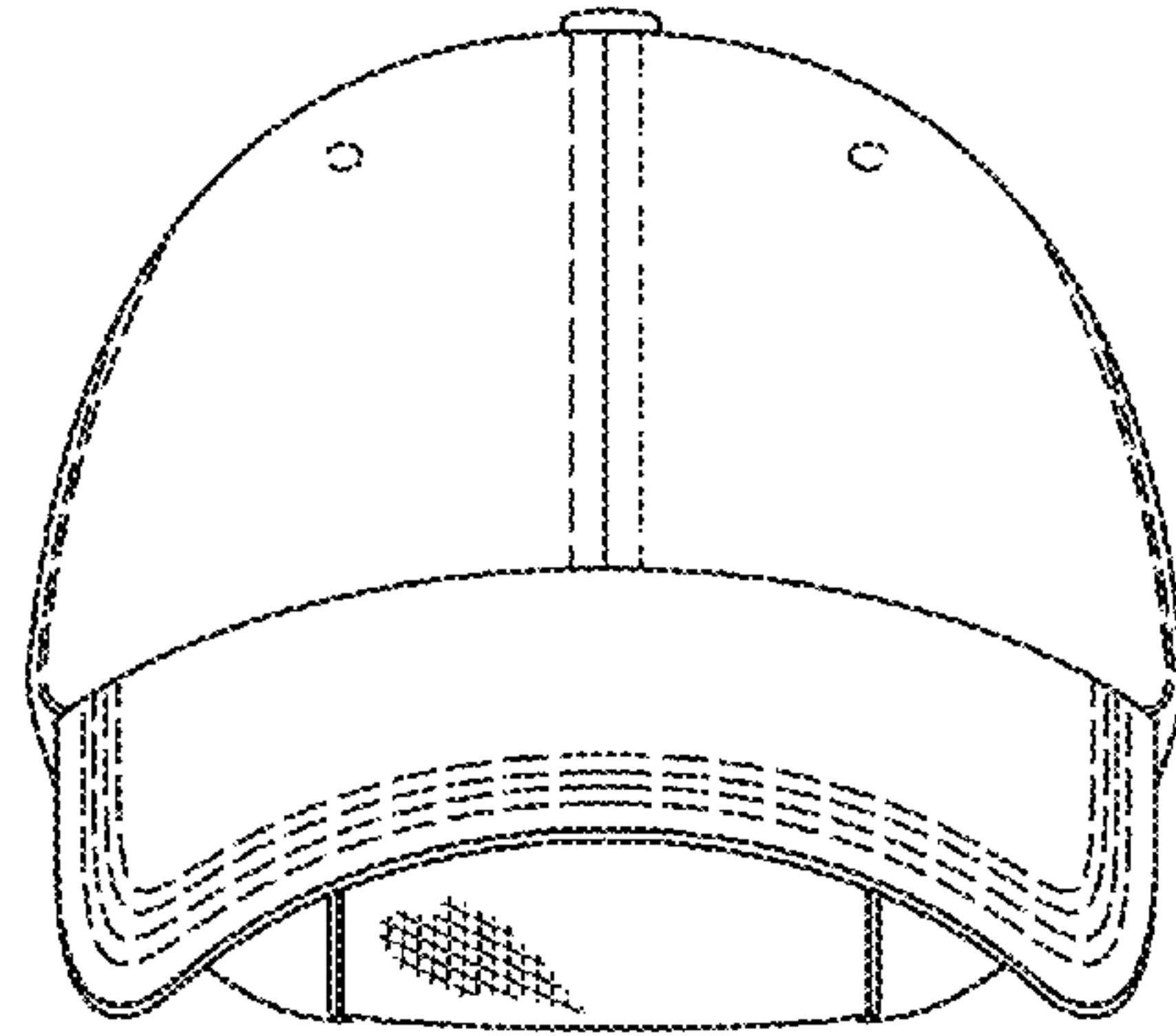


Fig. 4

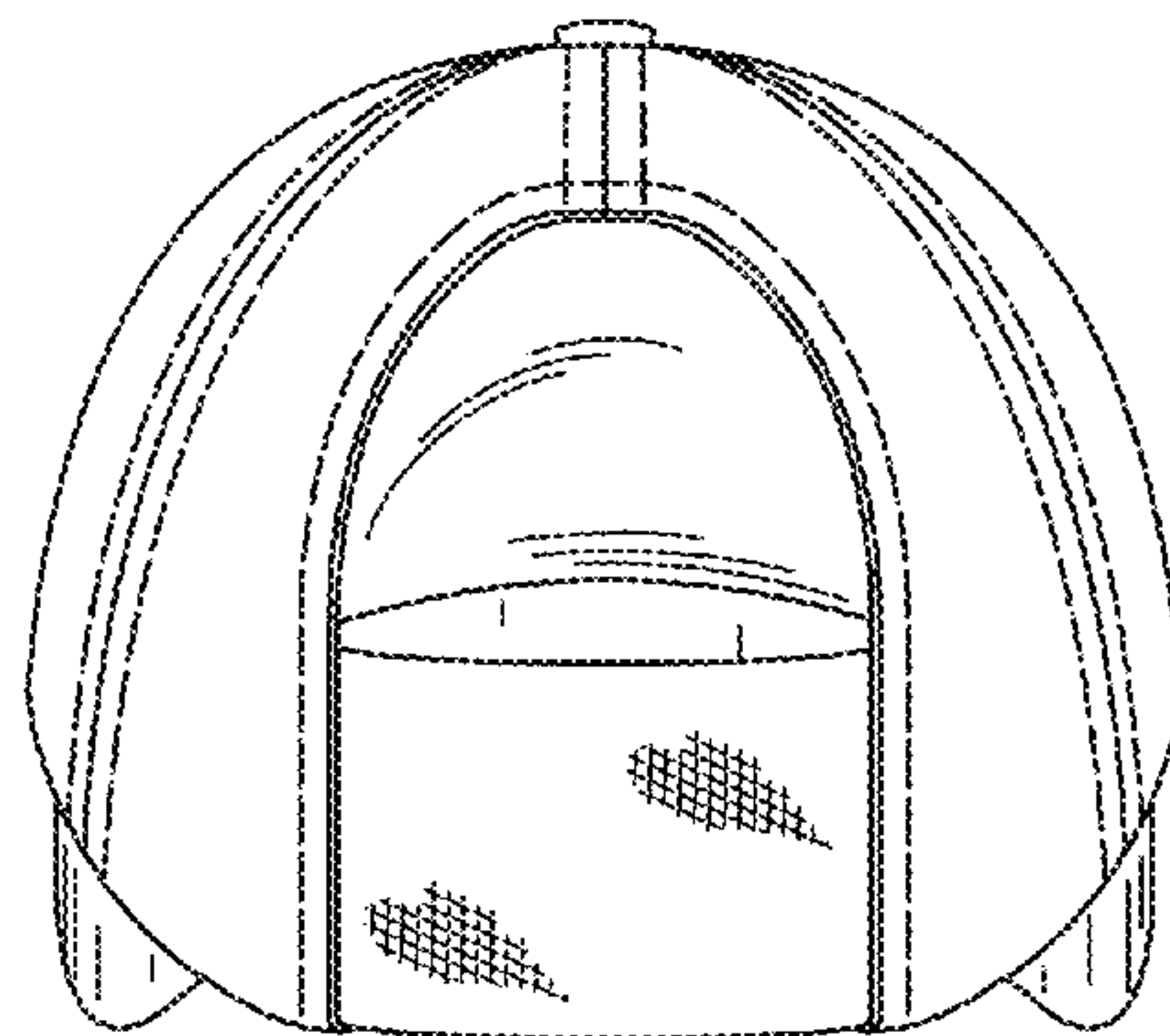


Fig. 5

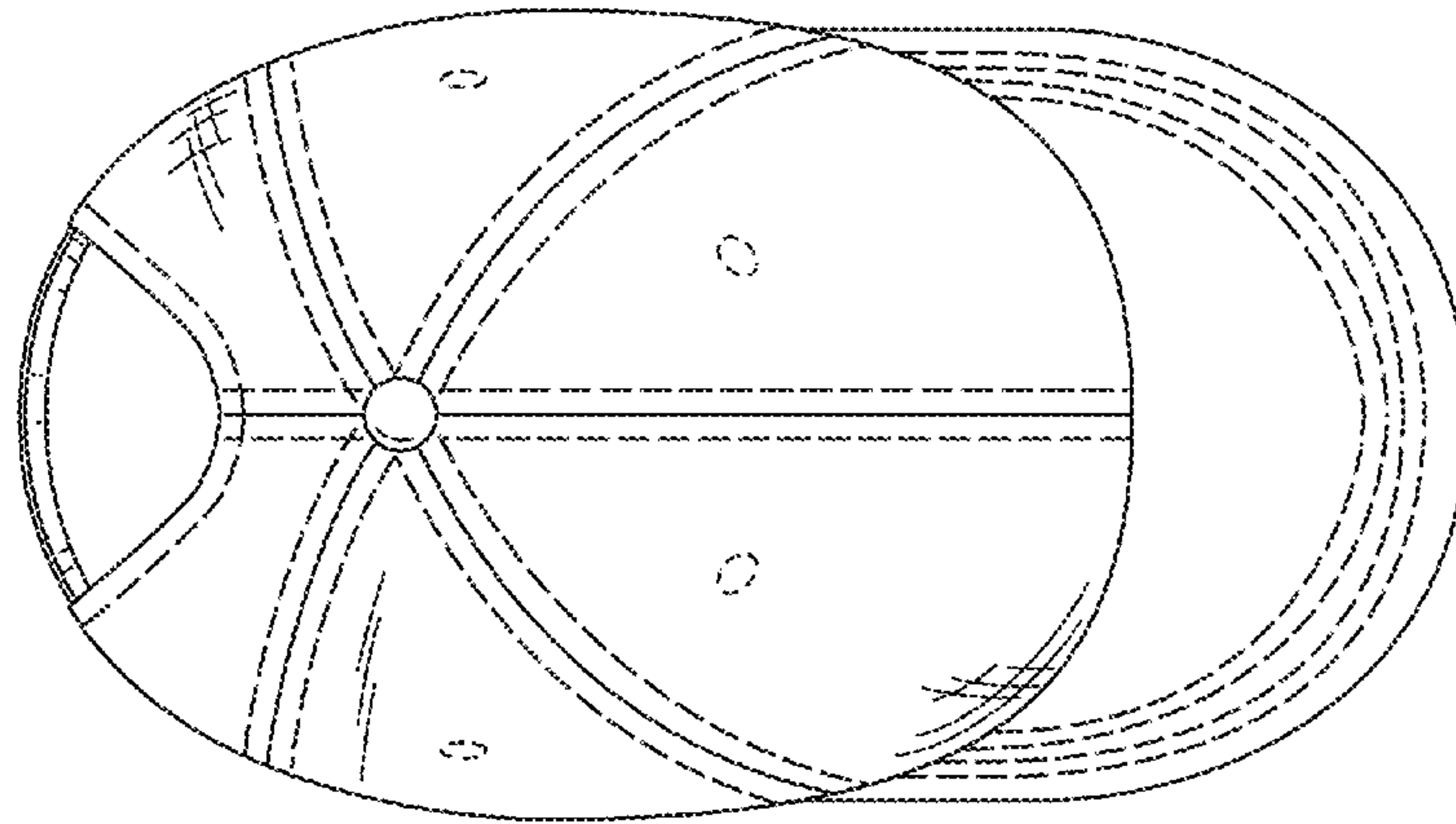


Fig. 6

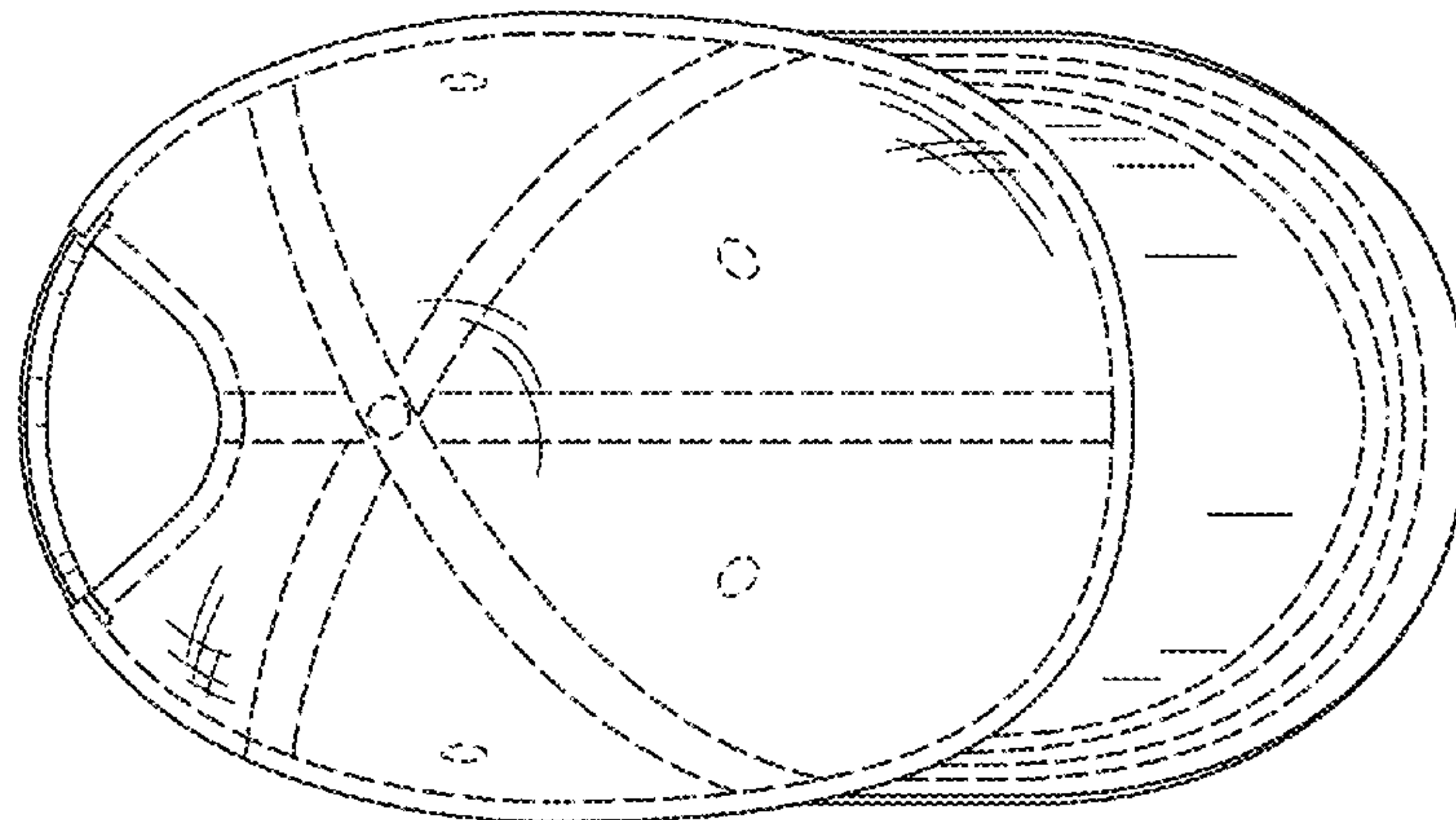


Fig. 7




Fig. 8

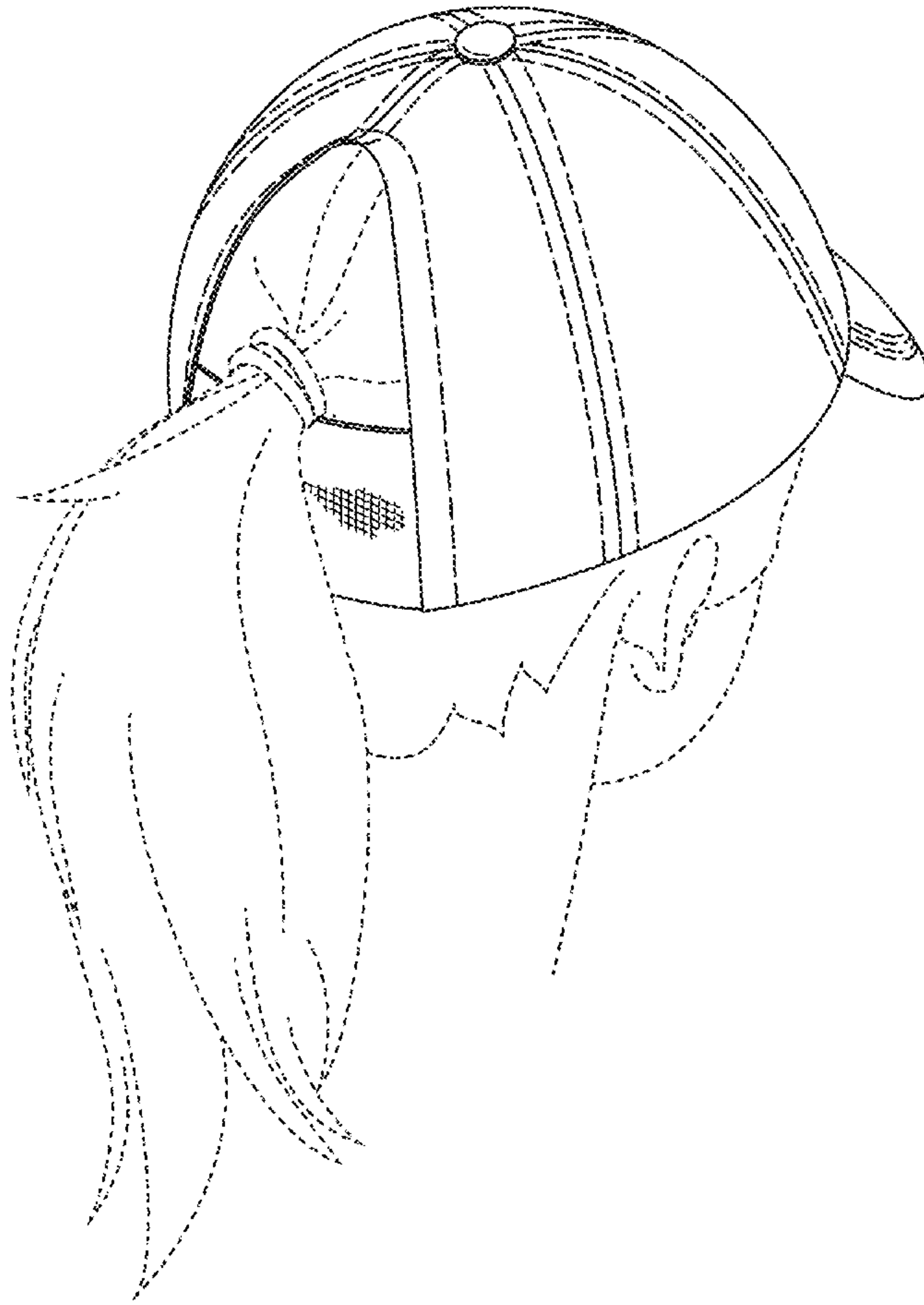


Fig. 9



Fig. 10

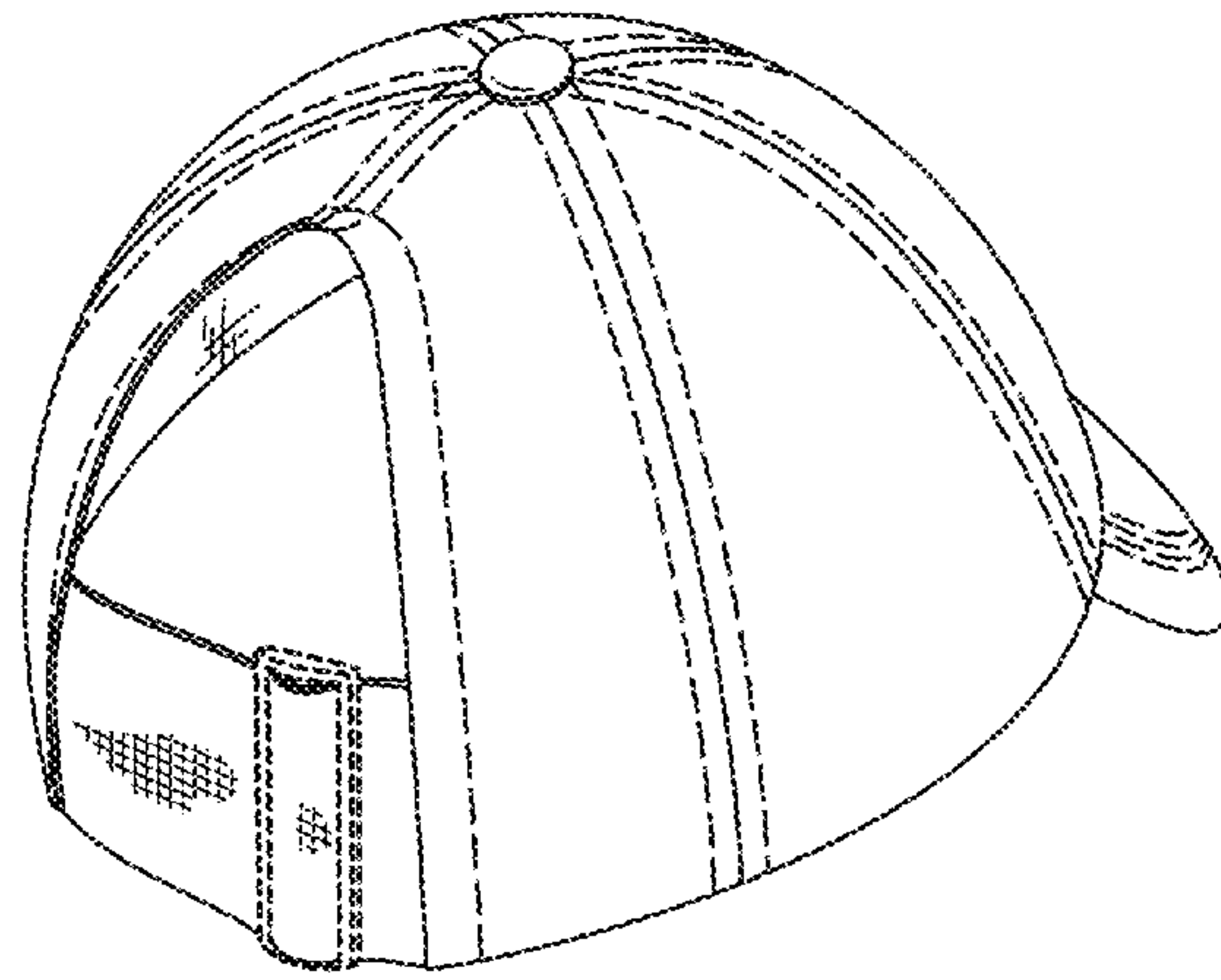


Fig. 11