



US00D669243S

(12) **United States Design Patent**
Kirschner et al.

(10) **Patent No.:** **US D669,243 S**
(45) **Date of Patent:** **** Oct. 16, 2012**

(54) **CONVEYOR BELT SCRAPER**
(75) Inventors: **James B. Kirschner**, Moundsville, WV (US); **Bruce T. Clevely**, Middletown, PA (US); **R. Anthony Cook**, Wheeling, WV (US); **William Thomas Bland**, Wheeling, WV (US)

6,929,112 B2 8/2005 Hall
6,948,609 B2 9/2005 Finger et al.
6,991,088 B1 1/2006 Smith et al.
7,004,304 B1 2/2006 Smith et al.
7,007,794 B2 3/2006 Waters et al.
7,051,862 B1 5/2006 Smith et al.
D524,009 S 6/2006 Smith et al.
7,083,040 B2 8/2006 Finger et al.
7,225,916 B2 6/2007 Yoshizako et al.
D547,523 S 7/2007 Swinderman
7,370,750 B2 5/2008 Swinderman
7,383,940 B1 6/2008 Stumpf, Jr. et al.
7,428,960 B2 9/2008 Hall

(73) Assignee: **Cabin Creek, Inc.**, Triadelphia, WV (US)

(**) Term: **14 Years**

(Continued)

(21) Appl. No.: **29/417,795**

FOREIGN PATENT DOCUMENTS

(22) Filed: **Apr. 9, 2012**

EP 0847942 A1 6/1998

(Continued)

Related U.S. Application Data

(60) Division of application No. 29/387,317, filed on Mar. 11, 2011, now Pat. No. Des. 657,525, and a continuation of application No. 13/045,151, filed on Mar. 10, 2011.

OTHER PUBLICATIONS

“Blue Max Belt Scraper”; Cabin Creek Brochure; Oct. 19, 2009; 3 pages; Triadelphia, West Virginia.

(51) **LOC (9) Cl.** **12-05**
(52) **U.S. Cl.** **D34/35**
(58) **Field of Classification Search** D34/35,
D34/29; 198/497, 499
See application file for complete search history.

Primary Examiner — Cynthia Ramirez
(74) *Attorney, Agent, or Firm* — The Webb Law Firm

(57) **CLAIM**
The ornamental design for a conveyor belt scraper, as shown and described.

(56) **References Cited**

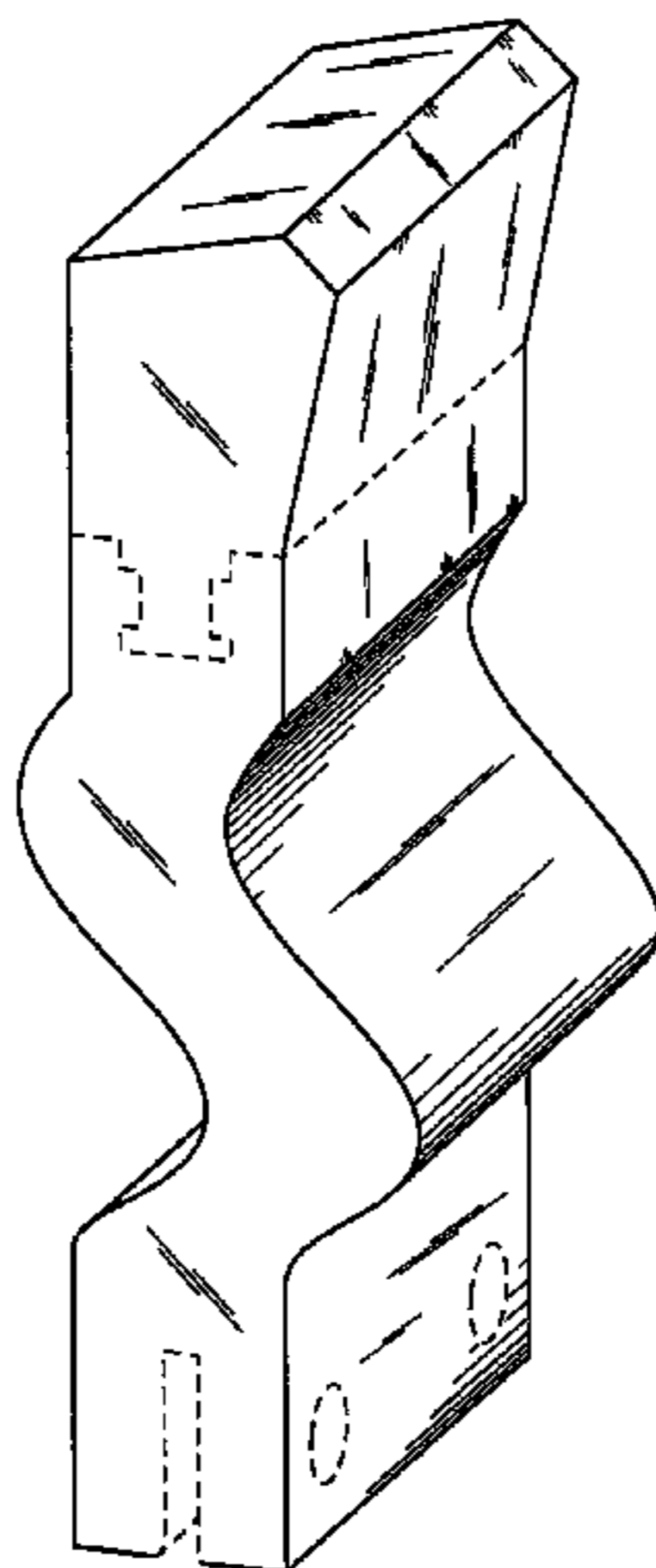
DESCRIPTION

U.S. PATENT DOCUMENTS

4,962,845 A 10/1990 Gibbs
5,197,587 A 3/1993 Malmberg
D347,918 S 6/1994 Gibbs
5,573,102 A * 11/1996 Puchalla 198/497
5,647,476 A 7/1997 Veenhof
5,692,595 A 12/1997 Gilbert
5,797,477 A 8/1998 Veenhof
5,979,638 A 11/1999 Wiggins
6,279,727 B1 8/2001 Waalkes et al.
6,315,105 B1 11/2001 Gibbs et al.
6,619,469 B2 9/2003 Malmberg
D482,508 S 11/2003 DeVries
6,843,363 B2 1/2005 Schwarze

FIG. 1 is a perspective view of conveyor belt scraper showing our new design;
FIG. 2 is a front view thereof;
FIG. 3 is a rear view thereof;
FIG. 4 is a right side view thereof;
FIG. 5 is a left side view thereof;
FIG. 6 is top plan view thereof; and,
FIG. 7 is a bottom plan view thereof.
The broken lines presented throughout the figures are environmental only and are not part of the claimed design.

1 Claim, 5 Drawing Sheets



US D669,243 S

Page 2

U.S. PATENT DOCUMENTS

D594,623 S 6/2009 Felton
7,549,532 B2 6/2009 Ostman
7,556,140 B2 7/2009 Swinderman et al.
D632,045 S 2/2011 Kotze
D657,525 S * 4/2012 Kirschner et al. D34/35
2004/0188224 A1 9/2004 Kolodziej et al.
2008/0053791 A1 3/2008 Swinderman et al.
2008/0179168 A1 * 7/2008 Swinderman 198/499
2009/0053791 A1 2/2009 Schultz et al.

2009/0078538 A1 3/2009 Swinderman et al.
2009/0078539 A1 3/2009 Swinderman et al.
2009/0133990 A1 * 5/2009 Metzner 198/497
2009/0294252 A1 * 12/2009 Swinderman et al. 198/497
2010/0126832 A1 * 5/2010 Devries 198/497

FOREIGN PATENT DOCUMENTS

WO 03074393 A1 9/2003

* cited by examiner

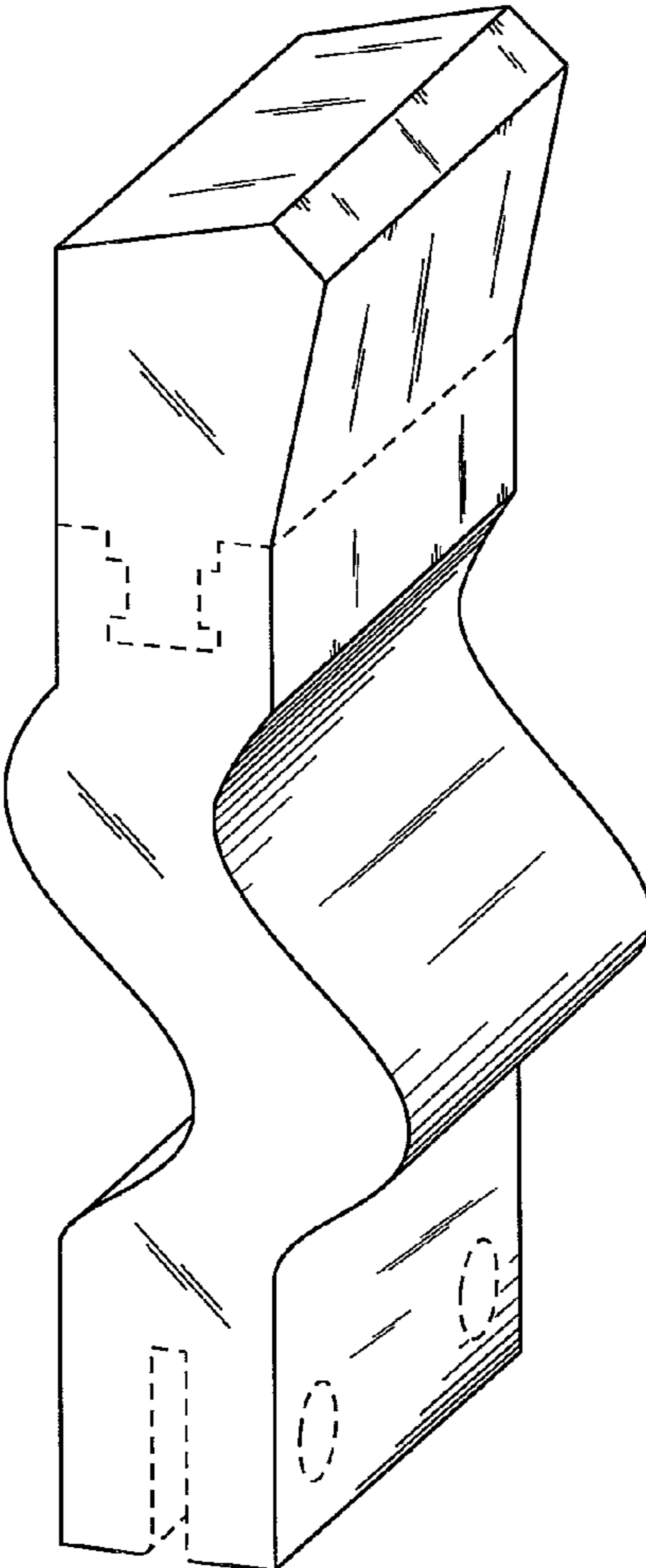


FIG. 1




FIG. 2




FIG. 3

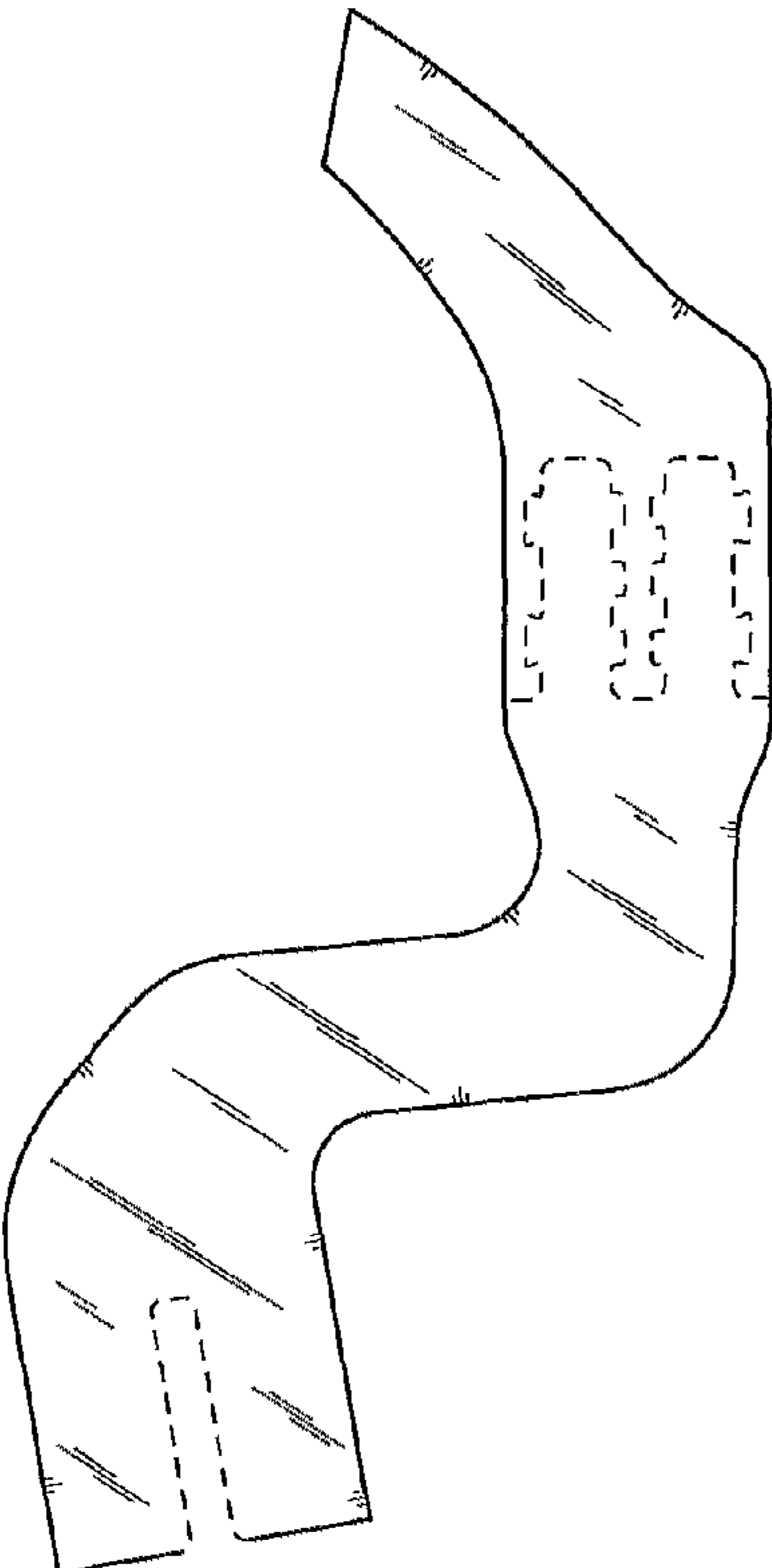


FIG. 4

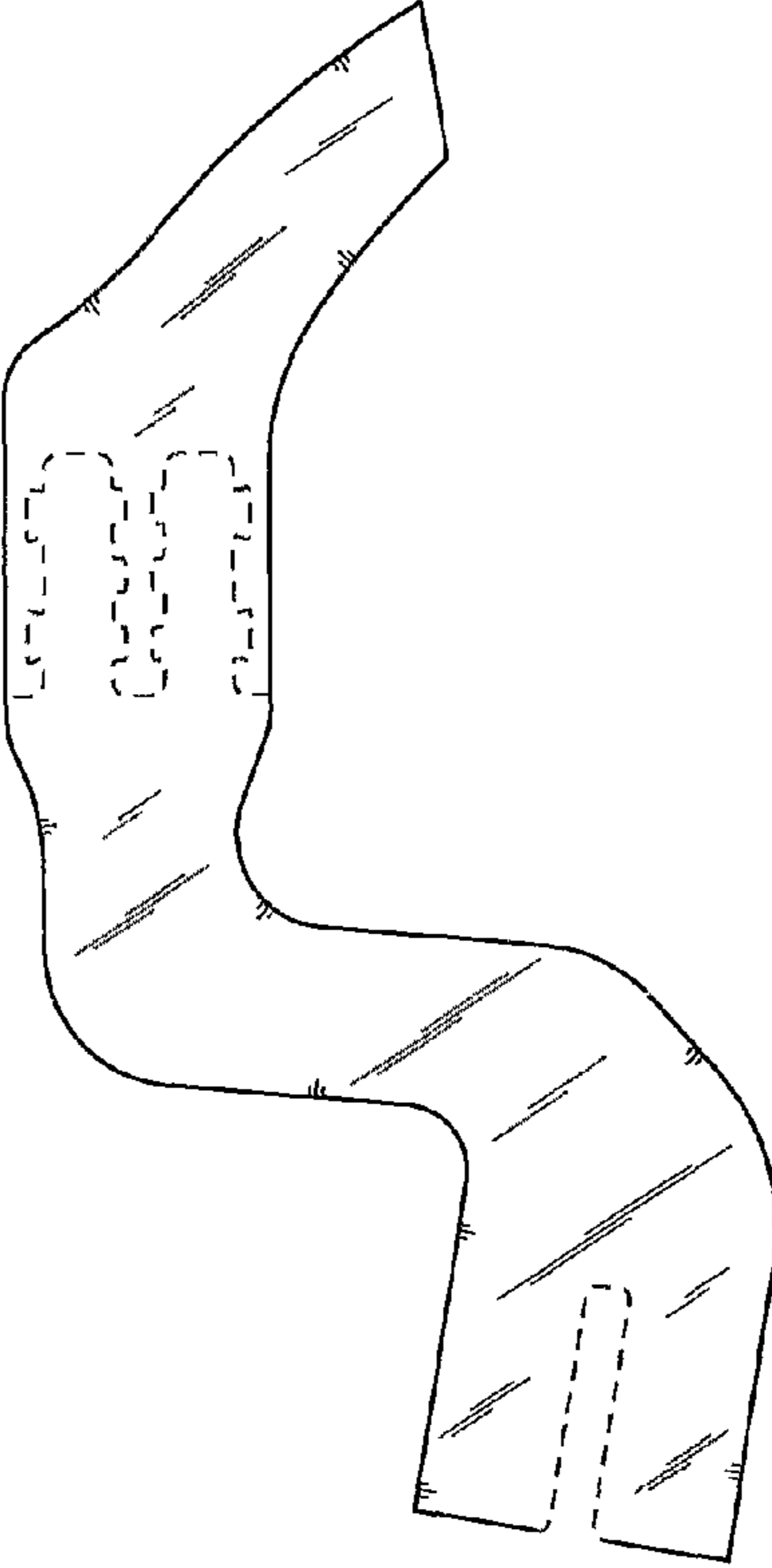


FIG. 5




FIG. 6




FIG. 7

UNITED STATES PATENT AND TRADEMARK OFFICE
CERTIFICATE OF CORRECTION

PATENT NO. : D669,243 S
APPLICATION NO. : 29/417795
DATED : October 16, 2012
INVENTOR(S) : James B. Kirschner et al.

Page 1 of 3

It is certified that error appears in the above-identified patent and that said Letters Patent is hereby corrected as shown below:

Face of the Patent, Column 1, Related U.S. Application Data, insert -- Provisional application No. 61/383,575, filed on Sep. 16, 2010. --

Face of the Patent, Column 1, Related U.S. Application Data, insert -- Provisional application No. 61/313,320, filed on March 12, 2010. --

Delete Drawing Sheets 3 and 4 and substitute therefore the attached Drawing Sheets 3 and 4.
FIGS. 3, 4 and 5 have been amended.

Signed and Sealed this
Eighth Day of January, 2013



David J. Kappos
Director of the United States Patent and Trademark Office

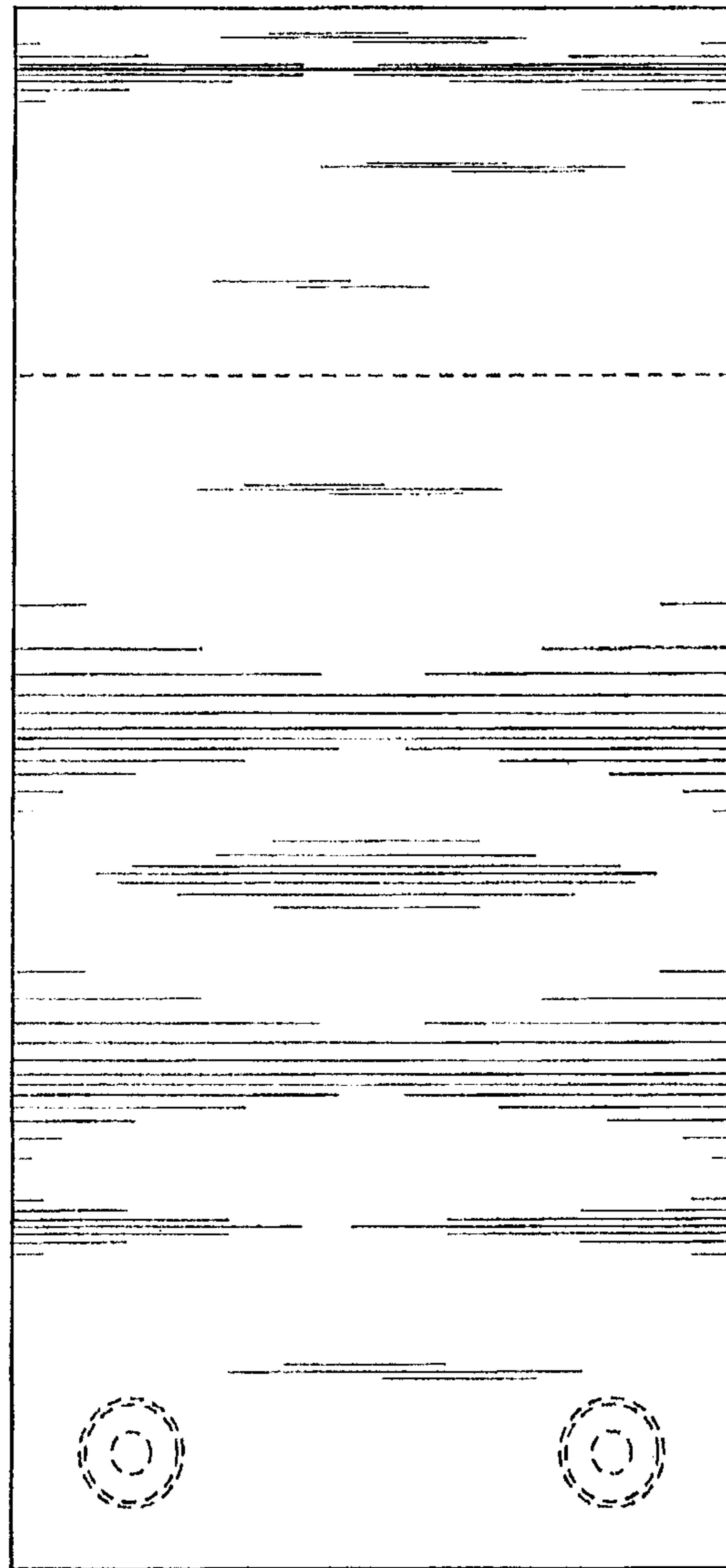


FIG. 3

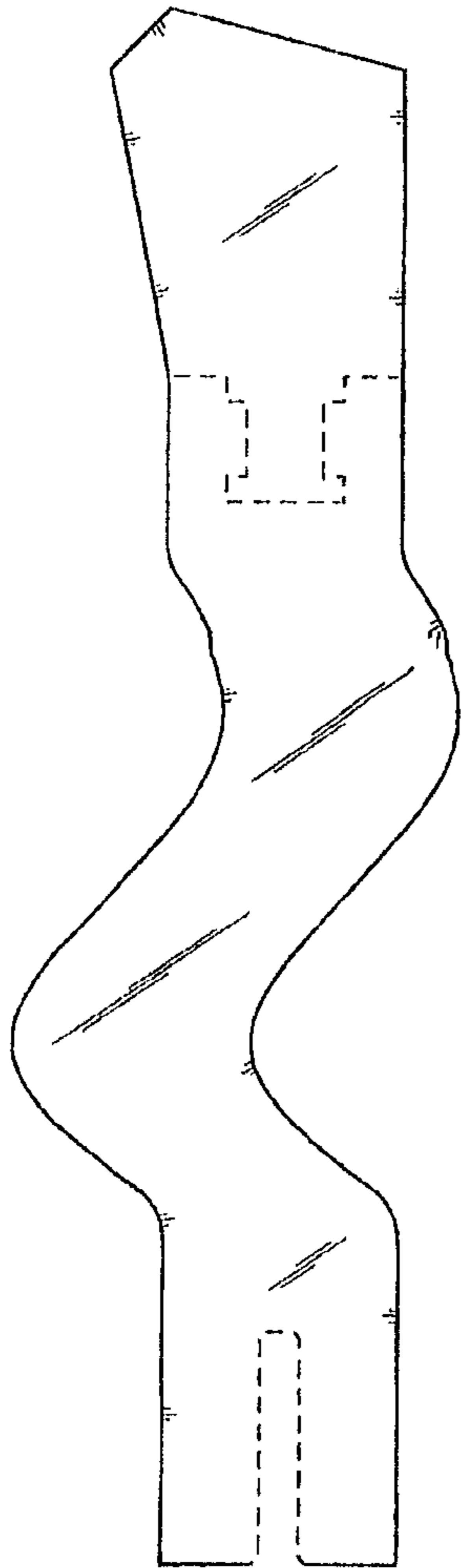


FIG. 4

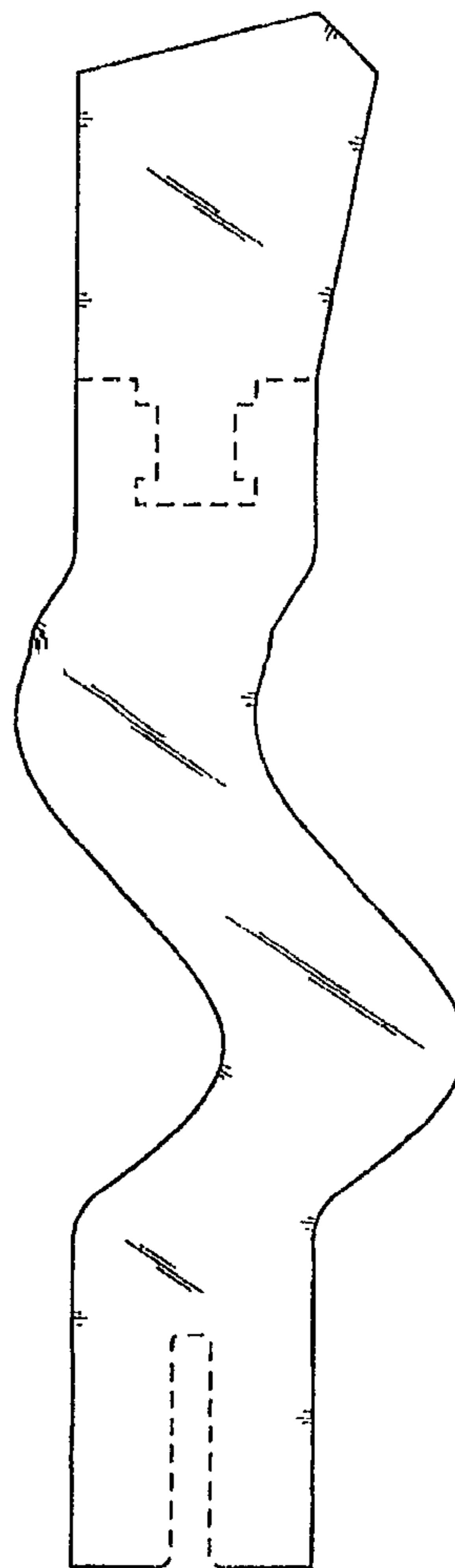


FIG. 5