



US00D669215S

(12) **United States Design Patent**
Domoto

(10) **Patent No.:** **US D669,215 S**

(45) **Date of Patent:** **** Oct. 16, 2012**

(54) **ELECTRIC EYELASH CURLER**

(75) Inventor: **Kana Domoto**, Tokyo (JP)

(73) Assignee: **Panasonic Corporation**, Kadoma-shi (JP)

(**) Term: **14 Years**

(21) Appl. No.: **29/417,458**

(22) Filed: **Apr. 4, 2012**

(30) **Foreign Application Priority Data**

Oct. 18, 2011 (JP) 2011-023879

(51) **LOC (9) Cl.** **28-03**

(52) **U.S. Cl.** **D28/36**

(58) **Field of Classification Search** D28/36,
D28/76; 132/217, 271, 269

See application file for complete search history.

(56) **References Cited**

U.S. PATENT DOCUMENTS

5,853,010	A *	12/1998	Suh	132/217
D405,669	S *	2/1999	Suh	D28/36
D421,153	S *	2/2000	Suh	D28/36
D421,319	S *	2/2000	Smith	D28/36
D436,232	S *	1/2001	Denham et al.	D28/76
D507,679	S *	7/2005	Ashiwa et al.	D28/76
7,669,605	B2 *	3/2010	Cho	132/217
2005/0150509	A1 *	7/2005	Gueret	132/217
2006/0005851	A1 *	1/2006	Cho	132/217
2007/0186947	A1 *	8/2007	Cho	132/217
2008/0105655	A1 *	5/2008	Cho	132/217
2011/0186072	A1 *	8/2011	Cho	132/217

* cited by examiner

Primary Examiner — Jennifer Rivard

(74) *Attorney, Agent, or Firm* — Marvin A. Motsenbocker; Mots Law, PLLC

(57) **CLAIM**

The ornamental design for an electric eyelash curler, as shown and described.

DESCRIPTION

FIG. 1 is a front perspective view of an electric eyelash curler with a cap;

FIG. 2 is a front view thereof;

FIG. 3 is a right side view thereof;

FIG. 4 is a top plan view thereof;

FIG. 5 is a rear view thereof;

FIG. 6 is a bottom plan view thereof;

FIG. 7 is a sectional view thereof taken along line 7-7 in FIG. 2, in which the internal components are omitted;

FIG. 8 is a front perspective view thereof without the cap;

FIG. 9 is a front view thereof;

FIG. 10 is a right side view thereof;

FIG. 11 is a top plan view thereof;

FIG. 12 is a rear view thereof;

FIG. 13 is a bottom plan view thereof; and,

FIG. 14 is a sectional view thereof taken along line 14-14 in FIG. 9, in which the internal components are omitted.

The portions of the article in broken lines are shown for illustrative purposes only and form no part of the claimed design.

A left side view of the electric eyelash curler is a mirror image of the right side view shown in FIGS. 3 and 10, and therefore omitted.

Double-hatching portions shown in FIGS. 7 and 14 indicate that the portions have a transparent surface.

The cap is omitted from the disclosure in FIGS. 8 to 14 for convenience of illustration.

1 Claim, 14 Drawing Sheets

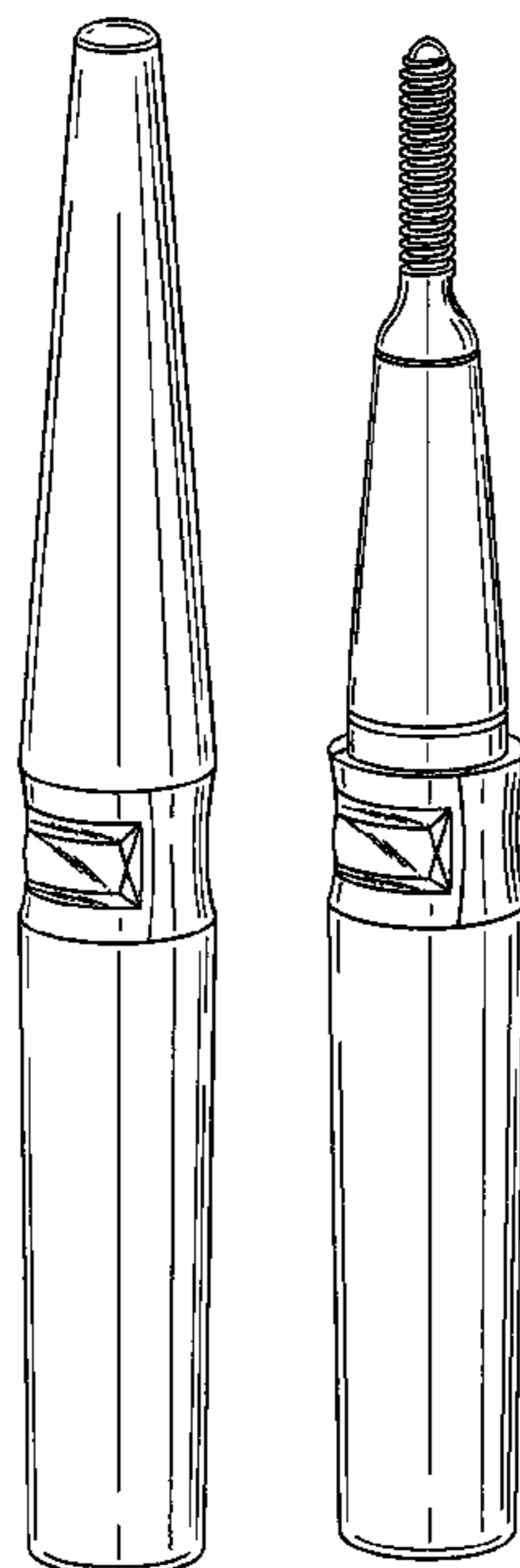


Fig. 1

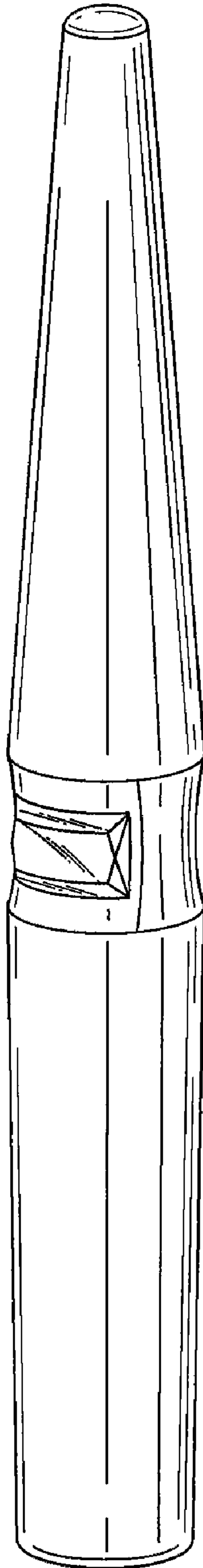


Fig.2




Fig.3

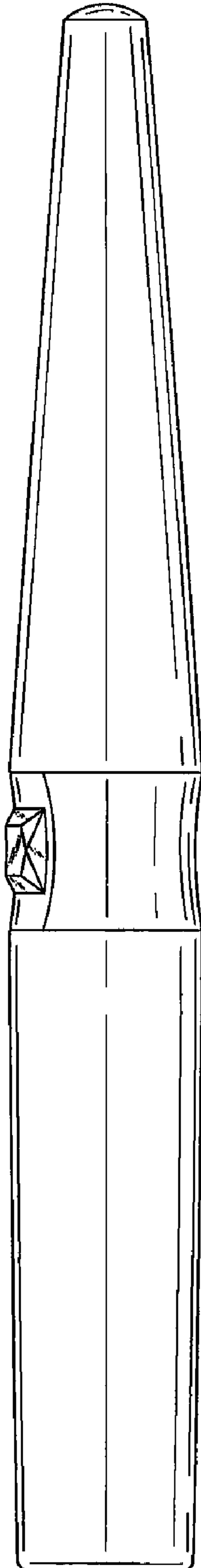


Fig.4

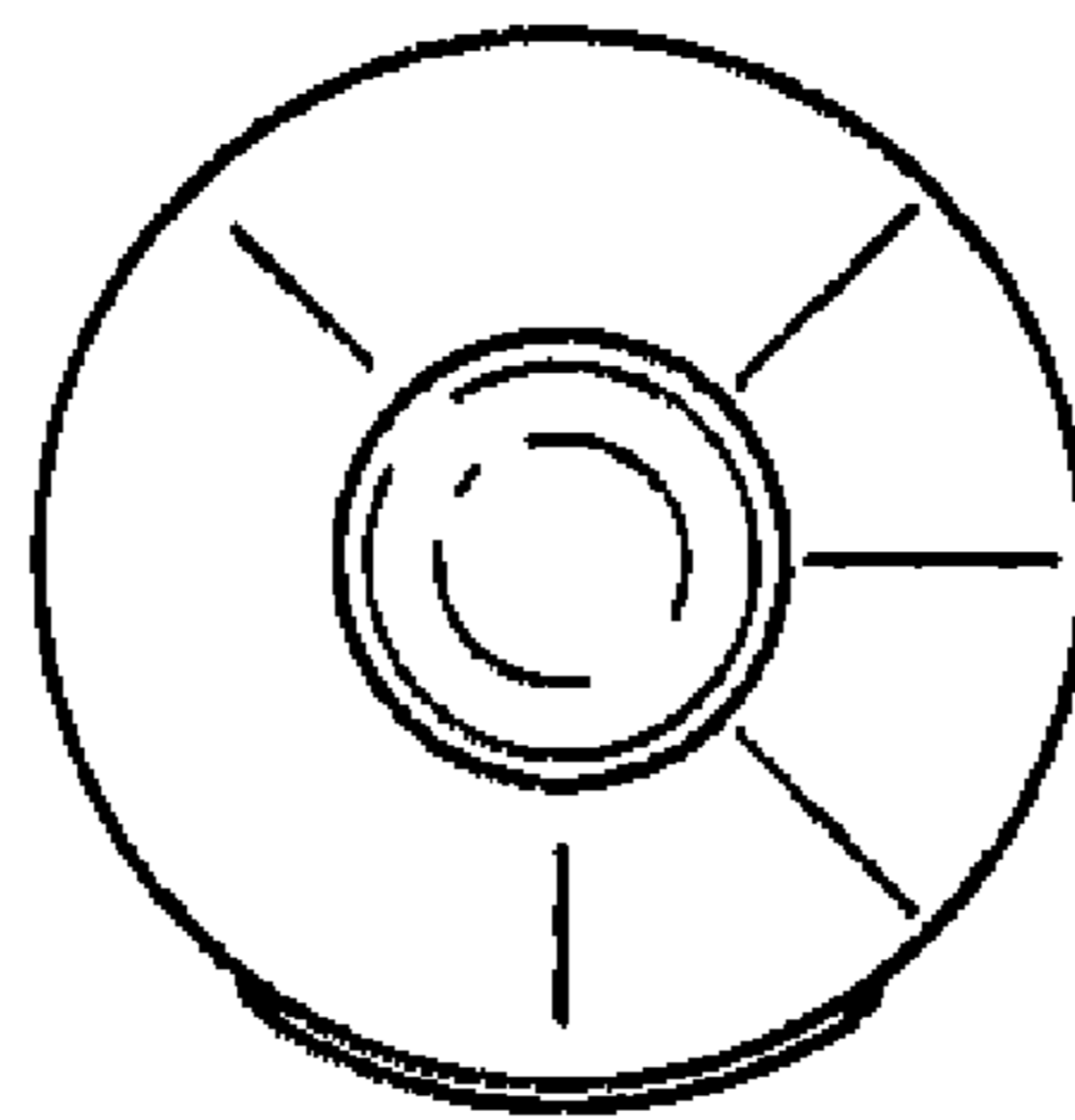


Fig.5

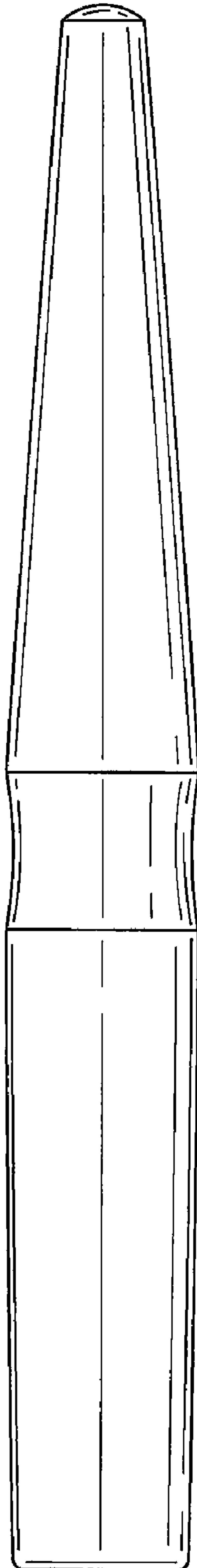


Fig.6

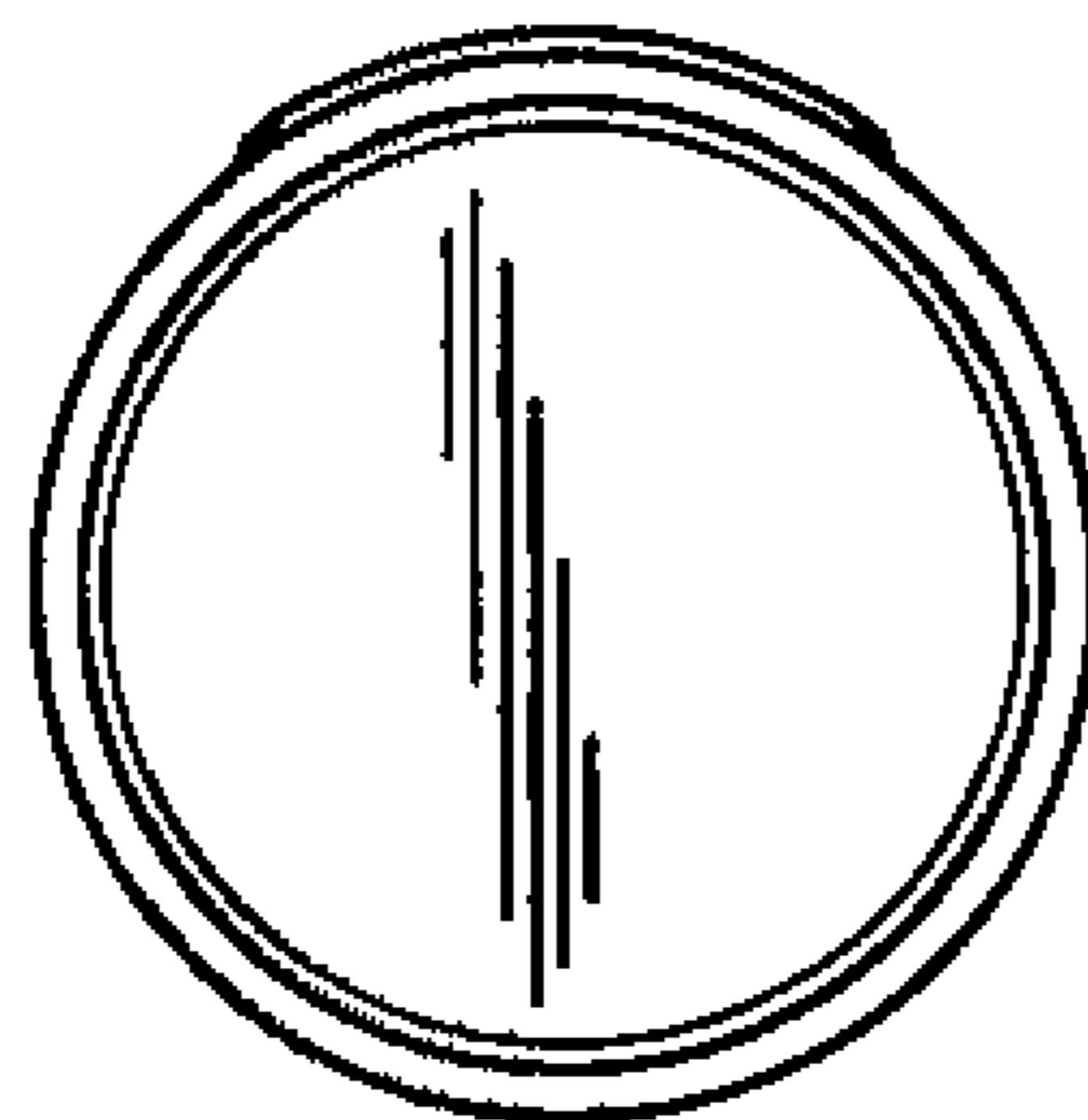


Fig. 7

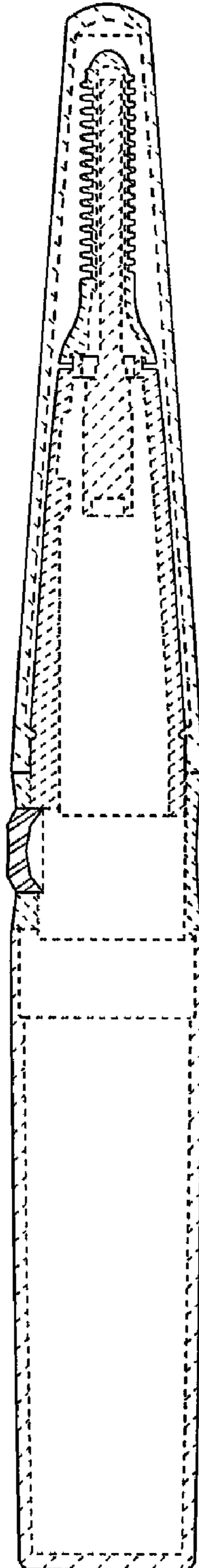


Fig.8

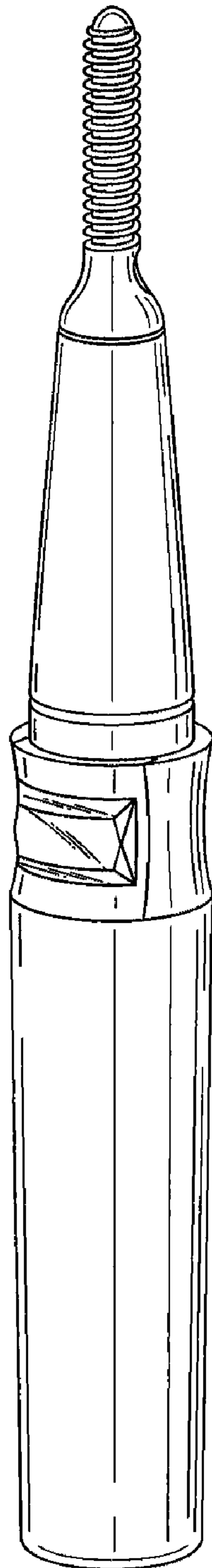


Fig.9

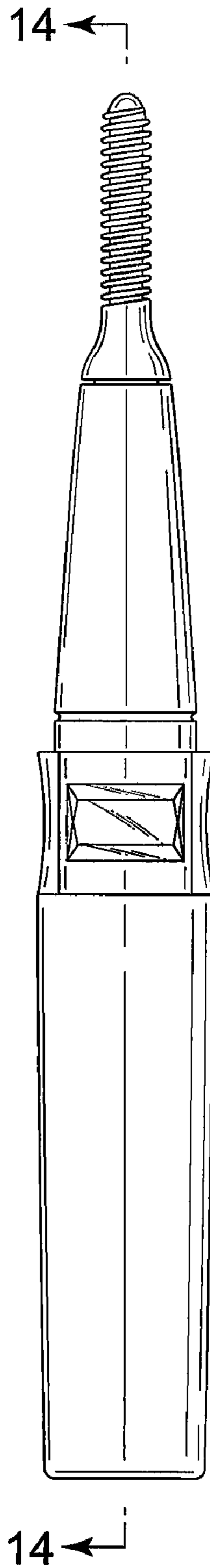


Fig. 10




Fig. 11

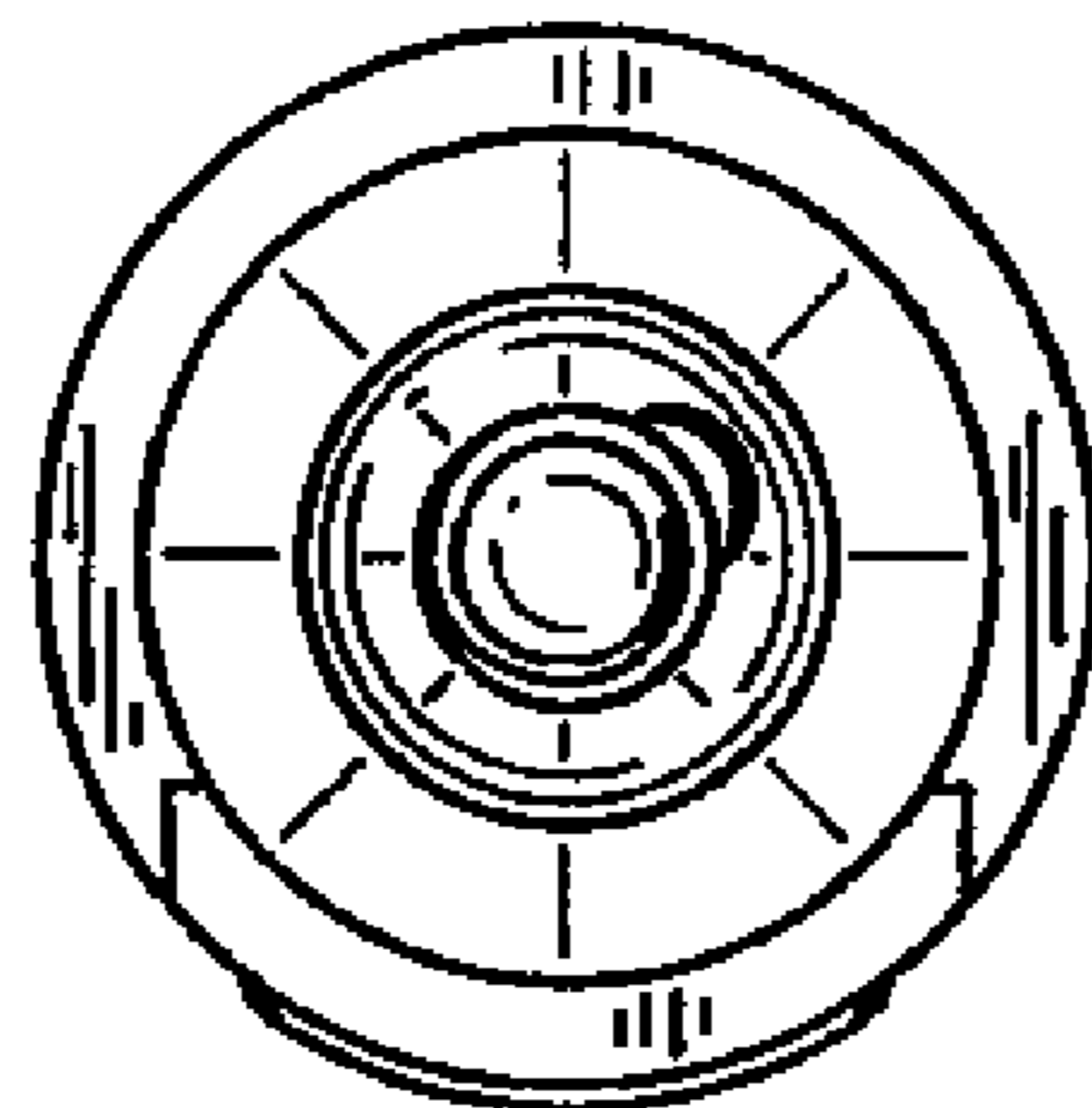


Fig. 12




Fig. 13

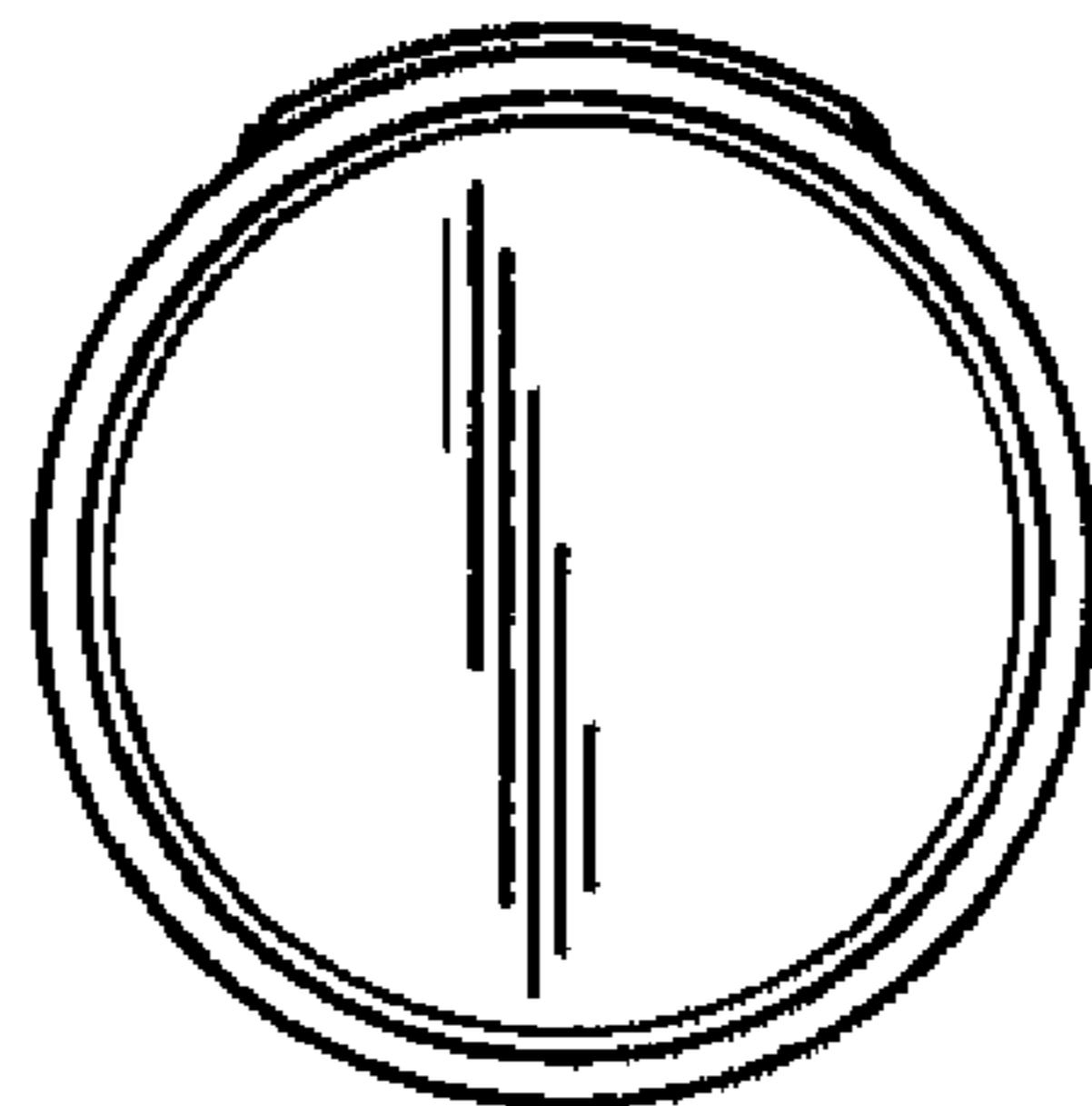


Fig. 14

