



US00D669165S

(12) **United States Design Patent**
Estes et al.

(10) **Patent No.:** **US D669,165 S**
(45) **Date of Patent:** **** Oct. 16, 2012**

(54) **INFUSION PUMP**

(75) Inventors: **Mark Estes**, Calabasas, CA (US);
Geoffrey Sims, Campbell, CA (US);
Jeremy Odegard, River Falls, WI (US);
Michael Horvath, Cottage Grove, MN (US)

(73) Assignee: **Asante Solutions, Inc.**, Sunnyvale, CA (US)

(**) Term: **14 Years**

(21) Appl. No.: **29/362,566**

(22) Filed: **May 27, 2010**

(51) **LOC (9) Cl.** **24-02**

(52) **U.S. Cl.** **D24/111**

(58) **Field of Classification Search** D24/111,
D24/108, 169; D15/7, 9; D13/168; 128/DIG. 12,
128/DIG. 13; 604/65-67, 131, 151-153,
604/143, 890.1, 503-504, 135

See application file for complete search history.

(56) **References Cited**

U.S. PATENT DOCUMENTS

4,749,109	A *	6/1988	Kamen	128/DIG. 12
5,554,123	A *	9/1996	Herskowitz	604/143
5,637,095	A *	6/1997	Nason et al.	604/135
6,056,728	A *	5/2000	von Schuckmann	604/135
6,248,093	B1 *	6/2001	Moberg	604/131
D461,241	S *	8/2002	Moberg et al.	D24/111
D461,891	S *	8/2002	Moberg	D24/111
7,534,226	B2 *	5/2009	Mernoe et al.	604/151
7,708,717	B2 *	5/2010	Estes et al.	604/151
7,828,528	B2 *	11/2010	Estes et al.	604/67
7,938,797	B2 *	5/2011	Estes	604/66
2005/0245878	A1	11/2005	Mernoe et al.		
2005/0251097	A1	11/2005	Mernoe		
2005/0273059	A1	12/2005	Mernoe et al.		
2007/0073228	A1	3/2007	Mernoe et al.		

2007/0073235	A1	3/2007	Estes et al.		
2007/0073236	A1	3/2007	Mernoe et al.		
2007/0167912	A1	7/2007	Causey et al.		
2007/0179444	A1	8/2007	Causey et al.		
2008/0294094	A1	11/2008	Mhatre et al.		
2008/0294108	A1	11/2008	Briones et al.		
2008/0294109	A1	11/2008	Estes et al.		
2008/0294142	A1	11/2008	Patel et al.		
2009/0067989	A1	3/2009	Estes et al.		
2009/0069745	A1	3/2009	Estes et al.		
2009/0069746	A1	3/2009	Miller et al.		
2009/0069749	A1	3/2009	Mochel et al.		
2009/0069784	A1	3/2009	Estes et al.		
2009/0069785	A1	3/2009	Miller et al.		
2009/0069787	A1	3/2009	Estes et al.		
2009/0156990	A1	6/2009	Wenger et al.		
2011/0040247	A1 *	2/2011	Mandro et al.	604/66

* cited by examiner

Primary Examiner — Wan Laymon

(74) *Attorney, Agent, or Firm* — Fish & Richardson P.C.

(57) **CLAIM**

The ornamental design for an infusion pump, substantially as shown and described.

DESCRIPTION

FIG. 1 is a perspective view of an infusion pump in accordance with our design.

FIG. 2 is a bottom view of the infusion pump of FIG. 1.

FIG. 3 is a top view of the infusion pump of FIG. 1.

FIG. 4 is a right side view of the infusion pump of FIG. 1.

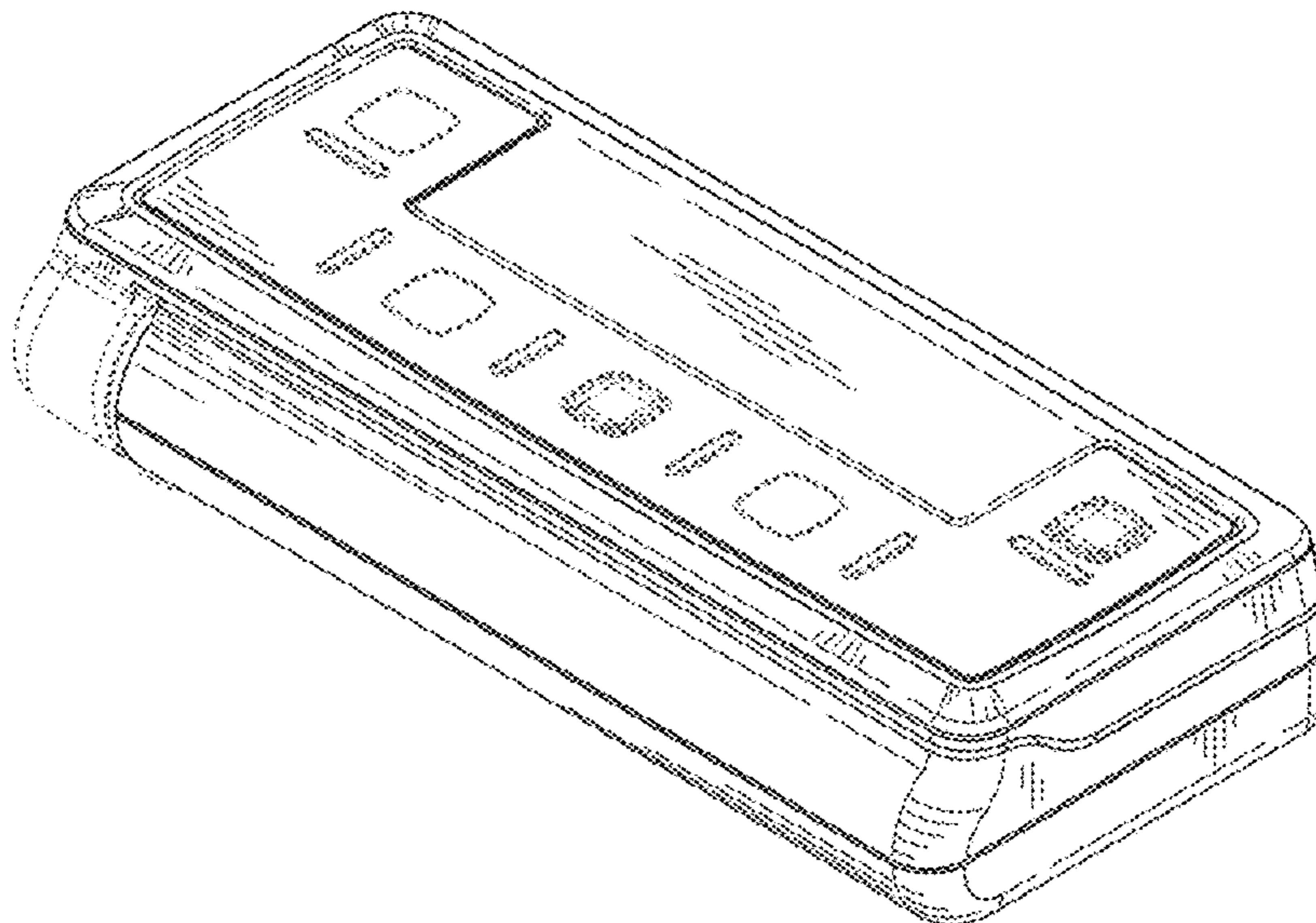
FIG. 5 is a left side view of the infusion pump of FIG. 1.

FIG. 6 is a front view of the infusion pump of FIG. 1; and,

FIG. 7 is a rear view of the infusion pump of FIG. 1.

The broken lines immediately adjacent the shaded areas represent the bounds of the claimed design while all other broken lines are directed to environment and are for illustrative purposes only. The broken lines form no part of the claimed design.

1 Claim, 5 Drawing Sheets



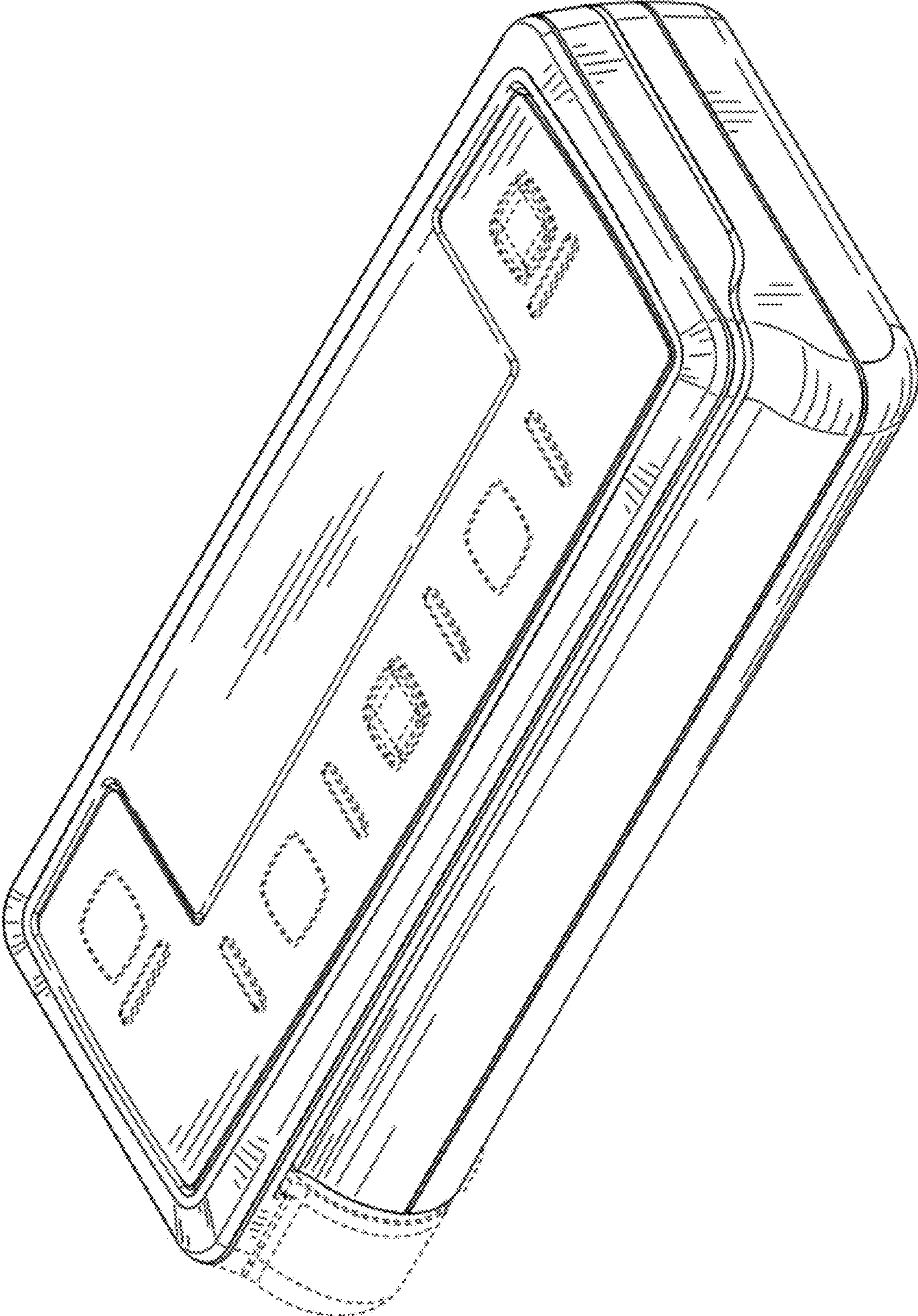


FIG. 1

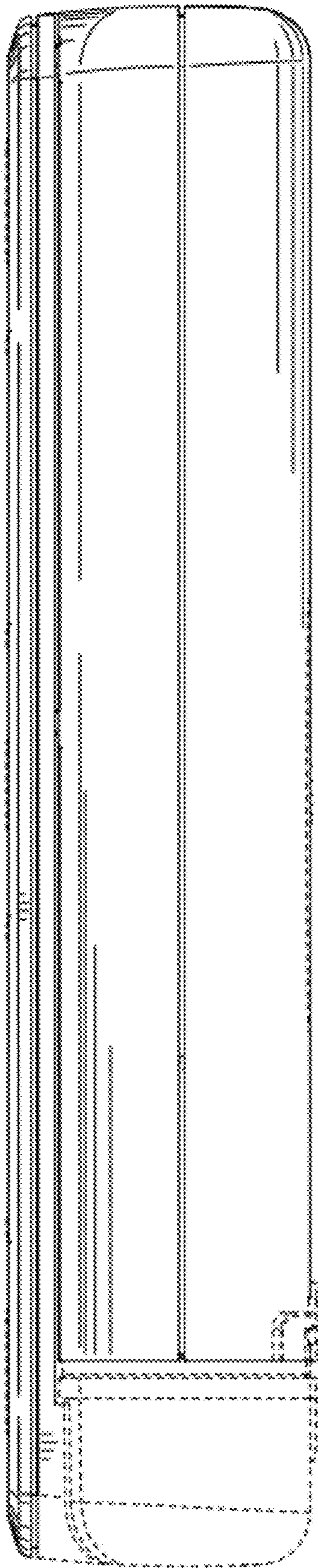


FIG. 2

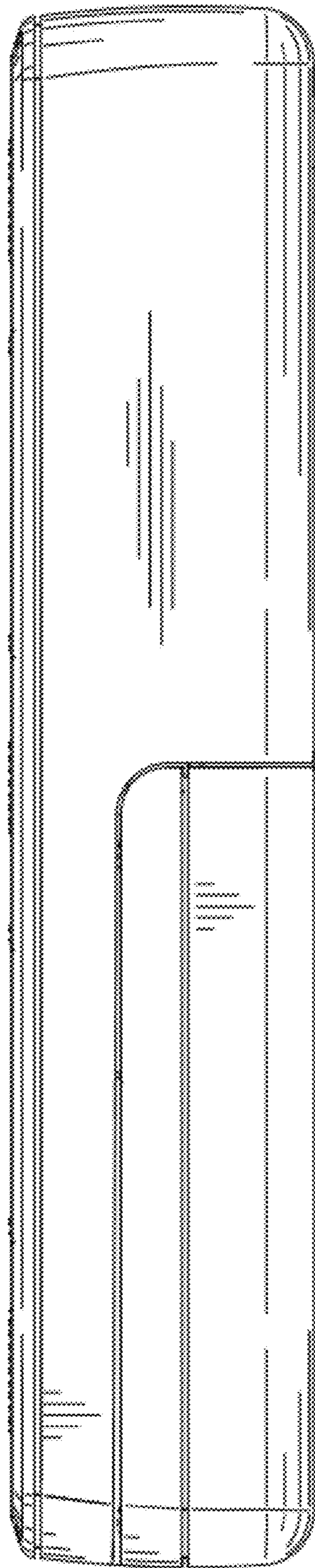


FIG. 3

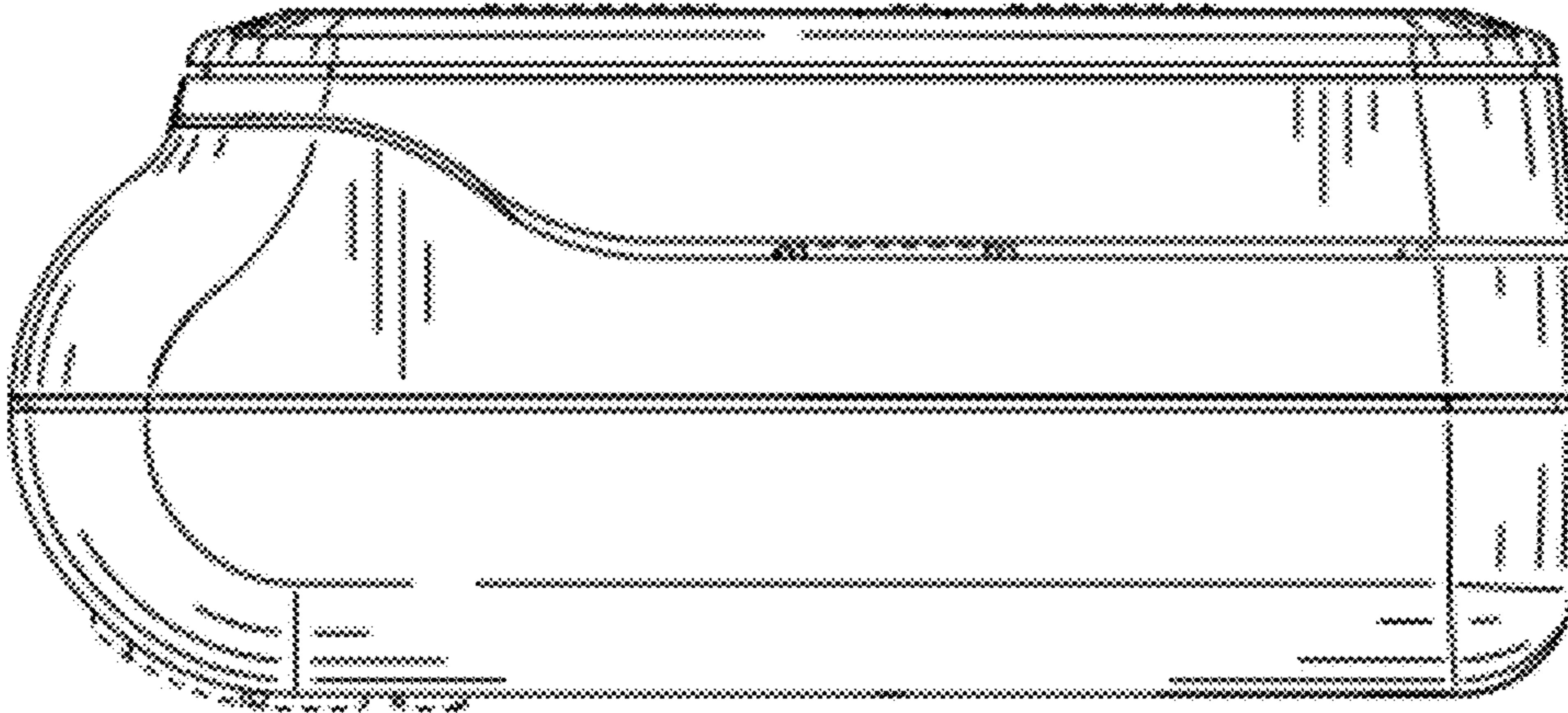


FIG. 4

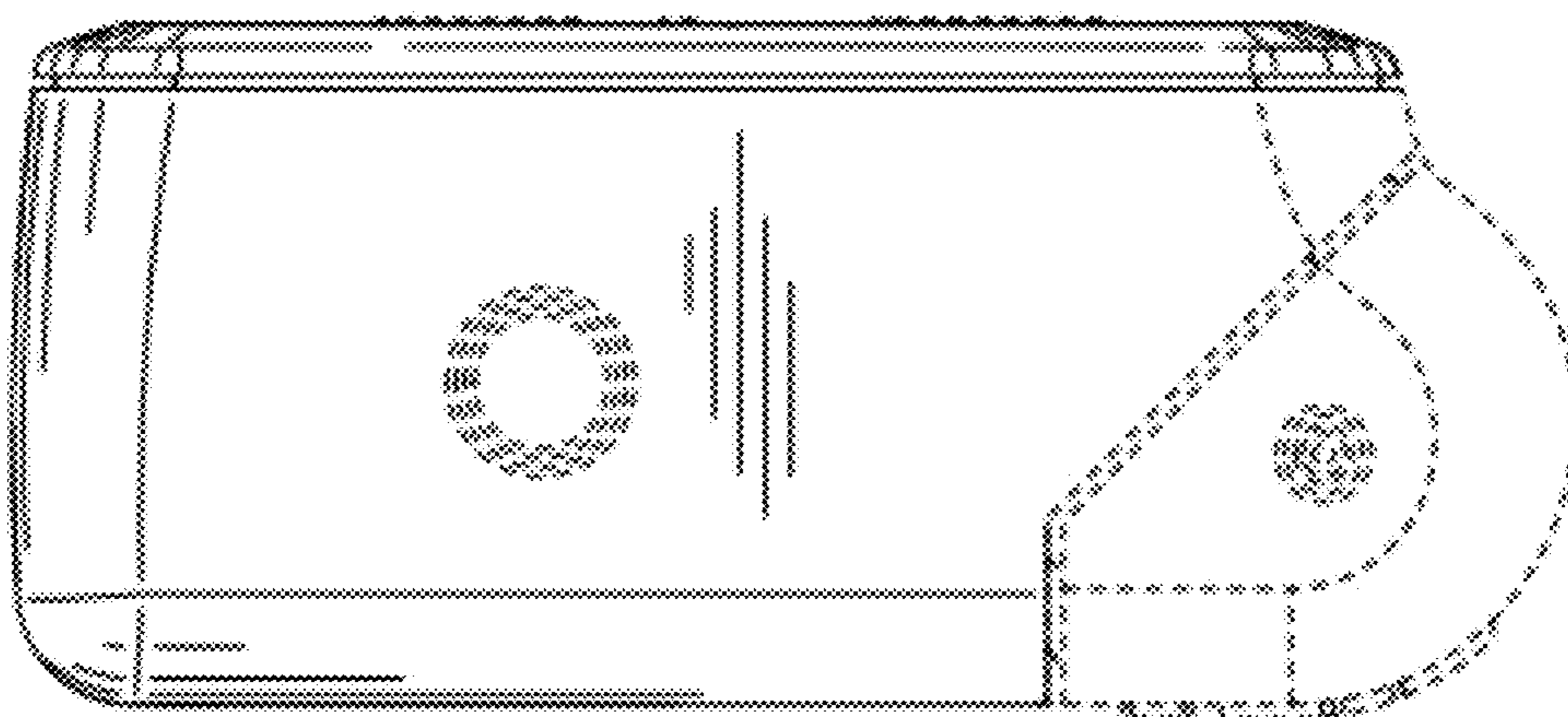


FIG. 5

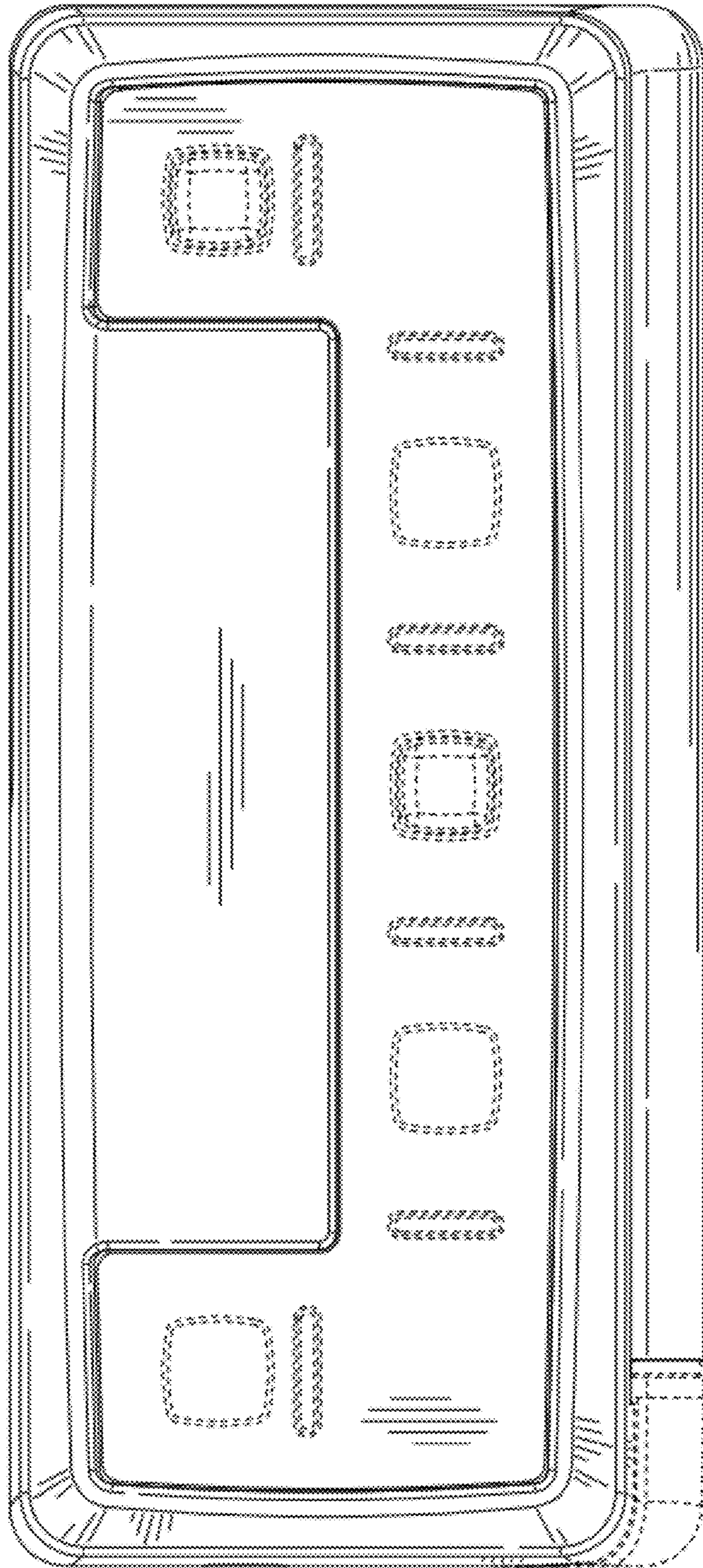


FIG. 6

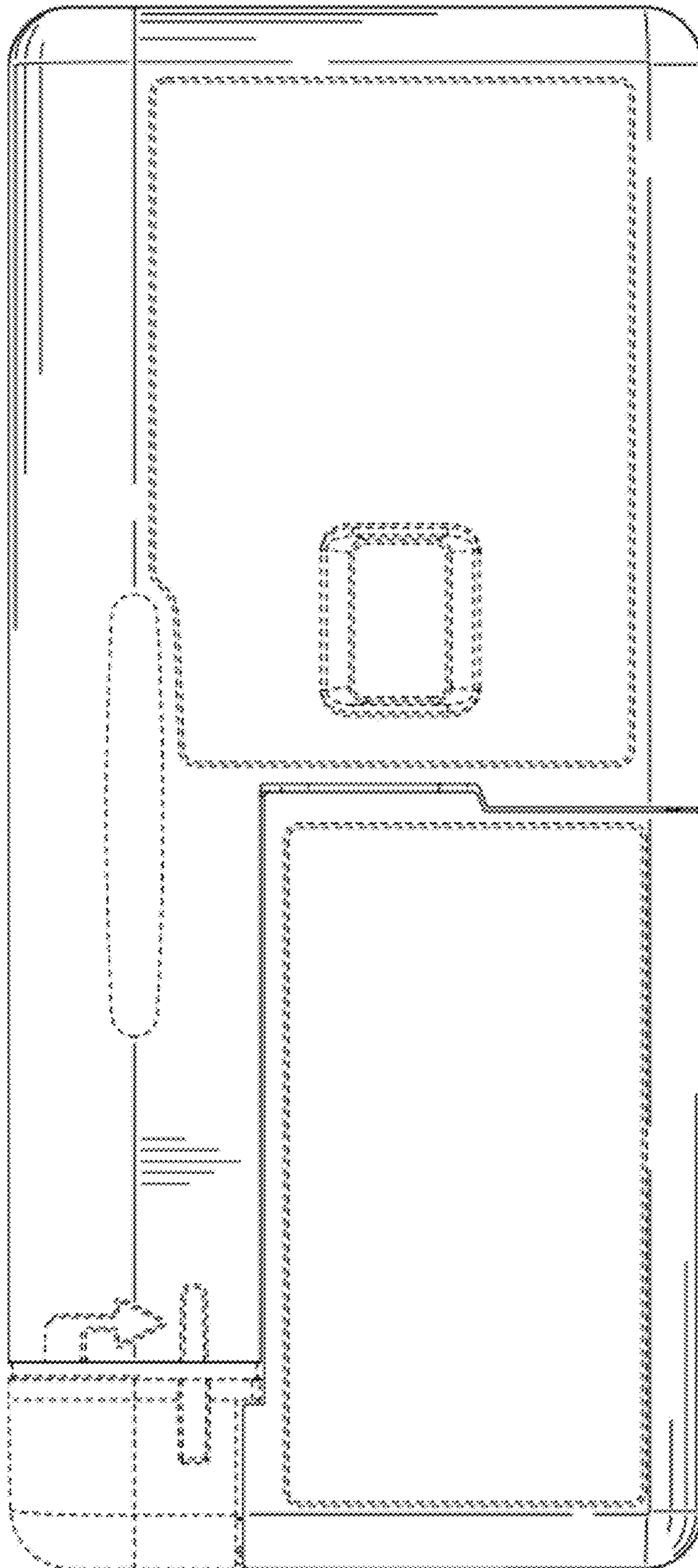


FIG. 7