



US00D669154S

(12) **United States Design Patent**
Choi

(10) **Patent No.:** **US D669,154 S**
(45) **Date of Patent:** **** Oct. 16, 2012**

(54) **WATER PURIFIER**
(75) Inventor: **Hun Jung Choi**, Seoul (KR)
(73) Assignee: **Woongjin Coway Co., Ltd.**,
Choongcheongnam-do (KR)
(**) Term: **14 Years**
(21) Appl. No.: **29/409,725**
(22) Filed: **Dec. 28, 2011**

(30) **Foreign Application Priority Data**
Jun. 28, 2011 (KR) 30-2011-0026610
(51) **LOC (9) Cl.** **23-01**
(52) **U.S. Cl.** **D23/207**
(58) **Field of Classification Search** D23/207,
D23/209; D7/300, 309; 210/241, 435; 222/185.1,
222/189.06
See application file for complete search history.

(56) **References Cited**
U.S. PATENT DOCUMENTS
D235,015 S * 4/1975 Stern D23/209
D325,767 S * 4/1992 Ostlund D23/207
D454,023 S * 3/2002 Wang D7/309
D473,281 S * 4/2003 Jansson et al. D23/207
D486,880 S * 2/2004 Gracias et al. D23/207

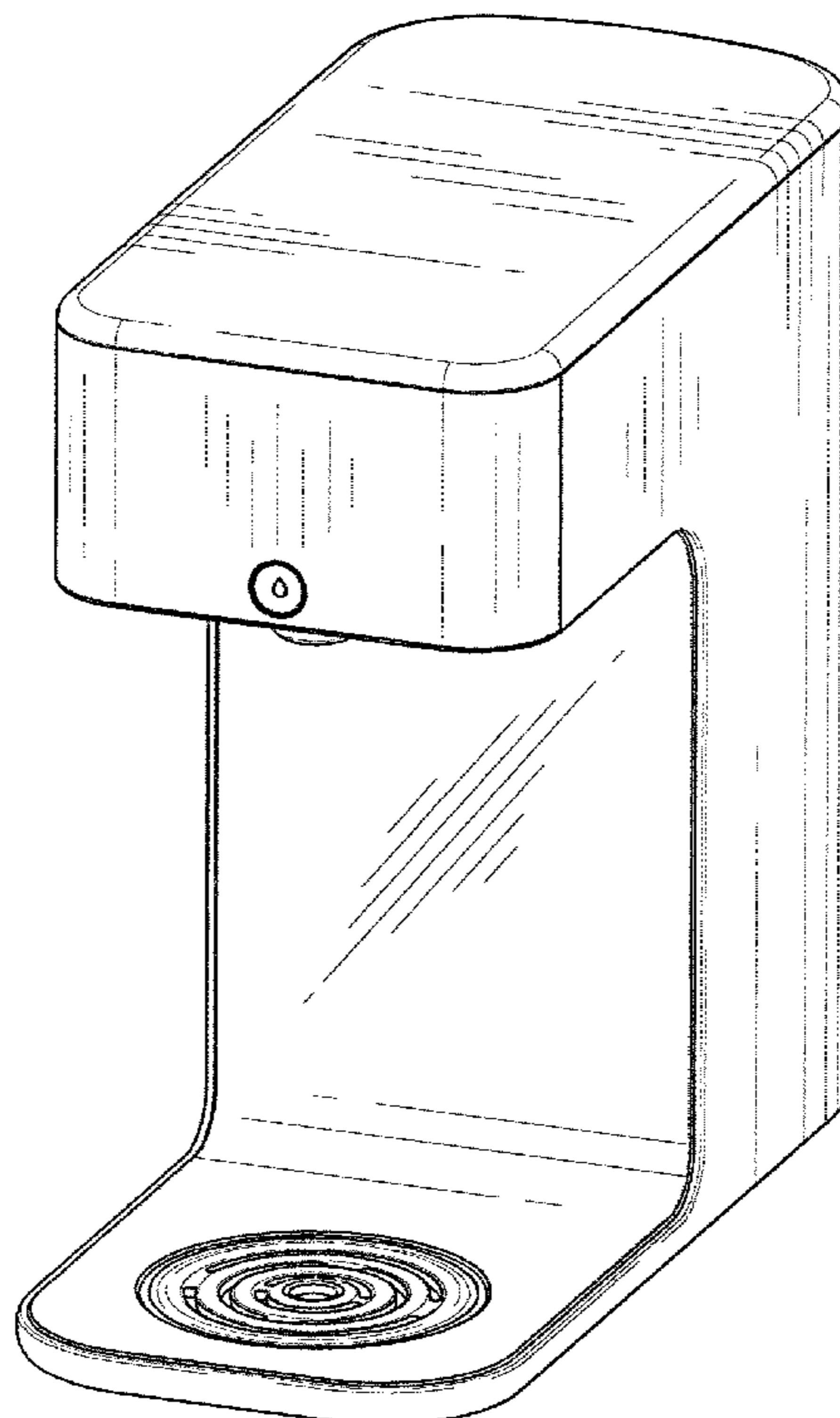
D506,525 S * 6/2005 Wang D23/207
D586,171 S * 2/2009 Picozza et al. D7/309
D600,492 S * 9/2009 Hammad et al. D7/309
D620,301 S * 7/2010 Picozza et al. D7/309
D627,188 S * 11/2010 Picozza et al. D7/309
D638,513 S * 5/2011 Choi D23/207
D647,593 S * 10/2011 Choi
D649,826 S * 12/2011 Garman D7/306

* cited by examiner
Primary Examiner — Robin V Webster
(74) *Attorney, Agent, or Firm* — McDermott Will & Emery
LLP

(57) **CLAIM**
The ornamental design for a water purifier, as shown and
described.

DESCRIPTION
FIG. 1 is a perspective view of a water purifier showing my
new design;
FIG. 2 is a front view thereof;
FIG. 3 is a rear view thereof;
FIG. 4 is a left side view thereof, the right side view thereof
being a mirror image;
FIG. 5 is a top plan view thereof; and,
FIG. 6 is a bottom view thereof.
The broken line showing of the water purifier in FIG. 3 and
FIG. 4 is for the purpose of illustration and forms no part of
the claimed design.

1 Claim, 4 Drawing Sheets



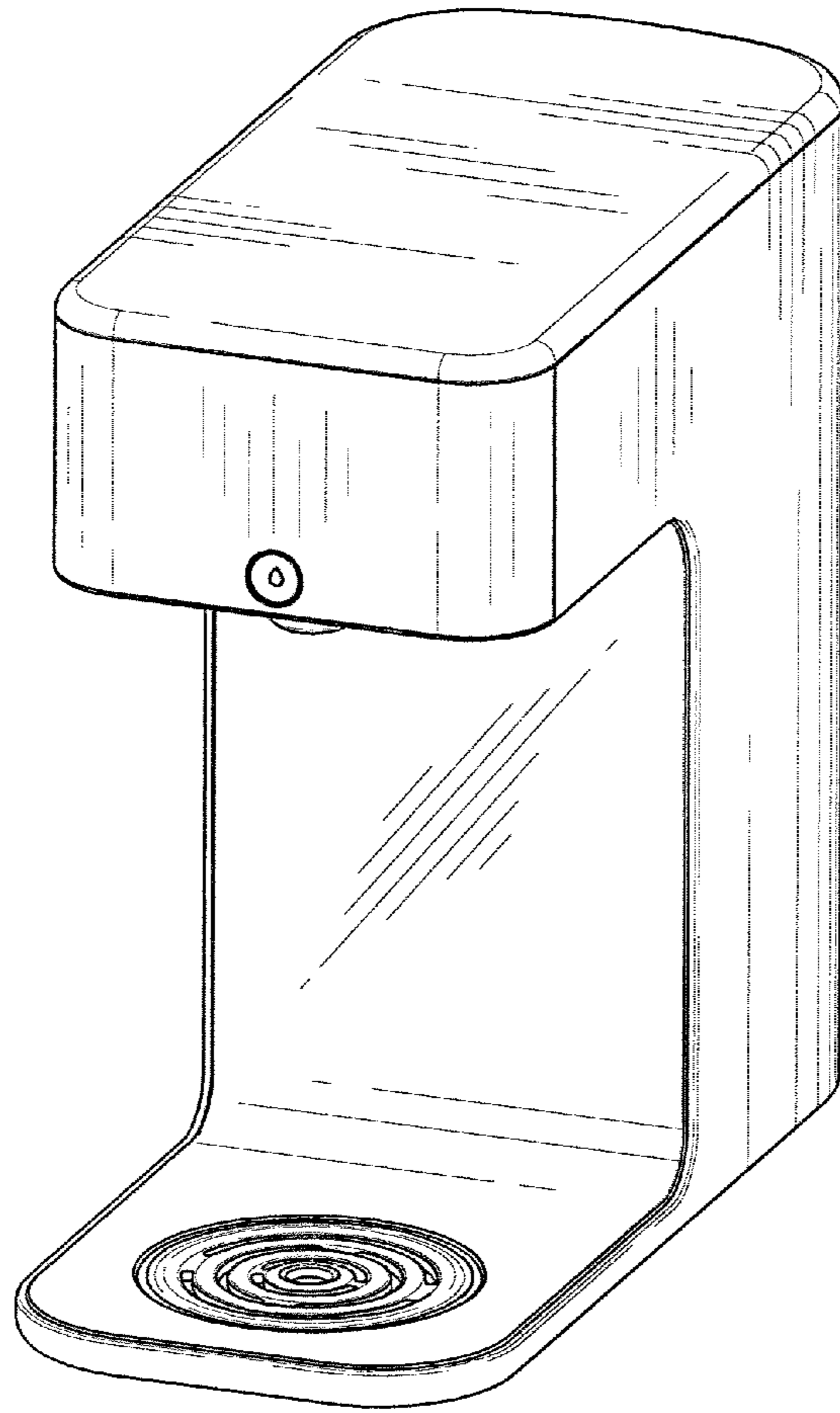


FIG. 1




FIG. 2




FIG. 3

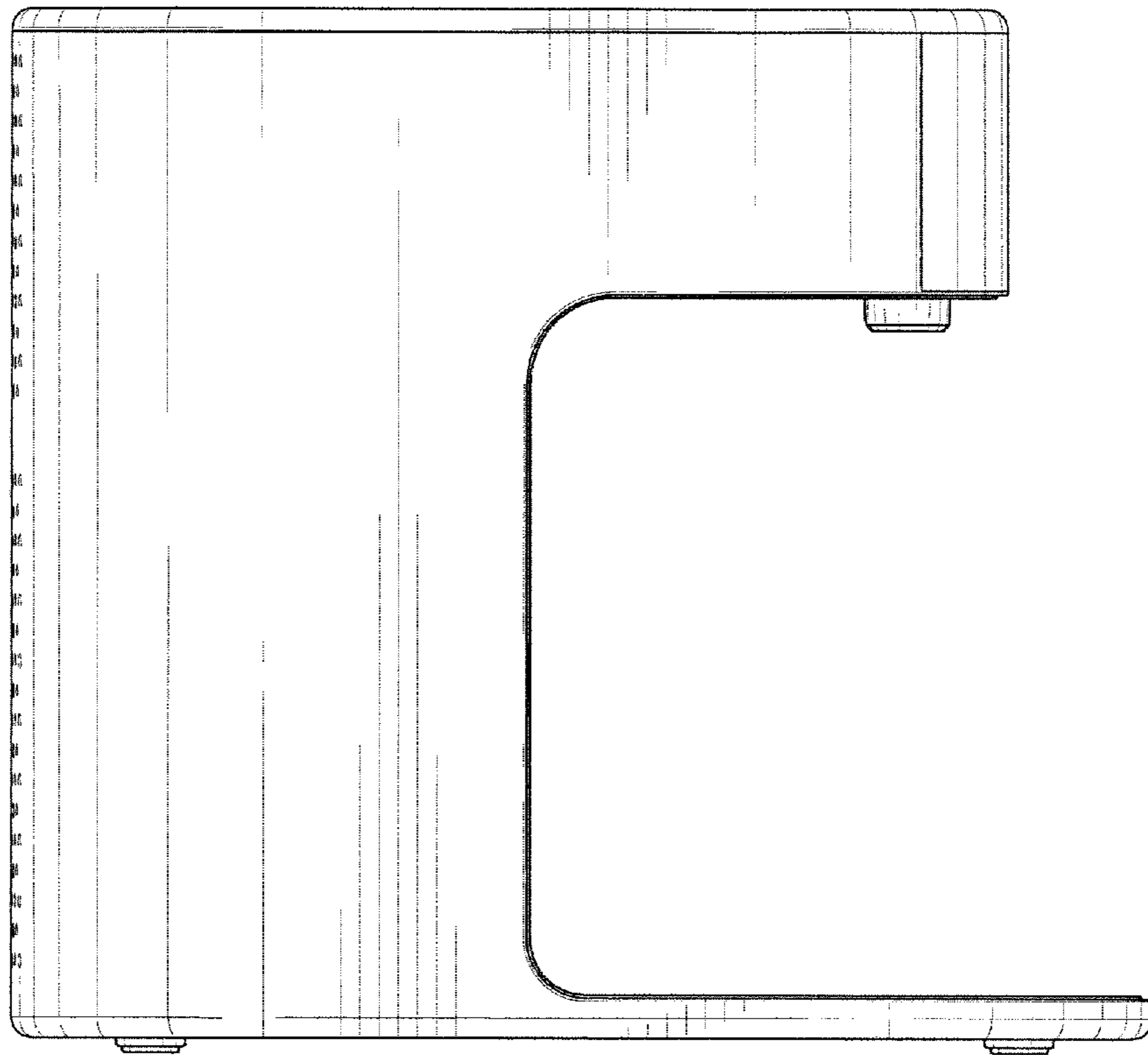


FIG. 4




FIG. 5




FIG. 6