

US00D669153S

(12) **United States Design Patent**  
**Devine et al.**

(10) **Patent No.:** **US D669,153 S**  
(45) **Date of Patent:** **\*\* Oct. 16, 2012**

(54) **TANK SUPPORT**

(76) Inventors: **Tom Devine**, Watertown, SD (US);  
**Matthew Brant Frey**, Watertown, SD  
(US)

(\*\*) Term: **14 Years**

(21) Appl. No.: **29/420,137**

(22) Filed: **May 4, 2012**

**Related U.S. Application Data**

(62) Division of application No. 29/401,012, filed on Sep. 6, 2011, now Pat. No. Des. 664,626.

(51) **LOC (9) Cl.** ..... **23-01**

(52) **U.S. Cl.** ..... **D23/206**

(58) **Field of Classification Search** ..... D30/101-107;  
D11/145, 81; D21/307-308, 334, 478, 489,  
D21/686; D6/582; D19/64; D25/119; D10/81-84;  
D23/202, 206, 204-205; 119/245-249, 269;  
248/346.01, 346.03, 346.06; 52/403.01,  
52/392, 592.4, 588.1, 582.1, 592.1; 428/44;  
206/386, 595; 220/565, 572

See application file for complete search history.

(56) **References Cited**

U.S. PATENT DOCUMENTS

6,385,936	B1 *	5/2002	Schneider	.....	52/592.3
6,584,747	B2 *	7/2003	Kettler et al.	.....	52/592.4
7,275,350	B2 *	10/2007	Pervan et al.	.....	52/592.1
7,398,625	B2 *	7/2008	Pervan	.....	52/592.2
7,516,588	B2 *	4/2009	Pervan	.....	52/592.1
D596,699	S *	7/2009	Urriola	.....	D23/206
7,930,862	B2 *	4/2011	Bergelin et al.	.....	52/592.1
8,082,717	B2 *	12/2011	Dammers	.....	52/588.1
2012/0152960	A1 *	6/2012	Toews et al.	.....	220/565

\* cited by examiner

*Primary Examiner* — Wan Laymon

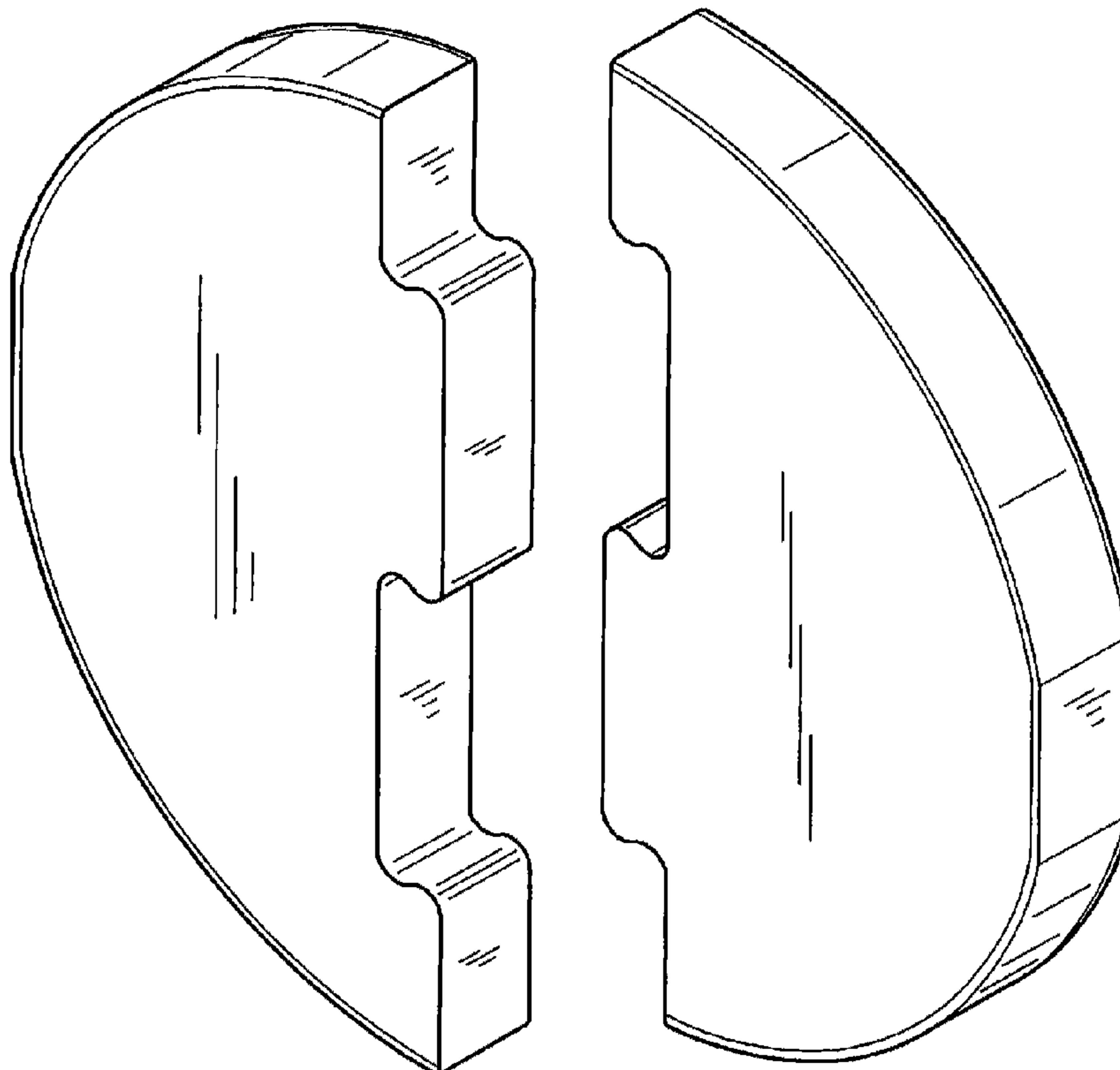
(57) **CLAIM**

The ornamental design for a tank support, as shown and described.

**DESCRIPTION**

FIG. 1 is an exploded top plan view of a tank support showing our design, a bottom plan view therein being a mirror image of the top plan view;  
FIG. 2 is an exploded right elevated view; the left side elevated view being a mirror image thereof;  
FIG. 3 is an exploded front elevated view; the rear elevated view being a mirror image thereof;  
FIG. 4 is an exploded top perspective view thereof; and,  
FIG. 5 is a front in-use view of the tank support having a tank thereon, the portions in phantom being for illustrative purposes only and forming no portion of the claimed invention.

**1 Claim, 4 Drawing Sheets**



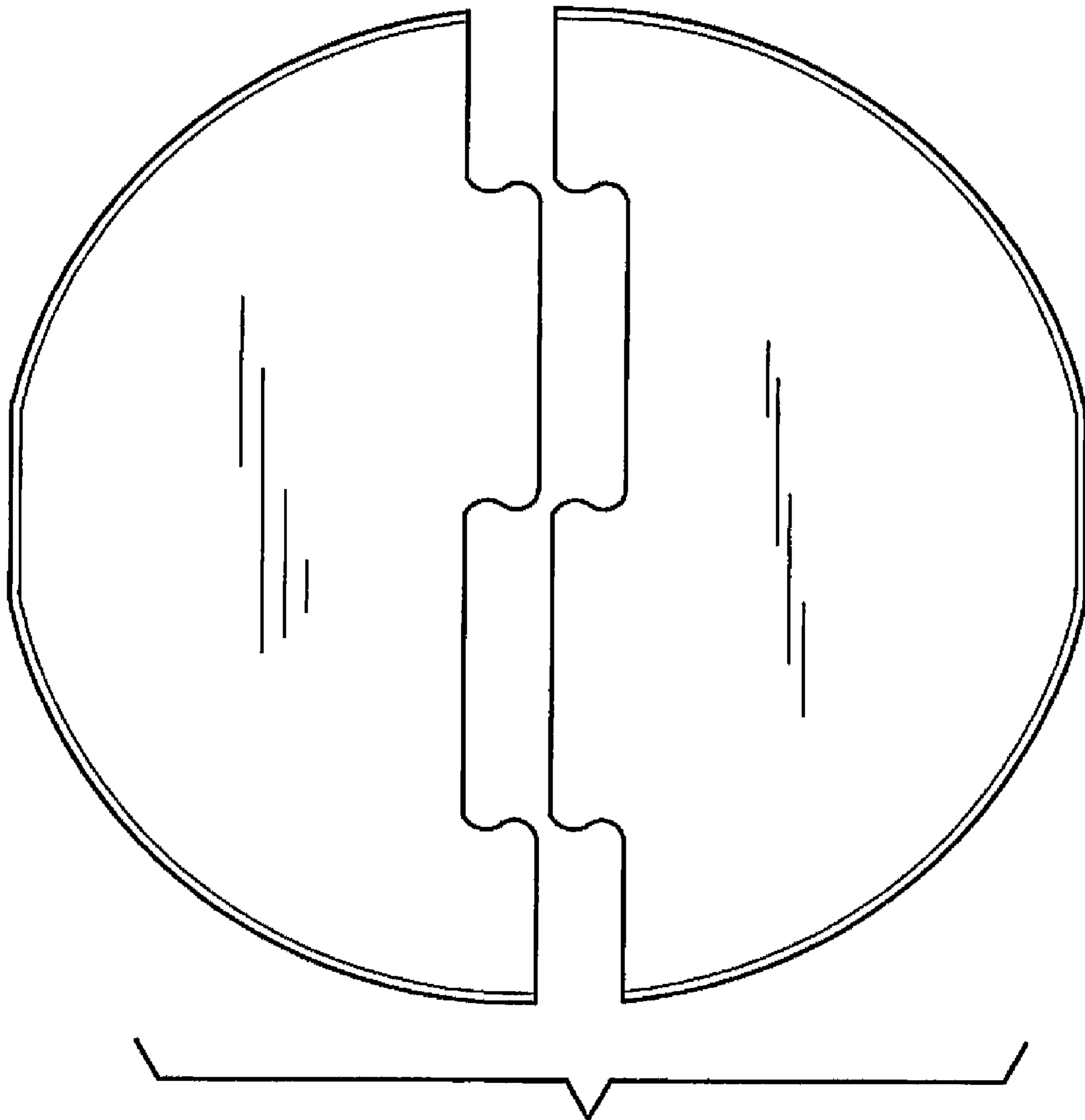


FIG. 1

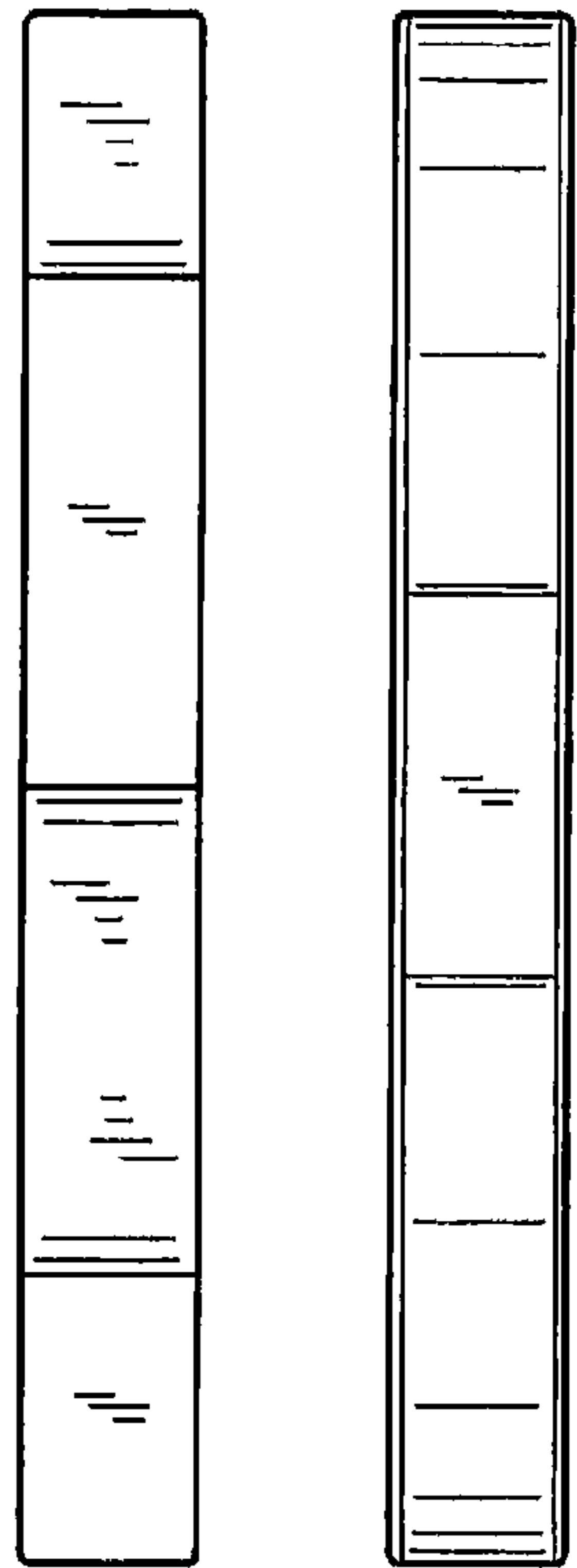


FIG. 2

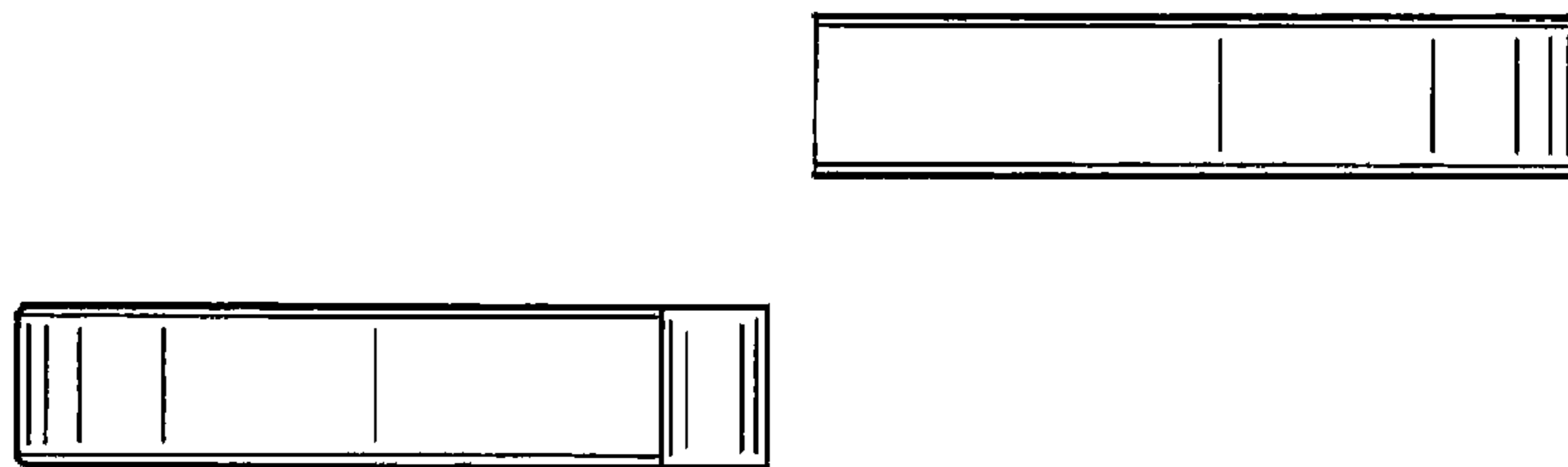


FIG. 3

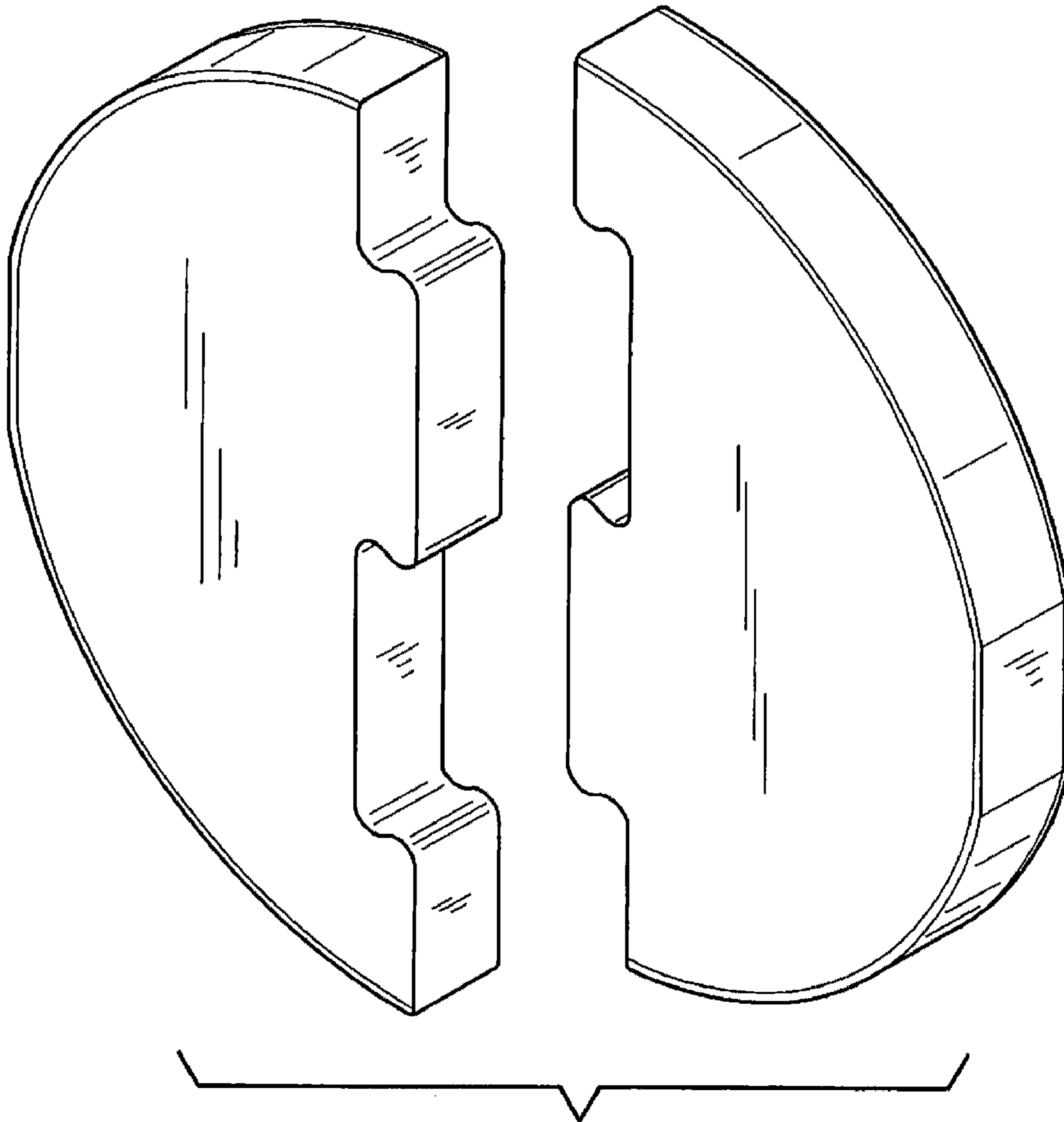


FIG. 4

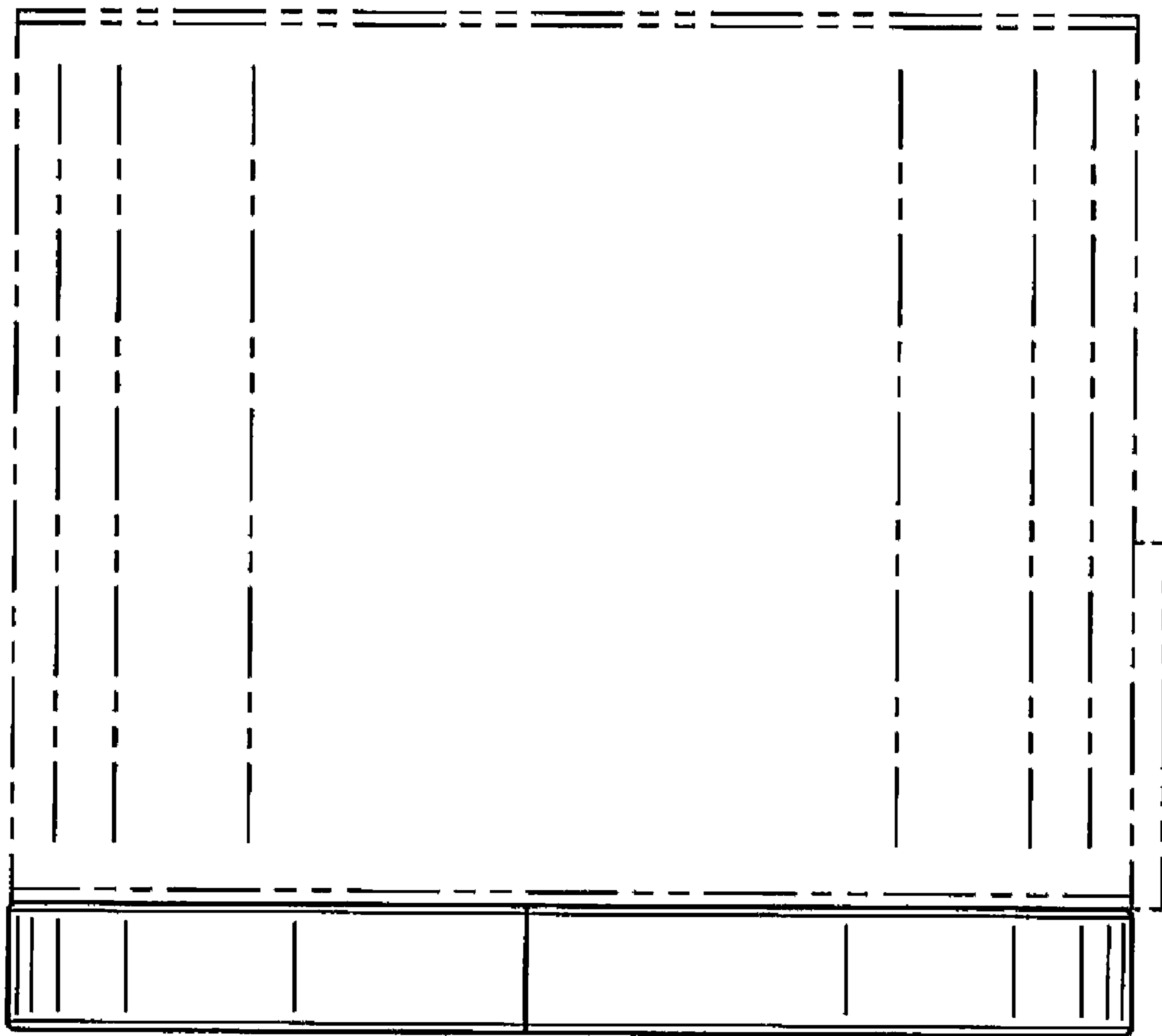


FIG. 5