

US00D669129S

(12) **United States Design Patent**  
**Liang**

(10) **Patent No.:** **US D669,129 S**  
(45) **Date of Patent:** **\*\* Oct. 16, 2012**

(54) **PEN CAP**

(75) Inventor: **Wenyan Liang**, Ningbo (CN)

(73) Assignee: **Beifa Group Co., Ltd.**, Ningbo (CN)

(\*\*) Term: **14 Years**

(21) Appl. No.: **29/398,438**

(22) Filed: **Jul. 29, 2011**

(30) **Foreign Application Priority Data**

Jan. 29, 2011 (CN) ..... 2011 3 0018097

(51) **LOC (9) Cl.** ..... **19-06**

(52) **U.S. Cl.** ..... **D19/57**

(58) **Field of Classification Search** ..... D19/35,  
D19/36, 41-51, 54-58; D14/411; 24/11 F,  
24/11 P, 11 R; 401/52, 99-109, 192, 195,  
401/196

See application file for complete search history.

(56) **References Cited**

**U.S. PATENT DOCUMENTS**

D366,498 S *	1/1996	Abe et al. ....	D19/51
D418,164 S *	12/1999	Izushima ....	D19/57
D461,501 S	8/2002	Nishida	
D465,519 S *	11/2002	Kennedy et al. ....	D19/43
D497,643 S *	10/2004	Nishida ....	D19/51
D499,762 S *	12/2004	Shova et al. ....	D19/43
D501,512 S	2/2005	Shova	
D502,739 S *	3/2005	Shova et al. ....	D19/66
D509,536 S *	9/2005	Nishida ....	D19/43

D547,802 S *	7/2007	Jeon .....	D19/43
D552,675 S *	10/2007	Zhang .....	D19/48
D564,588 S	3/2008	Daida	
D603,901 S *	11/2009	Rolion et al. ....	D19/57
D612,426 S *	3/2010	Suero et al. ....	D19/41
D616,025 S	5/2010	Yan	
D641,787 S *	7/2011	Tan .....	D19/48
D659,759 S *	5/2012	Zhang .....	D19/50

**OTHER PUBLICATIONS**

Jiang, L., "Pen," U.S. Appl. No. 29/404,070, filed Oct. 14, 2011.

\* cited by examiner

*Primary Examiner* — Elizabeth Albert

(74) *Attorney, Agent, or Firm* — Christensen O'Connor Johnson Kindness PLLC

(57) **CLAIM**

The ornamental design for a pen cap, as shown and described.

**DESCRIPTION**

FIG. 1 is an upper front right perspective view of a pen cap showing my new design;

FIG. 2 is a front elevation view thereof;

FIG. 3 is a rear elevation view thereof;

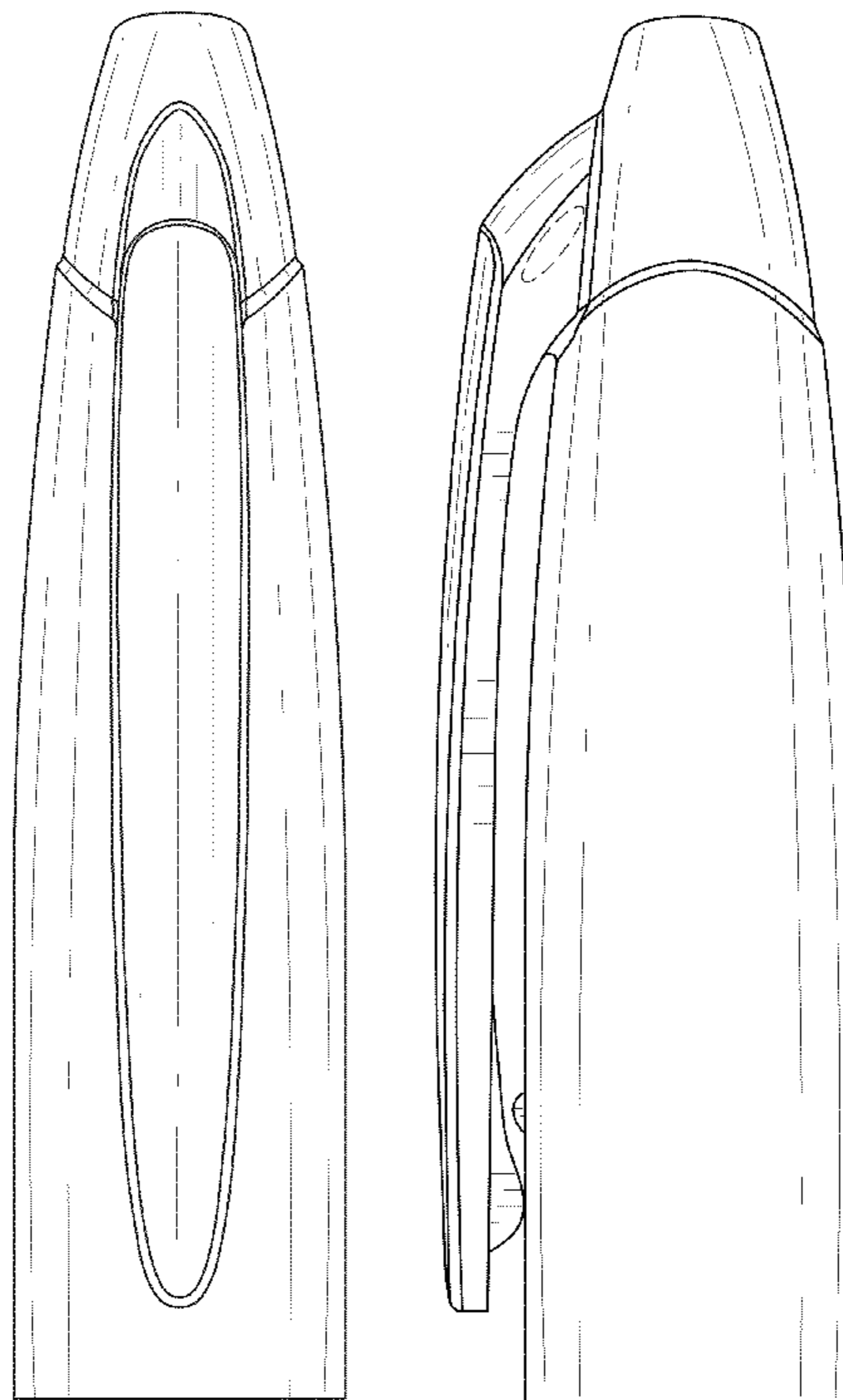
FIG. 4 is a right side elevation view thereof, with the left side elevation view being a mirror image of the right side elevation view;

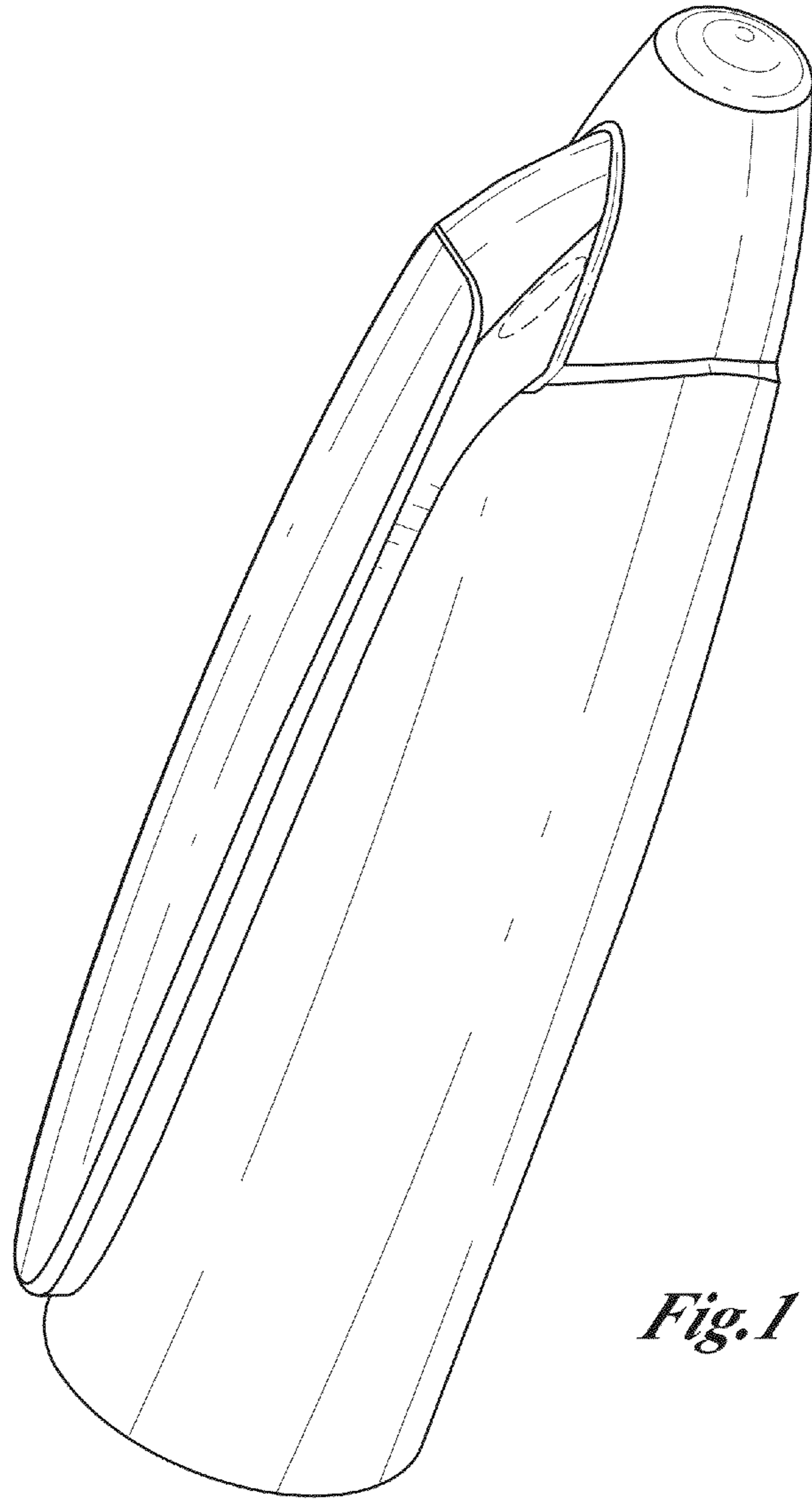
FIG. 5 is a top plan view thereof; and,

FIG. 6 is a bottom plan view thereof.

The broken lines shown in FIGS. 1, 4, 5, and 6 illustrate environmental subject matter and form no part of the claimed design.

**1 Claim, 4 Drawing Sheets**







*Fig. 1*




*Fig. 2*



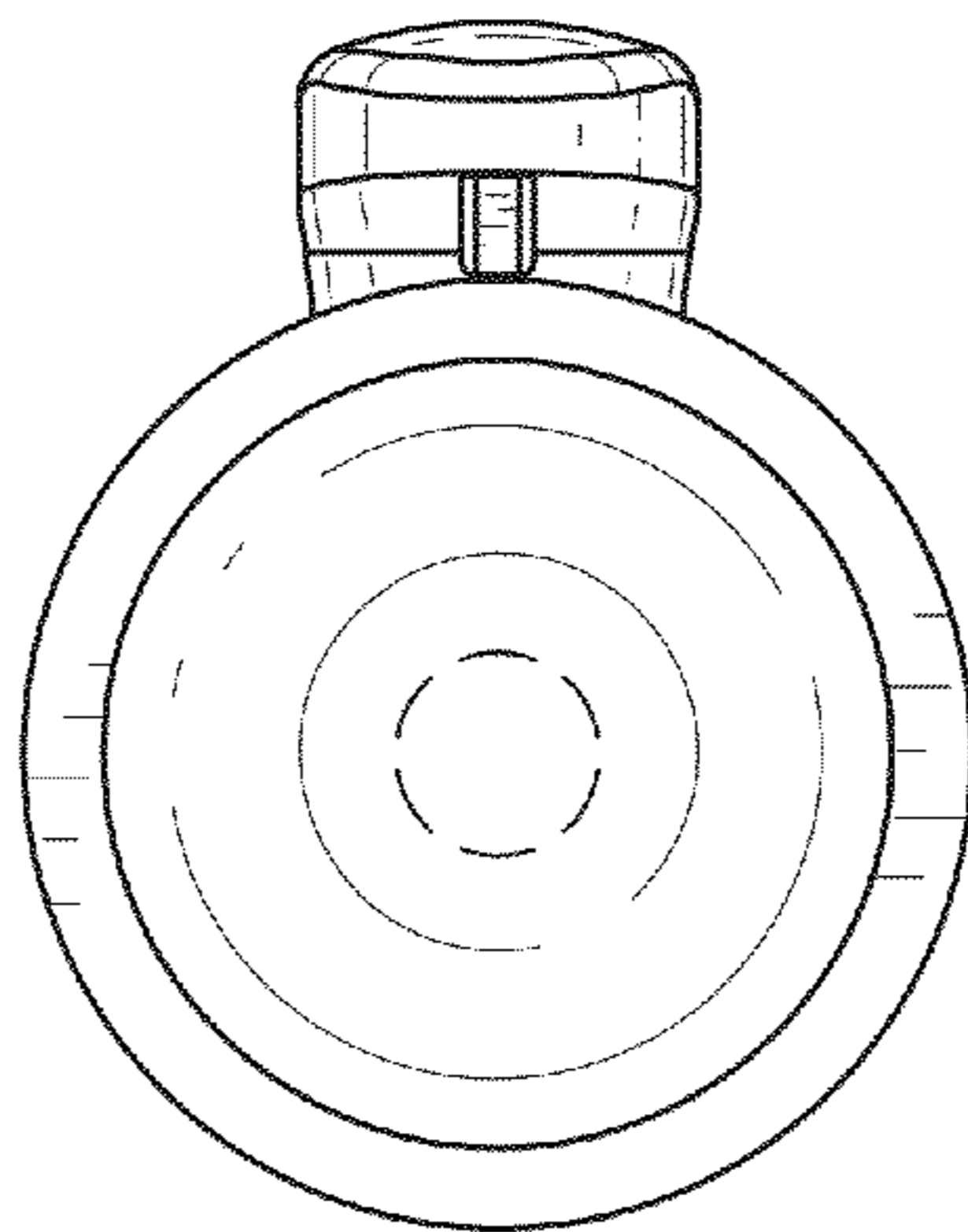
*Fig. 3*



*Fig.4*



*Fig. 5*



*Fig. 6*