



US00D669126S

(12) **United States Design Patent**  
**Liu**

(10) **Patent No.:** **US D669,126 S**  
(45) **Date of Patent:** **\*\* Oct. 16, 2012**

(54) **PEN**  
(75) Inventor: **Liang Liu**, Ningbo (CN)  
(73) Assignee: **Beifa Group Co., Ltd.**, Ningbo (CN)  
(\*\*) Term: **14 Years**  
(21) Appl. No.: **29/400,010**  
(22) Filed: **Aug. 22, 2011**

D559,310 S \* 1/2008 Tsui ..... D19/36  
D560,007 S 1/2008 McMillan  
D564,586 S \* 3/2008 Kwok ..... D19/50  
D565,655 S 4/2008 Bhavnani  
D566,179 S 4/2008 Qiu  
D566,360 S 4/2008 Ungaro  
D576,210 S 9/2008 Qiu  
D580,978 S 11/2008 Miller  
D583,411 S 12/2008 Zhao  
D583,412 S 12/2008 Li  
D591,345 S 4/2009 Yu  
D591,346 S 4/2009 Yu  
D601,197 S 9/2009 Zhang

(Continued)

(30) **Foreign Application Priority Data**

Feb. 21, 2011 (CN) ..... 2011 3 0024948  
(51) **LOC (9) Cl.** ..... **19-06**  
(52) **U.S. Cl.** ..... **D19/44**  
(58) **Field of Classification Search** ..... D14/411;  
D19/35, 36, 41-51, 54-58; 24/11 F, 11 P,  
24/11 R; 401/52, 99-109, 192, 195, 196  
See application file for complete search history.

(56) **References Cited**

**U.S. PATENT DOCUMENTS**

D80,362 S 1/1930 Cuthbert  
D128,985 S \* 8/1941 Weiss ..... D11/201  
2,657,670 A \* 11/1953 Colburn ..... 401/83  
3,246,875 A \* 4/1966 Hart ..... 254/28  
D344,541 S 2/1994 Guo  
D378,763 S 4/1997 Hollington  
D408,854 S 4/1999 Katami  
D430,607 S 9/2000 Matsuzaki  
D437,352 S 2/2001 Matsuzaki  
D449,857 S 10/2001 Rosenbaum  
D474,239 S 5/2003 Rosenbaum  
D488,508 S \* 4/2004 Finney et al. .... D19/51  
D504,187 S 4/2005 Man  
D534,585 S 1/2007 Oas  
D538,341 S 3/2007 Oas  
D541,858 S 5/2007 Yeh

**OTHER PUBLICATIONS**

Liu, L., "Retractable Lamp Pen," U.S. Appl. No. 12/582,648, filed Oct. 20, 2009.

(Continued)

*Primary Examiner* — Elizabeth Albert  
(74) *Attorney, Agent, or Firm* — Christensen O'Connor Johnson Kindness PLLC

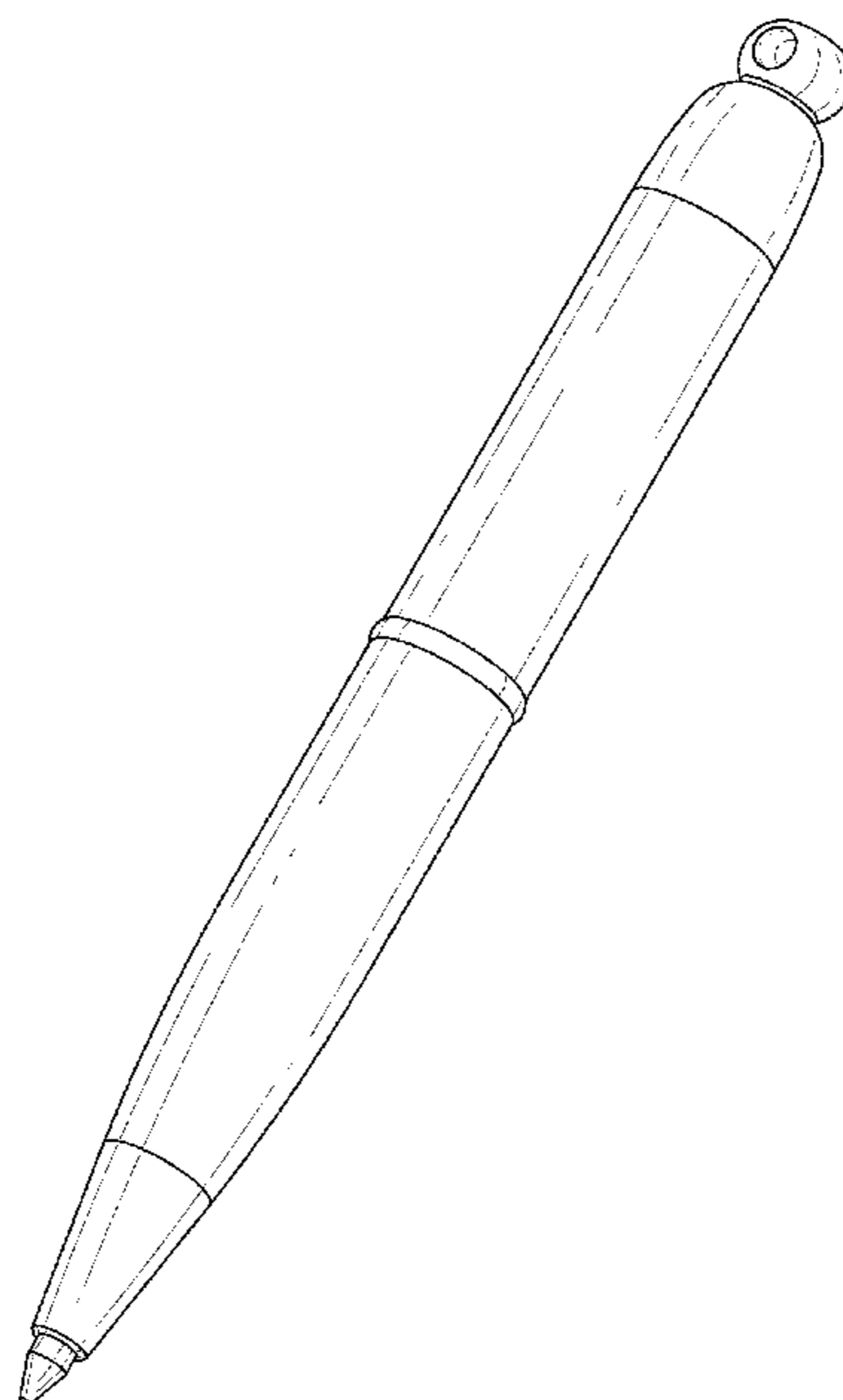
(57) **CLAIM**

The ornamental design for a pen, as shown and described.

**DESCRIPTION**

FIG. 1 is a lower front right perspective view of a pen showing my new design;  
FIG. 2 is a front elevation view thereof, with the rear elevation view being a mirror image of the front elevation view;  
FIG. 3 is a right side elevation view thereof, with the left side elevation view being a mirror image of the right side elevation view;  
FIG. 4 is an enlarged top plan view thereof; and,  
FIG. 5 is an enlarged bottom plan view thereof.

**1 Claim, 3 Drawing Sheets**



# US D669,126 S

Page 2

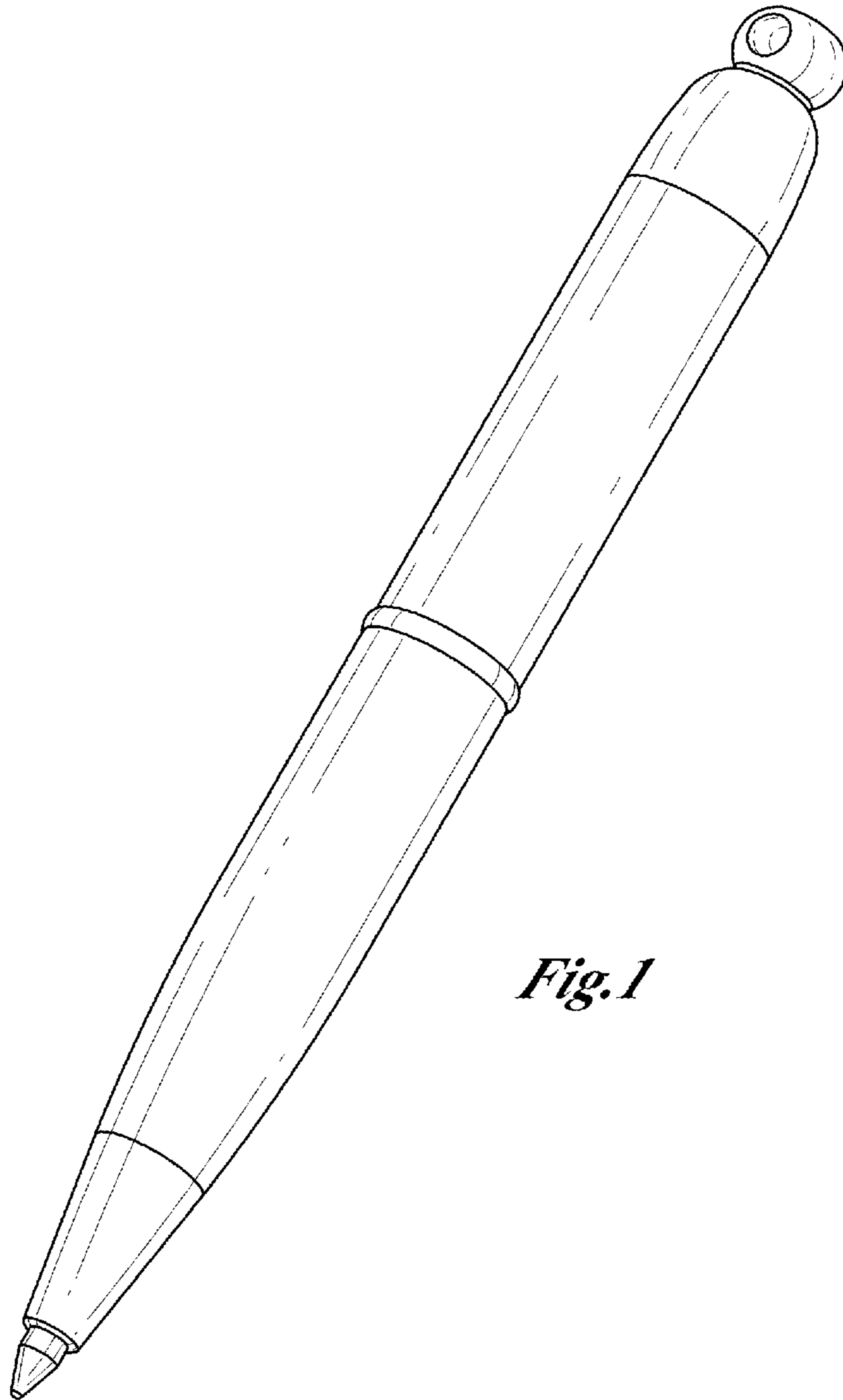
---

## U.S. PATENT DOCUMENTS

D607,930 S 1/2010 Liu  
D607,931 S 1/2010 Liu  
D612,425 S \* 3/2010 Suero et al. .... D19/41  
D630,219 S \* 1/2011 Fujino et al. .... D14/411  
D647,966 S \* 11/2011 Koch ..... D19/51

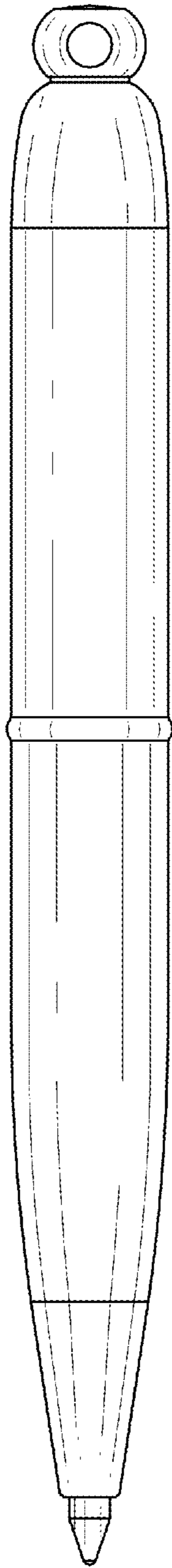
## OTHER PUBLICATIONS

Liu, L., "Pen," U.S. Appl. No. 29/384,321, filed Jan. 28, 2011.  
Zhang, Y., "Pen," U.S. Appl. No. 29/390,517, filed Apr. 26, 2011.  
\* cited by examiner

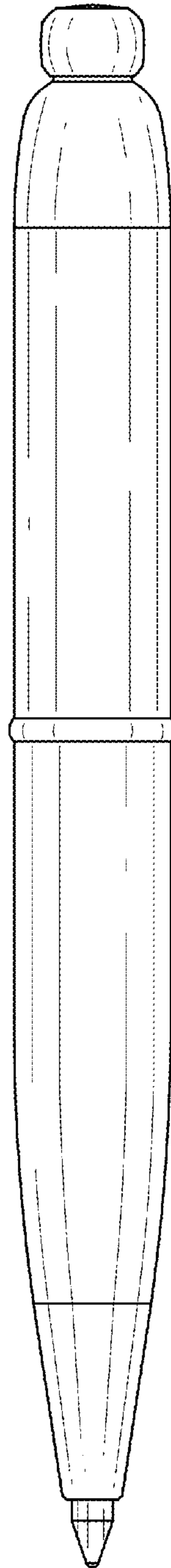


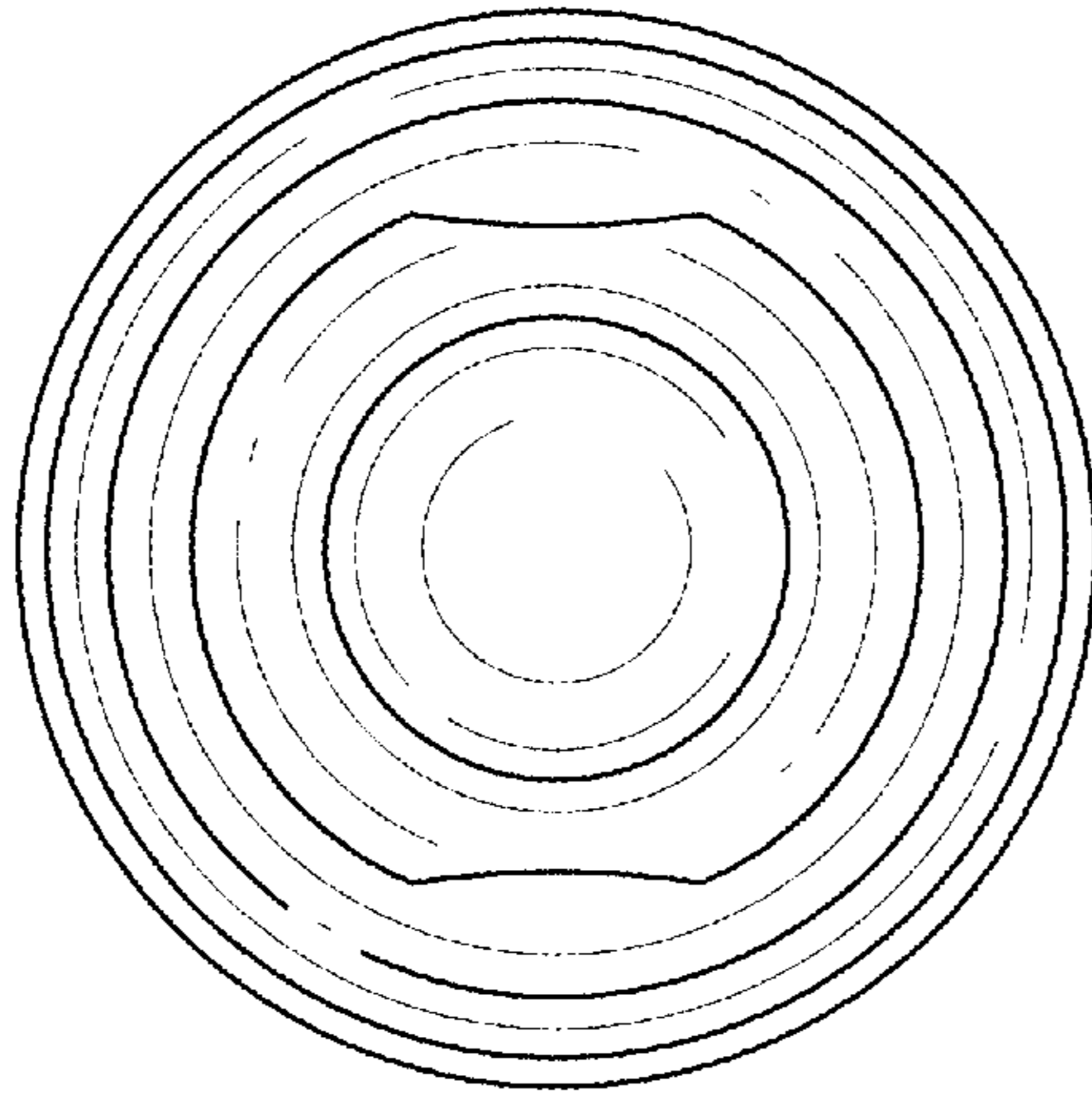
*Fig. 1*

*Fig.2*

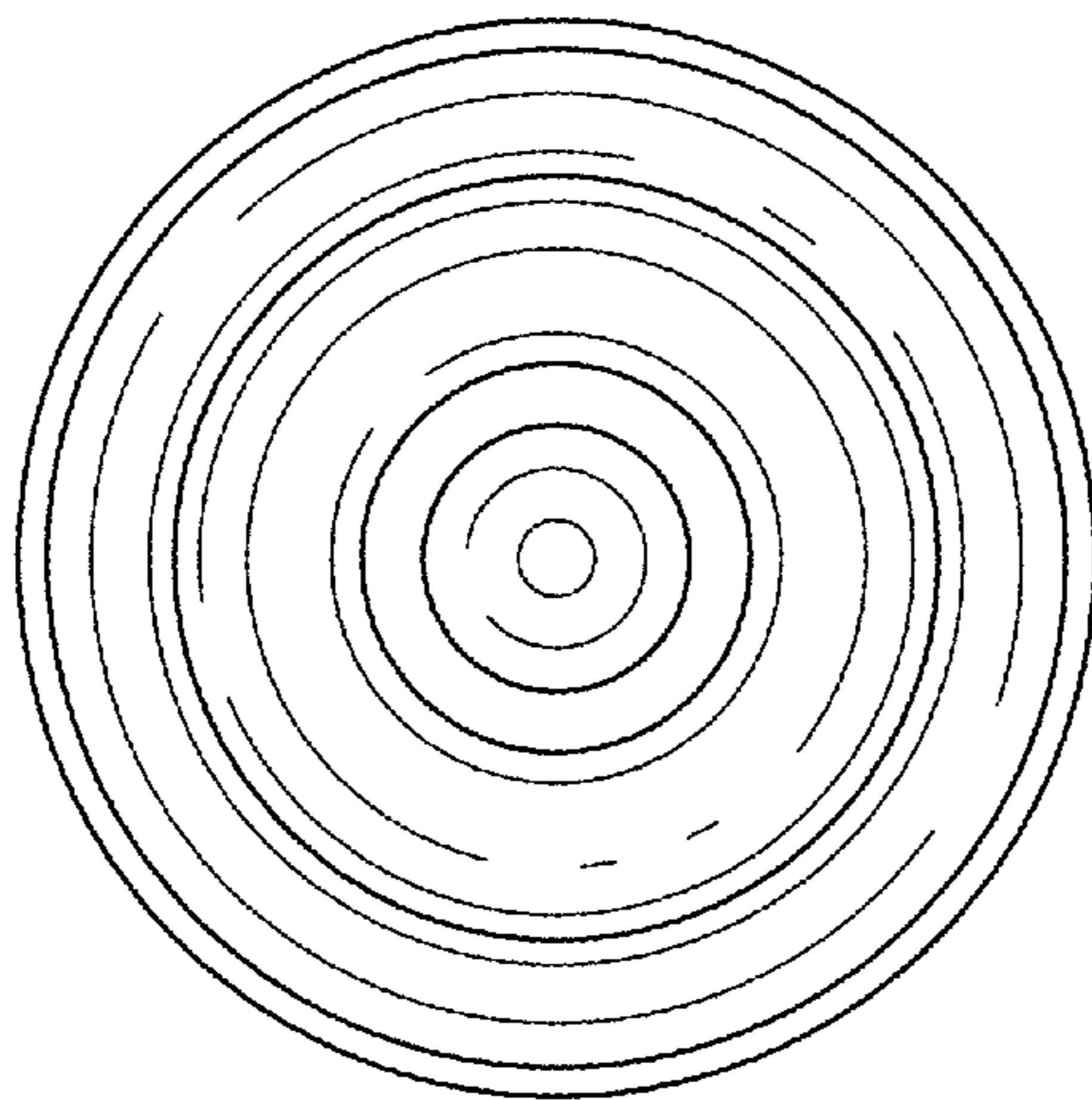


*Fig.3*





*Fig. 4*



*Fig. 5*