



US00D669112S

(12) **United States Design Patent**
Gustaveson

(10) **Patent No.:** **US D669,112 S**

(45) **Date of Patent:** **** Oct. 16, 2012**

(54) **WEBCAM COVER**

(75) Inventor: **Ron G. Gustaveson**, Draper, UT (US)

(73) Assignee: **Gust Marketing, L.L.C.**, Draper, UT (US)

(**) Term: **14 Years**

(21) Appl. No.: **29/385,909**

(22) Filed: **Feb. 22, 2011**

(51) **LOC (9) Cl.** **16-05**

(52) **U.S. Cl.** **D16/237; D16/208**

(58) **Field of Classification Search** D16/202,
D16/208, 219, 237; 348/373–376, 552; 396/429,
396/535

See application file for complete search history.

(56) **References Cited**

U.S. PATENT DOCUMENTS

5,801,919	A *	9/1998	Griencewic	348/552
6,812,958	B1 *	11/2004	Silvester	348/375
7,061,536	B2 *	6/2006	Cha	348/376
7,435,018	B2 *	10/2008	Huang et al.	396/535
7,563,040	B2 *	7/2009	Tsai et al.	348/374
7,973,856	B2 *	7/2011	Lee et al.	348/375

D650,408	S *	12/2011	Kim et al.	D16/202
8,242,924	B2 *	8/2012	Huang et al.	348/373
2009/0284635	A1 *	11/2009	Sung et al.	348/333.01

* cited by examiner

Primary Examiner — Adir Aronovich

(74) *Attorney, Agent, or Firm* — Workman Nydegger

(57) **CLAIM**

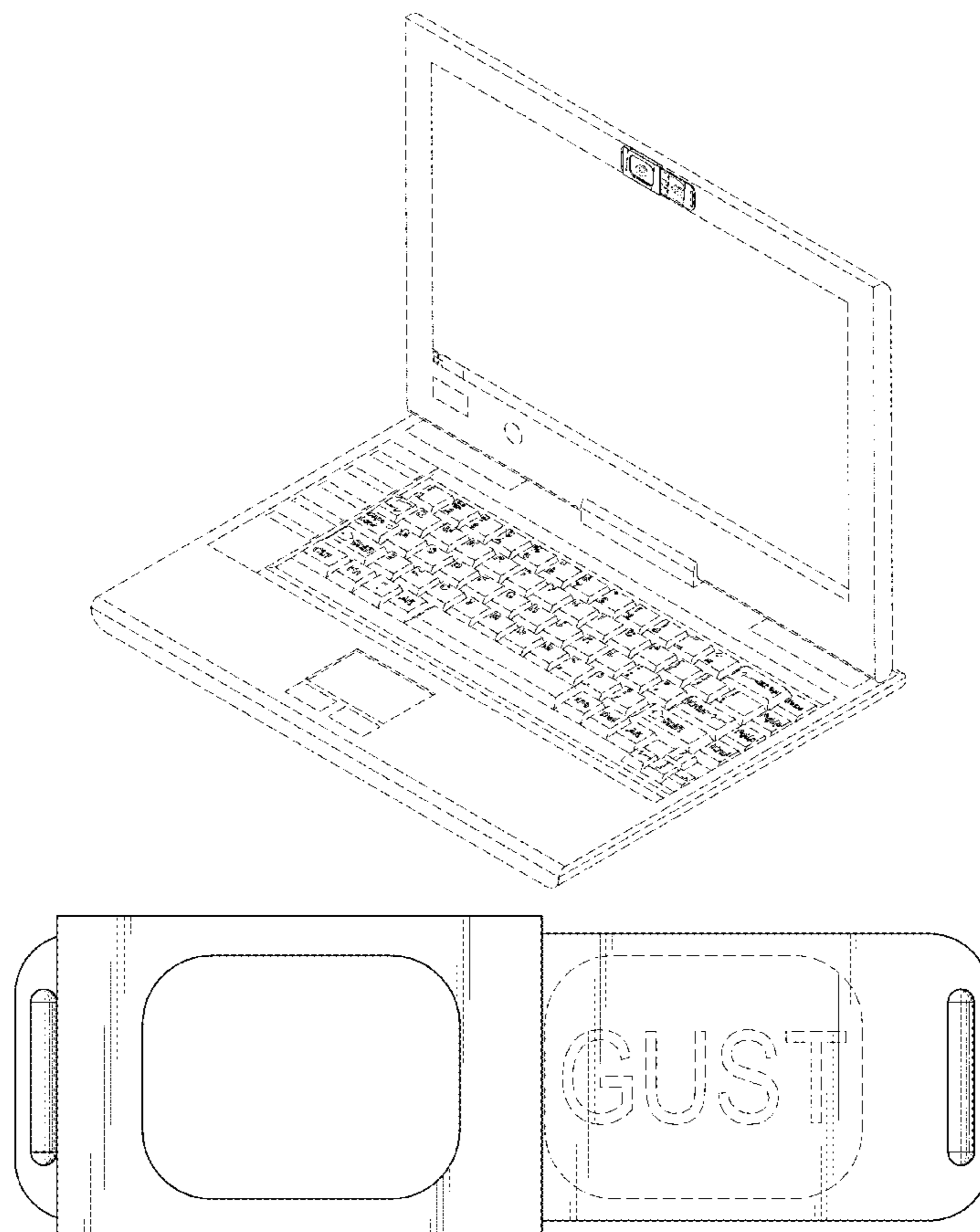
The ornamental design for a webcam cover, as shown and described.

DESCRIPTION

FIG. 1 is a front perspective view of a webcam cover in an open position showing my new design;
FIG. 2 is a front perspective view of a webcam cover in a closed position thereof;
FIG. 3 is an enlarged top plan view of the webcam cover in the open position;
FIG. 4 is an enlarged left side elevational view thereof;
FIG. 5 is an enlarged front elevational view thereof;
FIG. 6 is an enlarged right side elevational view thereof; and,
FIG. 7 is an enlarged bottom plan view thereof.

The broken lines showing environment in the drawings are included for illustrative purposes only and form no part of the claimed design.

1 Claim, 3 Drawing Sheets



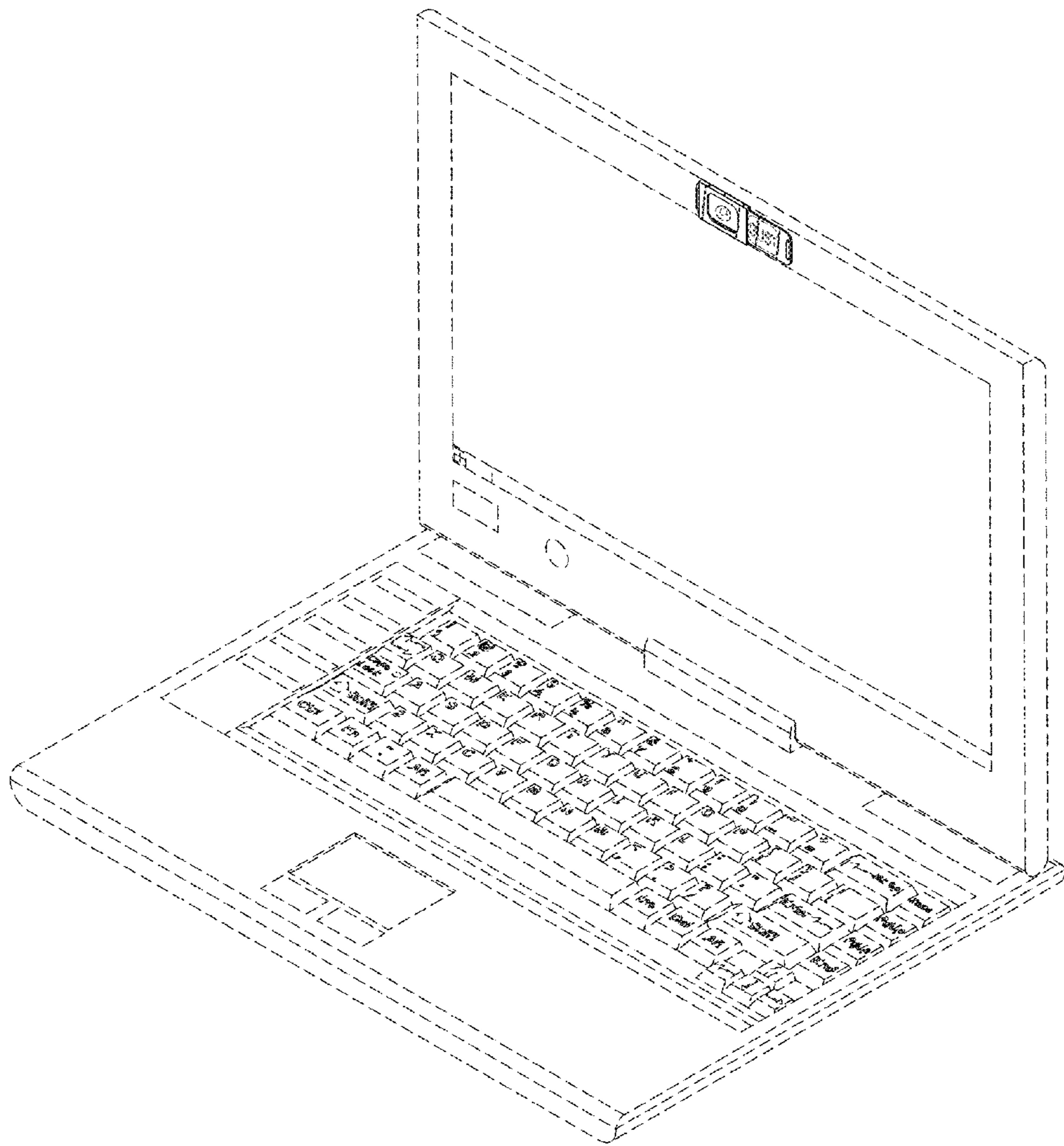


Fig. 1

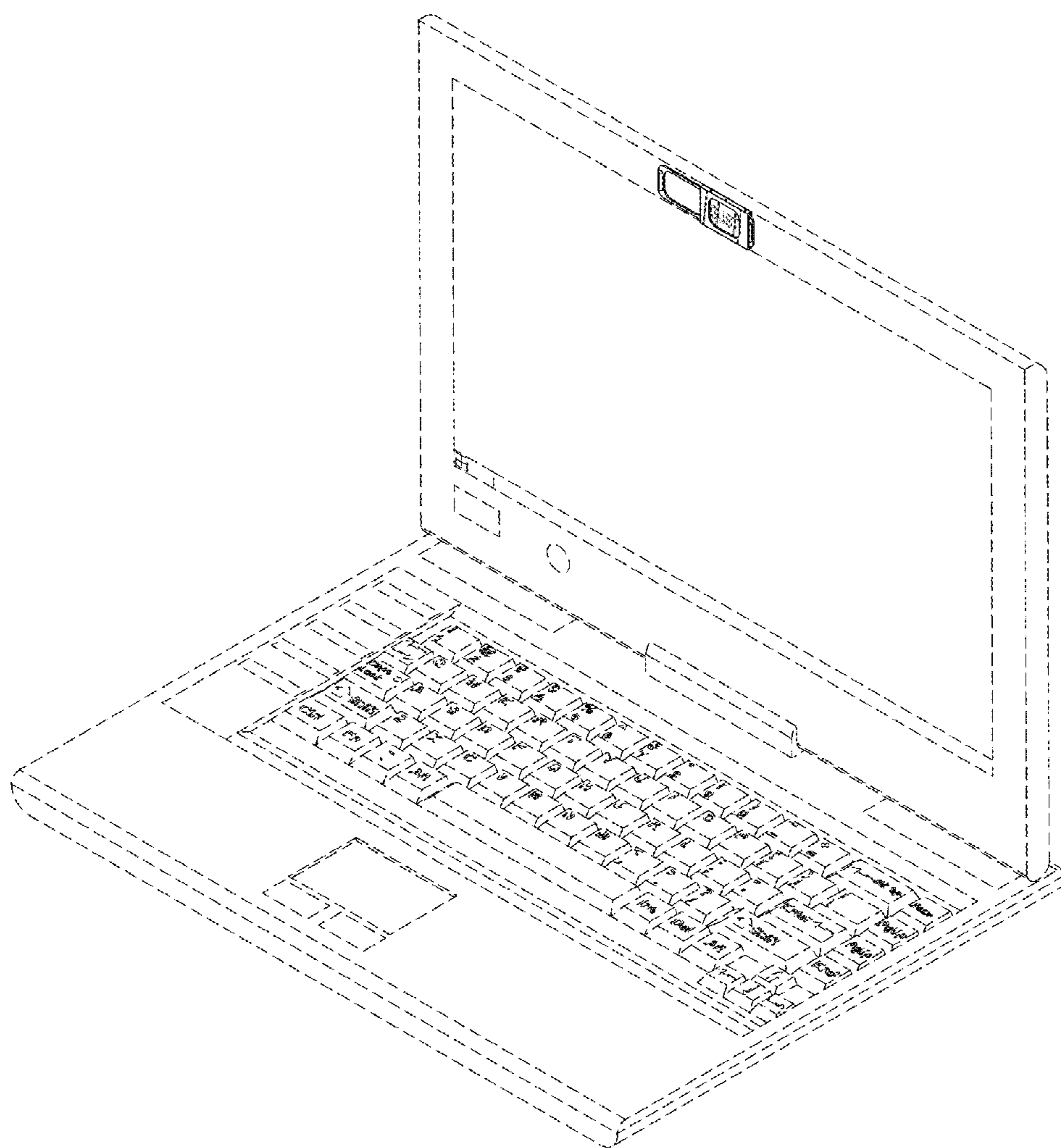


Fig. 2



Fig. 3




Fig. 6

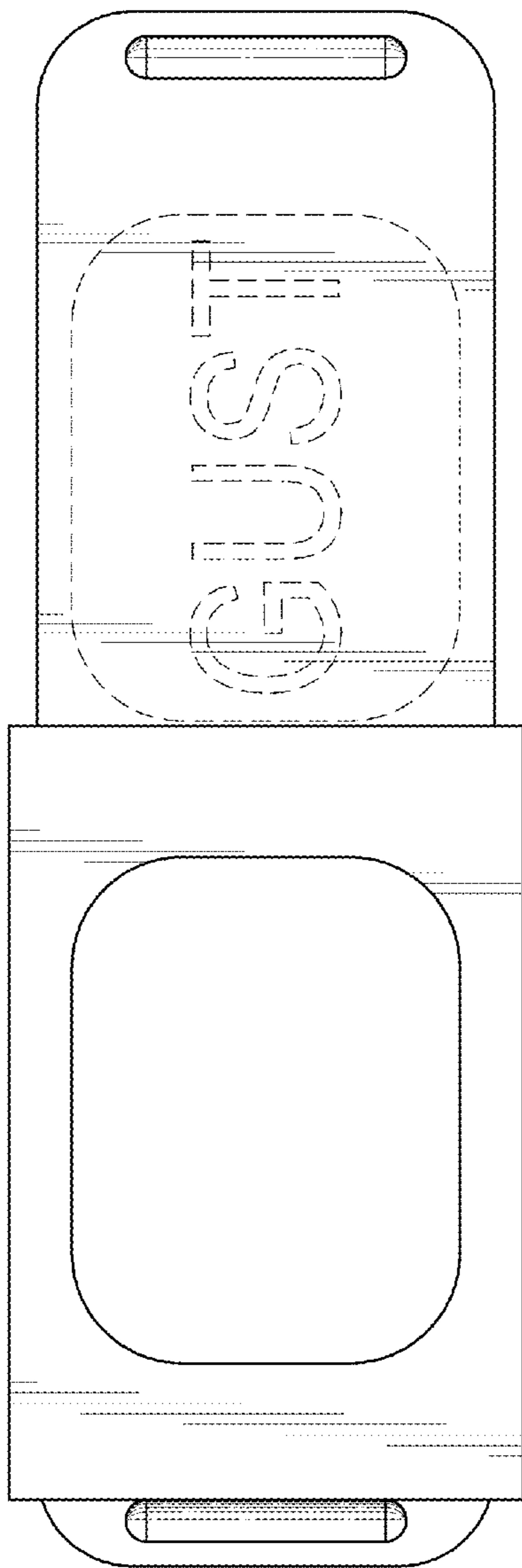


Fig. 5




Fig. 4




Fig. 7