

US00D669101S

(12) **United States Design Patent**  
**Wassermann et al.**

(10) **Patent No.:** **US D669,101 S**  
(45) **Date of Patent:** **\*\* Oct. 16, 2012**

(54) **SEWING MACHINE**

(75) Inventors: **Bettina Wassermann**, Kaiserslautern  
(DE); **Holger Labes**, Kaiserslautern  
(DE)

(73) Assignee: **Xi'an Typical Europe GmbH**,  
Kaiserslautern (DE)

(\*\*) Term: **14 Years**

(21) Appl. No.: **29/404,037**

(22) Filed: **Oct. 14, 2011**

(30) **Foreign Application Priority Data**

Apr. 18, 2011 (EM) ..... 001852286-0001

(51) **LOC (9) Cl.** ..... **15-06**

(52) **U.S. Cl.** ..... **D15/69**

(58) **Field of Classification Search** ..... D15/66-78;  
112/258-261, 217.1-217.4

See application file for complete search history.

(56) **References Cited**

U.S. PATENT DOCUMENTS

D214,853 S \* 8/1969 Rosenfeld ..... D15/76  
D276,344 S \* 11/1984 La Police et al. .... D15/69  
D276,614 S \* 12/1984 La Police et al. .... D15/69  
D298,330 S \* 11/1988 Kato et al. .... D15/69

\* cited by examiner

*Primary Examiner* — Mitchell Siegel

(74) *Attorney, Agent, or Firm* — Collard & Roe, P.C.


(57) **CLAIM**

The ornamental design for a sewing machine, as shown and described.

**DESCRIPTION**

FIG. 1 is a front and side perspective view of our design for a sewing machine;  
FIG. 2 is a side view thereof;  
FIG. 3 is a front view thereof;  
FIG. 4 is an opposite side view thereof;  
FIG. 5 is a rear view thereof; and,  
FIG. 6 is a top view thereof.  
The areas shown in broken lines show environmental structure and form no part of the claimed design. The bottom view is not shown and forms no part of the claimed design.

**1 Claim, 4 Drawing Sheets**






FIG. 1

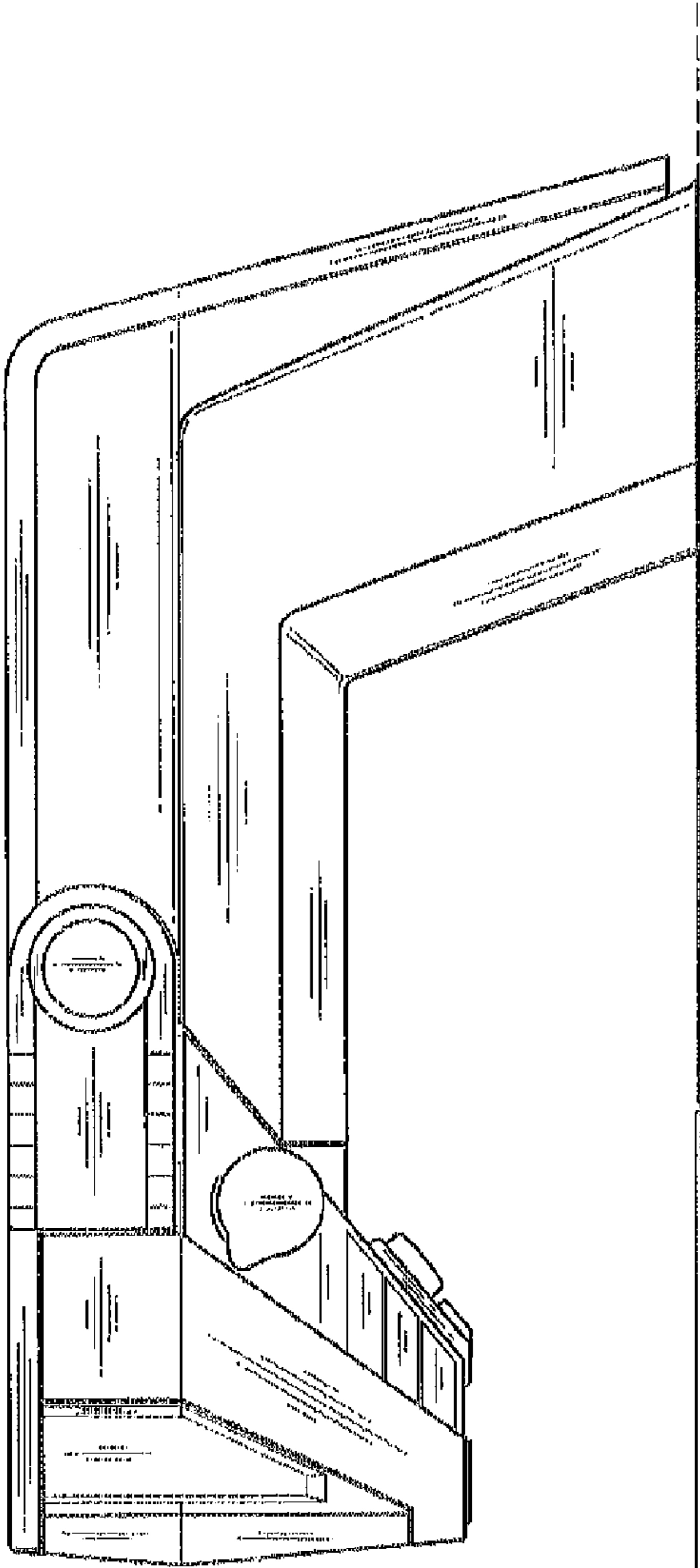


FIG. 2

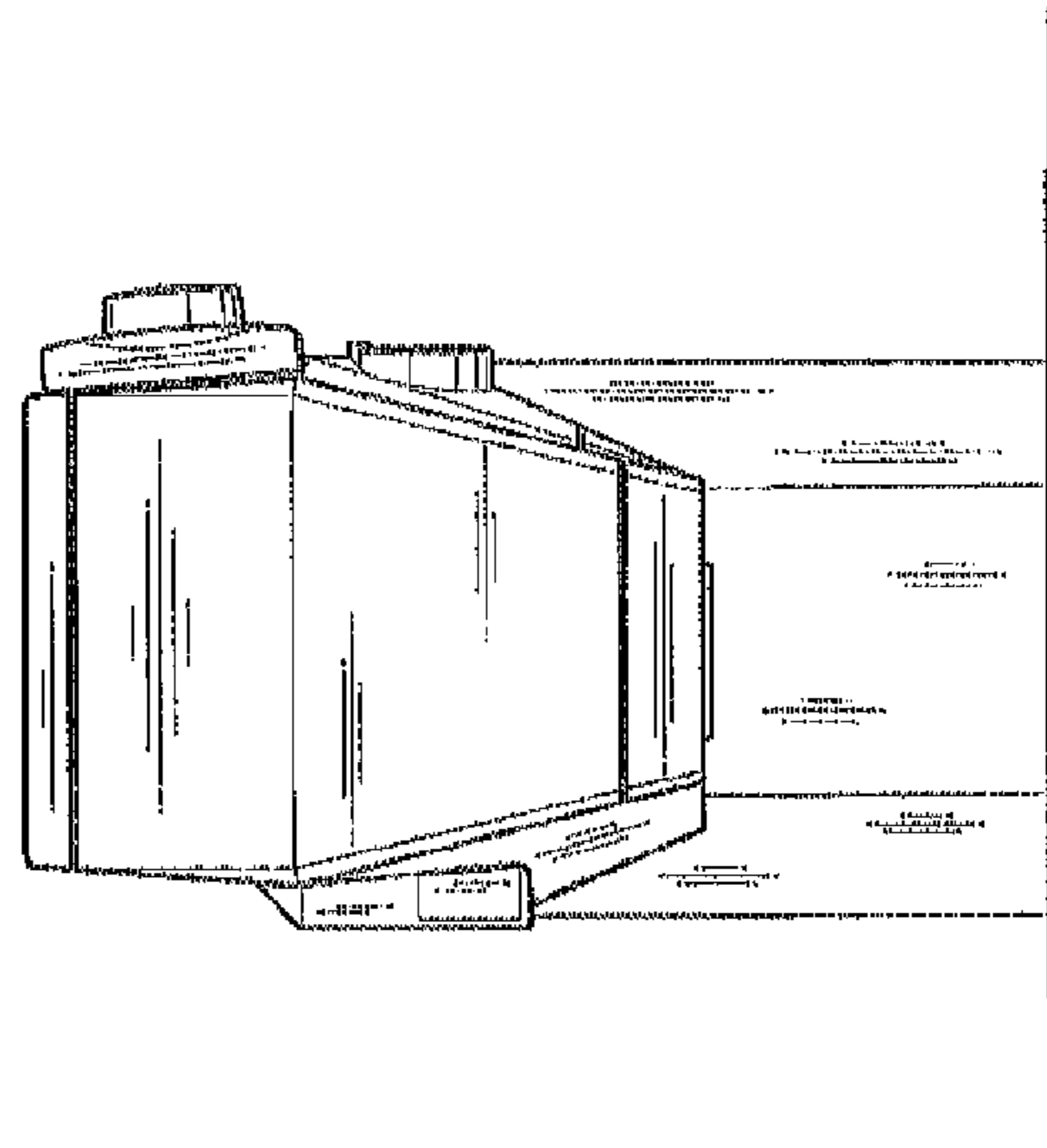


FIG. 3

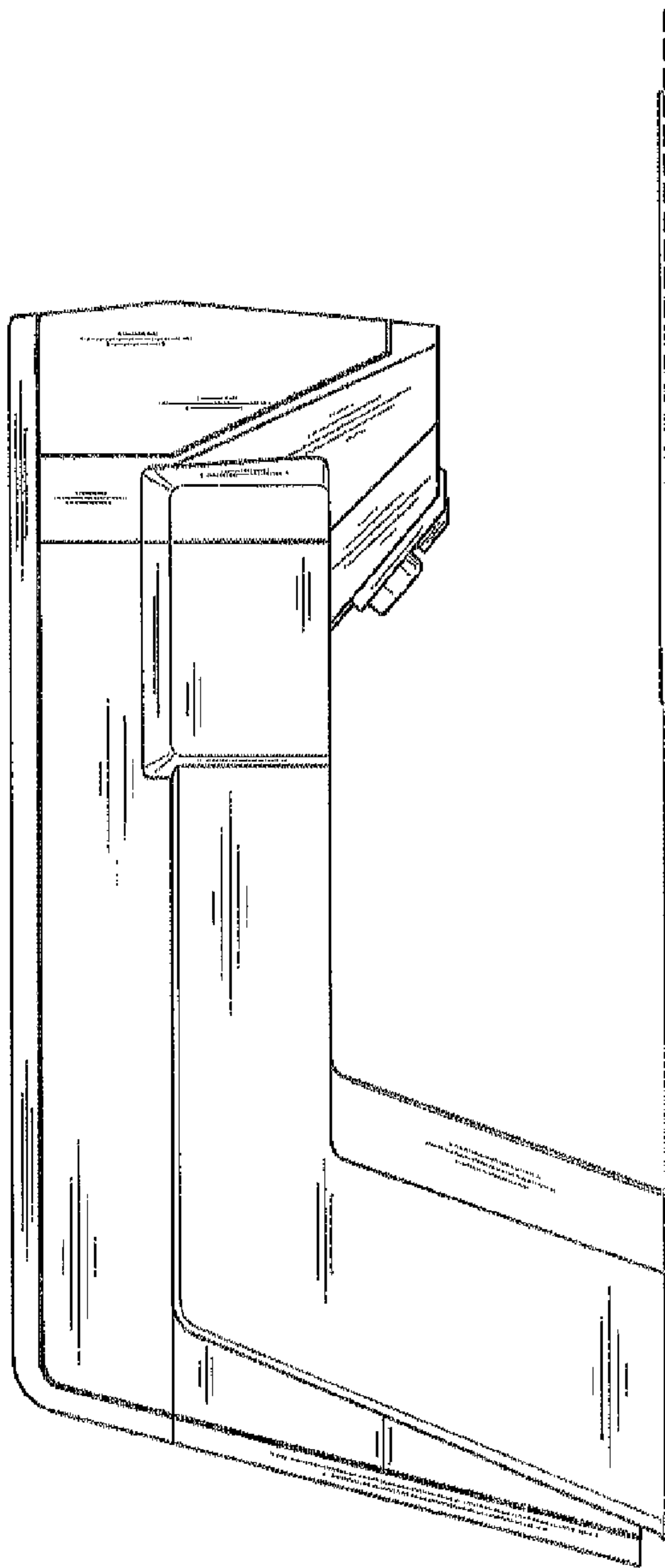


FIG. 4

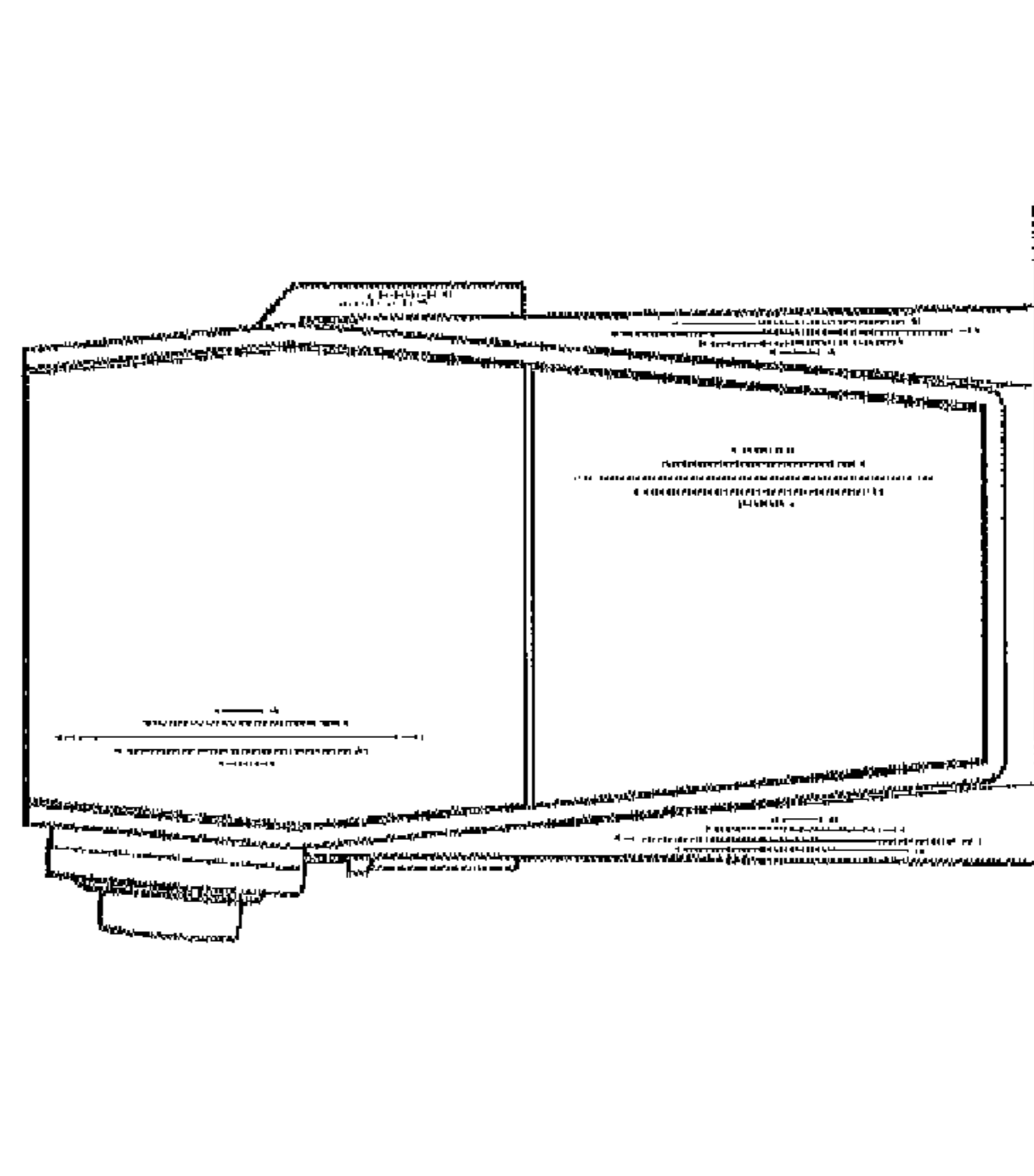


FIG. 5

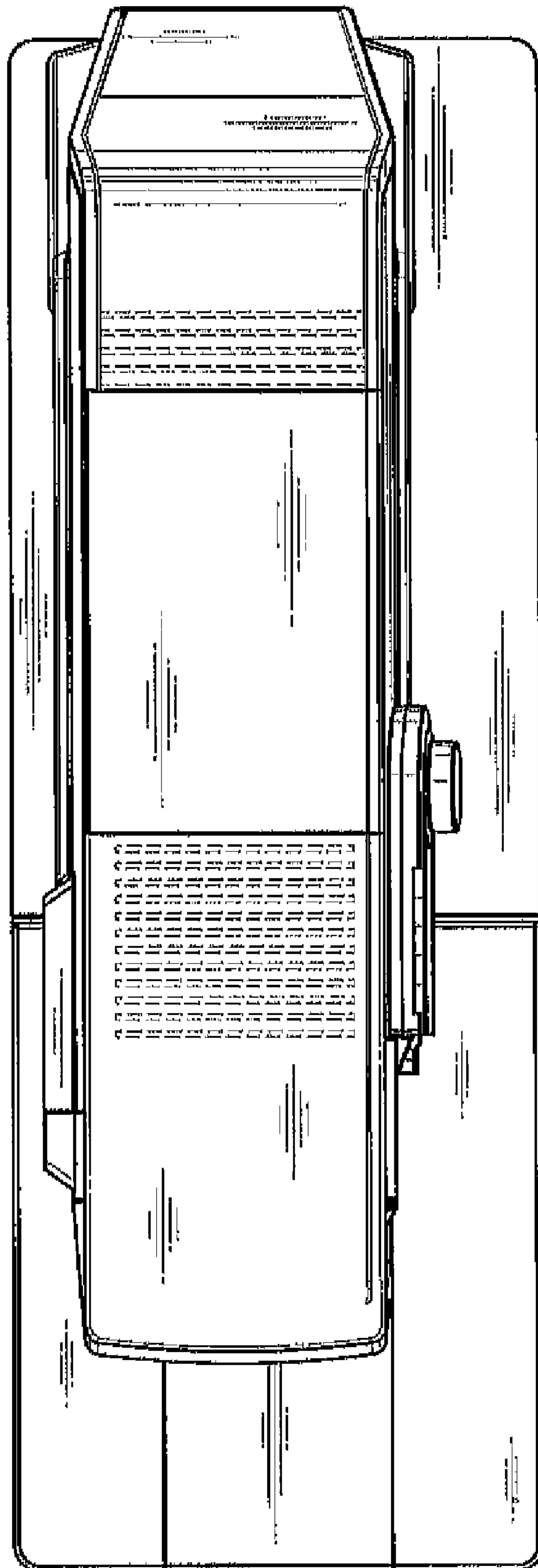


FIG. 6