



US00D669095S

(12) **United States Design Patent**
Chang

(10) **Patent No.:** **US D669,095 S**

(45) **Date of Patent:** **** Oct. 16, 2012**

(54) **AUTOMATIC AIR PUMP FOR TRACTION
DEVICE FOR ORTHOPEDIC PURPOSE**

D558,795 S * 1/2008 Saunders et al. D15/7
D559,866 S * 1/2008 Saunders et al. D15/7
D588,161 S * 3/2009 Daniel D15/7
D652,059 S * 1/2012 Sato et al. D15/9

(76) Inventor: **Ki Yong Chang**, Seoul (KR)

* cited by examiner

(**) Term: **14 Years**

Primary Examiner — Ralf Seifert

(21) Appl. No.: **29/400,331**

(74) *Attorney, Agent, or Firm* — Staas & Halsey LLP

(22) Filed: **Aug. 26, 2011**

(57) **CLAIM**

The ornamental design for an automatic air pump for traction device for orthopedic purpose, as shown and described.

(30) **Foreign Application Priority Data**

DESCRIPTION

Jun. 2, 2011 (KR) 30-2011-0022646

(51) **LOC (9) Cl.** **15-02**

(52) **U.S. Cl.** **D15/7**

(58) **Field of Classification Search** D15/7-9;
D23/231, 232, 225; 417/60, 235, 265, 321,
417/355, 358, 363, 359, 410.1, 415-416,
417/405, 900; 60/408, 412; 184/26-37;
415/140-147; 123/495, 509; D24/111, 127
See application file for complete search history.

FIG. 1 is a front perspective view of an automatic air pump for traction device for orthopedic purpose;
FIG. 2 is a front elevation view of the automatic air pump for traction device for orthopedic purpose of FIG. 1;
FIG. 3 is a rear elevation view of the automatic air pump for traction device for orthopedic purpose of FIG. 1;
FIG. 4 is a left side view of the automatic air pump for traction device for orthopedic purpose of FIG. 1;
FIG. 5 is a right side view of the automatic air pump for traction device for orthopedic purpose of FIG. 1;
FIG. 6 is a top plan view of the automatic air pump for traction device for orthopedic purpose of FIG. 1; and,
FIG. 7 is a bottom plan view of the automatic air pump for traction device for orthopedic purpose of FIG. 1.

(56) **References Cited**

U.S. PATENT DOCUMENTS

D336,090 S * 6/1993 Lacorazza D15/7
D510,939 S * 10/2005 Nikolayev et al. D15/9
D556,215 S * 11/2007 Saunders et al. D15/7
D556,781 S * 12/2007 Saunders et al. D15/7

1 Claim, 6 Drawing Sheets




FIG. 1




FIG. 2




FIG. 3




FIG. 4




FIG. 5




FIG. 6




FIG. 7

