



US00D669082S

(12) **United States Design Patent**
Sato

(10) **Patent No.:** **US D669,082 S**

(45) **Date of Patent:** **** Oct. 16, 2012**

(54) **SCANNER**

(75) Inventor: **Yukihiko Sato**, Nagoya (JP)

(73) Assignee: **Brother Industries, Ltd.**, Nagoya (JP)

(**) **Term: 14 Years**

(21) Appl. No.: **29/378,808**

(22) Filed: **Nov. 10, 2010**

(30) **Foreign Application Priority Data**

May 10, 2010 (JP) 2010-11204

May 10, 2010 (JP) 2010-11205

(51) **LOC (9) Cl.** **14-02**

(52) **U.S. Cl.** **D14/425**

(58) **Field of Classification Search** D14/420–425,
D14/463–470, 203.3, 203.7, 248–250, 453,
D14/496; D18/14, 19, 36–37, 50, 54, 54.1,
D18/55; 400/613, 613.1–613.4, 690, 690.1–690.4,
400/691–694; 235/470; 355/40, 72, 75;
358/474, 486, 488, 494, 497

See application file for complete search history.

(56) **References Cited**

U.S. PATENT DOCUMENTS

D270,061 S *	8/1983	Ackeret	D14/389
D282,470 S *	2/1986	Dayton	D18/54
D295,528 S *	5/1988	Masaki et al.	D18/37
D304,177 S *	10/1989	Hara	D18/37
D318,654 S *	7/1991	Huang	D14/425
D322,982 S *	1/1992	Tashiro	D18/54
D339,372 S *	9/1993	Kando	D18/50
D340,721 S *	10/1993	Hirose et al.	D14/464
D351,378 S *	10/1994	Nakazawa et al.	D14/424
D384,945 S *	10/1997	Takada et al.	D14/420
D421,425 S *	3/2000	Yamano et al.	D14/425
D448,403 S *	9/2001	Omuro et al.	D14/425
D454,128 S *	3/2002	Yamano et al.	D14/420
D456,412 S *	4/2002	Khovaylo et al.	D14/420

D478,910 S *	8/2003	Khovaylo et al.	D14/425
6,606,170 B1 *	8/2003	Frick	358/474
D484,532 S *	12/2003	Seo et al.	D18/50
D491,220 S *	6/2004	Whitehorn et al.	D18/50
D494,979 S *	8/2004	Su et al.	D14/453
6,850,343 B1 *	2/2005	Saito	358/474
6,947,185 B2 *	9/2005	Khovaylo et al.	358/474
D513,260 S *	12/2005	Ke et al.	D14/425
D513,617 S *	1/2006	Tierney	D14/496
6,990,311 B2 *	1/2006	Pyle et al.	355/75
D519,151 S *	4/2006	Tashiro	D18/54
D524,319 S *	7/2006	Zamanian	D14/447
D525,626 S *	7/2006	Fukunaga et al.	D14/462
D532,786 S *	11/2006	Iseki	D14/365
7,154,580 B2 *	12/2006	Silverbrook	355/40
D535,324 S *	1/2007	Park et al.	D18/50
D541,332 S *	4/2007	Tsuchiya	D18/50
7,224,494 B2 *	5/2007	Saitou et al.	358/474
7,265,879 B2 *	9/2007	Mui et al.	358/497
D562,589 S *	2/2008	Mellon	D6/449
D563,461 S *	3/2008	Kobayashi et al.	D18/50
D573,179 S *	7/2008	Bae et al.	D18/50
D584,346 S *	1/2009	Sumi	D18/50
7,535,603 B2 *	5/2009	Suga	358/474
D595,712 S *	7/2009	Guery et al.	D14/341
D599,754 S *	9/2009	Xie et al.	D14/125
7,583,416 B2 *	9/2009	Brugger et al.	358/474

(Continued)

Primary Examiner — Cathy A MacCormac

(74) *Attorney, Agent, or Firm* — Oliff & Berridge, PLC

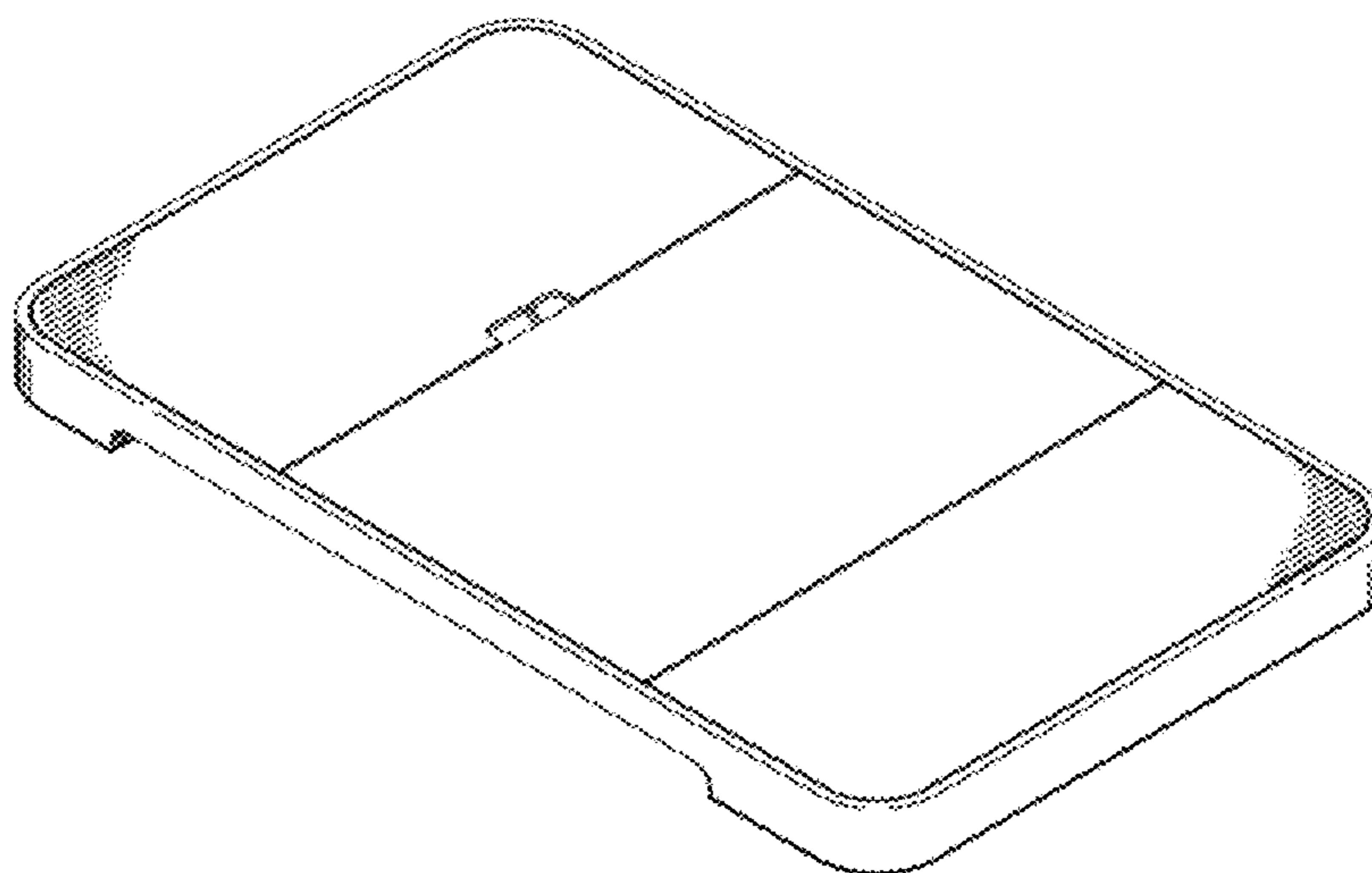
(57) **CLAIM**

The ornamental design for a scanner, as shown and described.

DESCRIPTION

FIG. 1 is a perspective view of a scanner;
FIG. 2 is a front view thereof;
FIG. 3 is a top view thereof;
FIG. 4 is a right-side view thereof, the left-side view being a mirror image of the right-side view;
FIG. 5 is a rear view thereof; and,
FIG. 6 is a bottom view thereof.

1 Claim, 3 Drawing Sheets



US D669,082 S

Page 2

U.S. PATENT DOCUMENTS

D607,502	S *	1/2010	Lee et al.	D18/50	D644,247	S *	8/2011	Kim et al.	D14/203.3
D607,925	S *	1/2010	Morrison et al.	D18/50	D645,078	S *	9/2011	Kim et al.	D18/50
7,646,514	B2 *	1/2010	Spears et al.	358/474	D645,896	S *	9/2011	Iwai et al.	D18/50
D609,270	S *	2/2010	Kato et al.	D18/55	D648,377	S *	11/2011	Miyauchi et al.	D18/50
D613,791	S *	4/2010	Yoshioka et al.	D18/55	D653,873	S *	2/2012	Chauss et al.	D6/406.3
D614,234	S *	4/2010	Ishikawa et al.	D18/55	D654,074	S *	2/2012	Wood et al.	D14/341
D631,479	S *	1/2011	Komuro et al.	D14/422	2005/0063024	A1 *	3/2005	Wang	358/494
D643,039	S *	8/2011	Wilday et al.	D18/50					

* cited by examiner

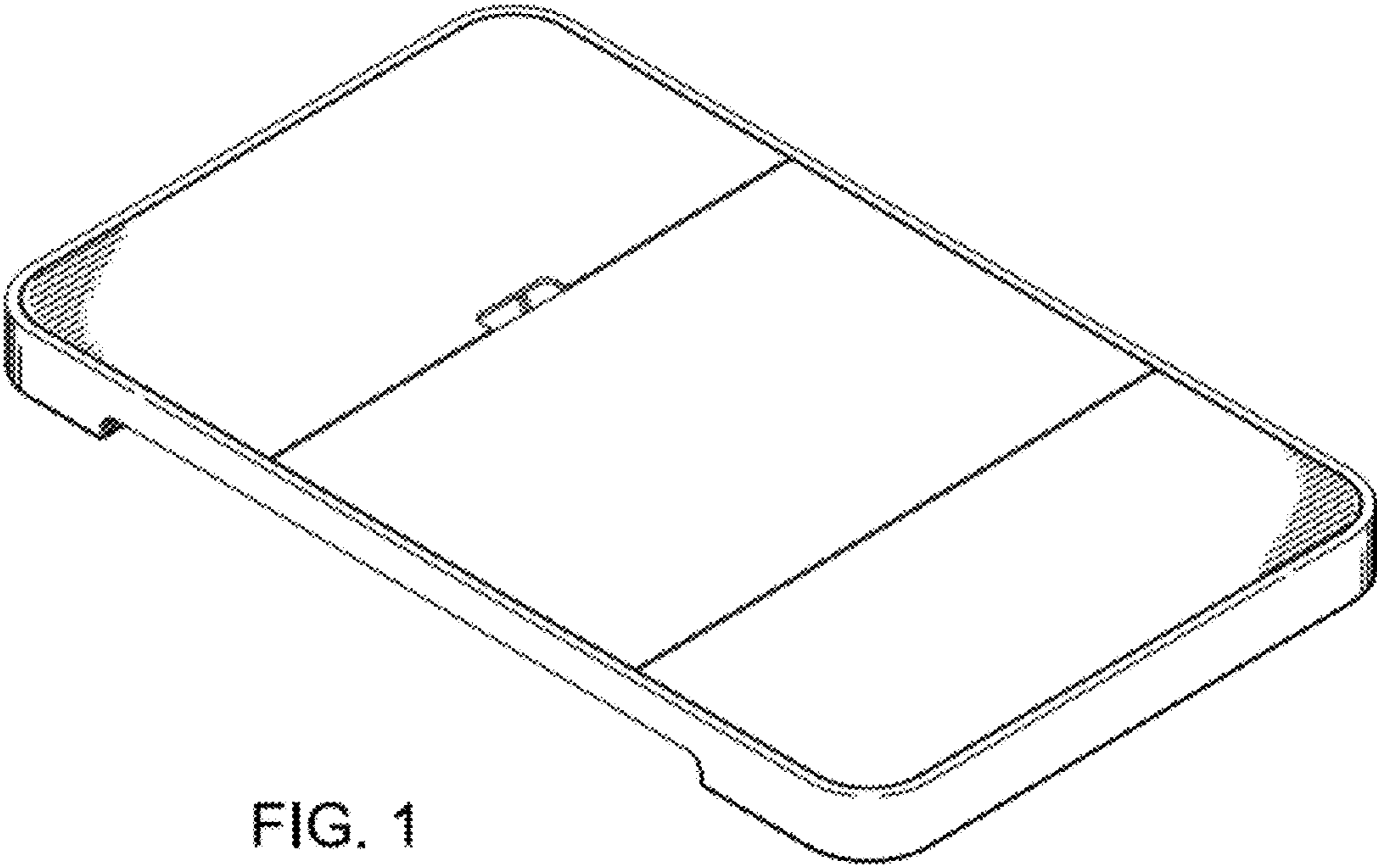


FIG. 1

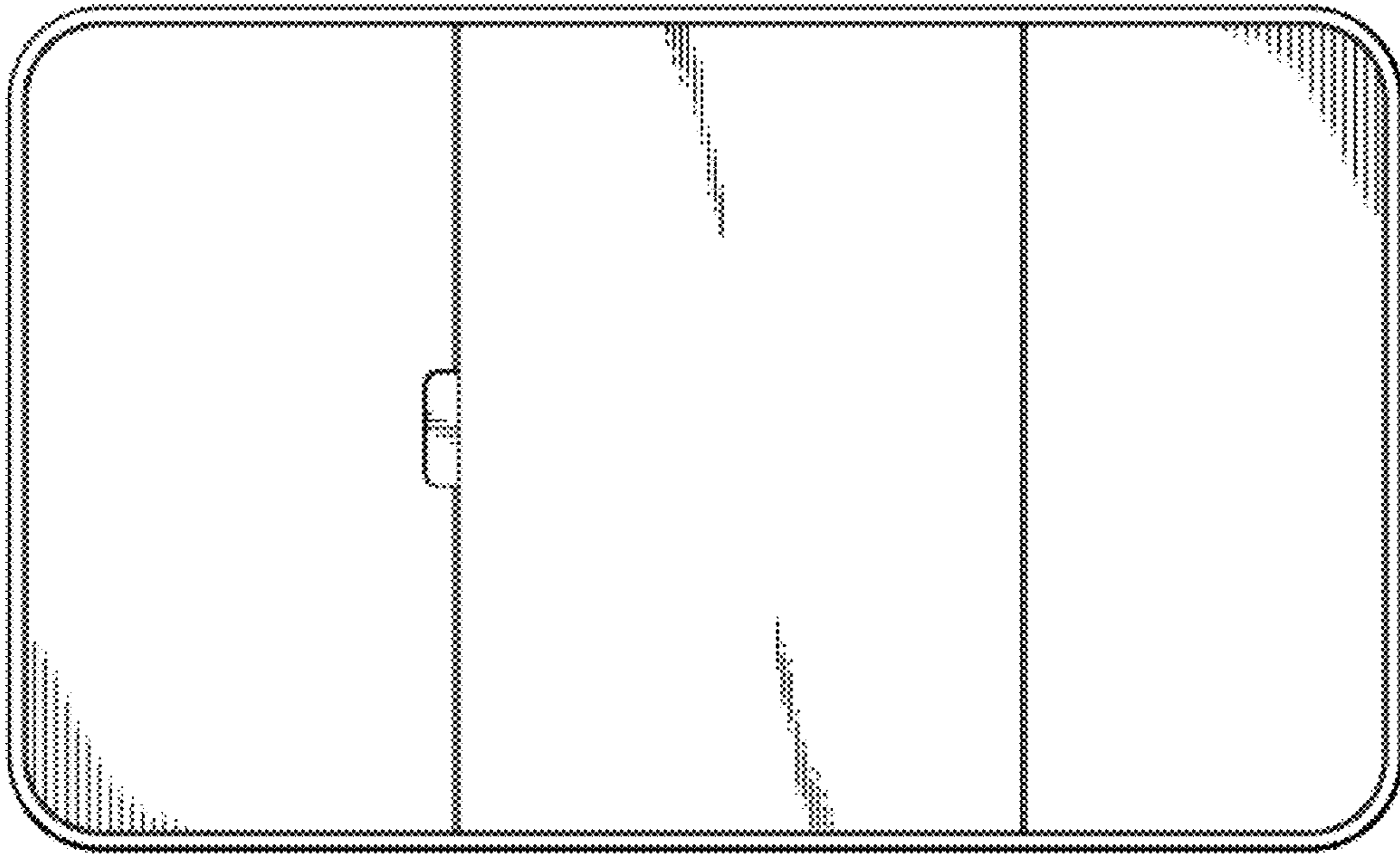


FIG. 3




FIG. 2



FIG. 4



FIG. 5

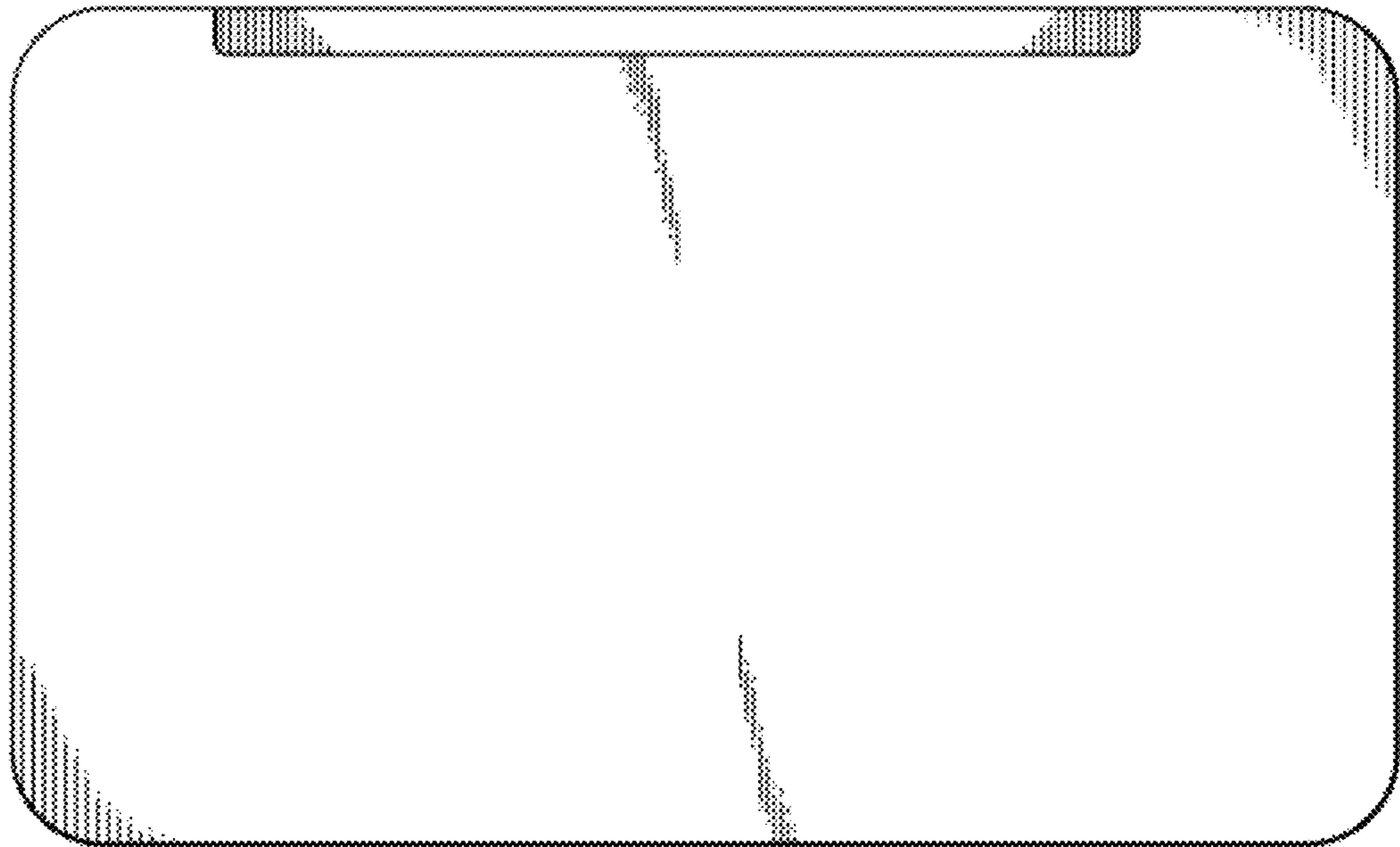


FIG. 6