



US00D669061S

(12) **United States Design Patent**
Li

(10) **Patent No.:** **US D669,061 S**

(45) **Date of Patent:** **** Oct. 16, 2012**

(54) **COVER OF AN ELECTRONIC DEVICE
HAVING SURFACE ORNAMENTATION**

(75) Inventor: **Bin Li**, Shenzhen (CN)

(73) Assignee: **FIH (Hong Kong) Limited**, Kowloon (HK)

(**) Term: **14 Years**

(21) Appl. No.: **29/417,688**

(22) Filed: **Apr. 6, 2012**

(51) **LOC (9) Cl.** **14-03**

(52) **U.S. Cl.** **D14/248**

(58) **Field of Classification Search** D14/248,
D14/138 R, 138 AA, 138 AB, 138 AC, 138 AD,
D14/138 C, 138 G, 203.7, 341-347, 250,
D14/440, 140, 240, 251-253, 439, 299, 238.1,
D14/217, 218, 168-169, 172, 496, 247, 203;
D3/201, 218, 269, 273, 301, 303, 248; D21/458;
455/575.1, 575.3, 575.4, 575.8, 556.1, 556.2;
D25/103, 110, 111, 117, 118, 145, 154, 155,
D25/156, 157, 158; D5/2, 3, 4, 7, 19, 23,
D5/24, 32, 36, 39, 46, 48, 55, 56, 66, 99,
D5/37-38, 41, 58-63, 1, 47, 26, 20, 57, 53,
D5/12, 17, 11, 49, 5, 8, 27, 64, 65; D13/103,
D13/108, 107; D6/595, 596, 601, 602, 603,
D6/610, 611, 612, 616, 617, 621, 622, 615,
D6/585; D11/22, 96, 131, 132, 140, 1, 125;
D32/40; D12/213; 15/215; 428/30, 38;
52/506.06, 316; D1/104, 105, 108; D2/741;
D24/208; D29/108

See application file for complete search history.

(56) **References Cited**

U.S. PATENT DOCUMENTS

D1,666 S * 11/1862 Ney D5/37
D5,561 S * 2/1872 Reeves D25/145
D11,656 S * 2/1880 Flanigan D13/103

D11,796 S * 6/1880 Lewis D13/103
245,772 A * 8/1881 Boshardt 428/12
281,679 A * 7/1883 Fechteler 52/316
289,811 A * 12/1883 Cheesman 52/316

(Continued)

OTHER PUBLICATIONS

Clipart of Guilloche pattern with rosette, <URL:http://www.fotosearch.com/CSP474/k4744521/>, retrieved from internet on May 4, 2012.*

Primary Examiner — Carla Jobe Wright

(74) *Attorney, Agent, or Firm* — Altis Law Group, Inc.

(57) **CLAIM**

The ornamental design for a cover of an electronic device having surface ornamentation, as shown and described.

DESCRIPTION

The present application is related to copending U.S. patent applications Ser. Nos. 29/417,685, 29/417,686, 29/417,687, and 29/417,689, each entitled "Cover of an Electronic Device Having Surface Ornamentation", by Bin Li. These applications have the same assignee as the present application and have been concurrently filed herewith. The above-identified applications are incorporated herein by reference.

FIG. 1 is a perspective view of a cover of an electronic device having surface ornamentation showing my new design;

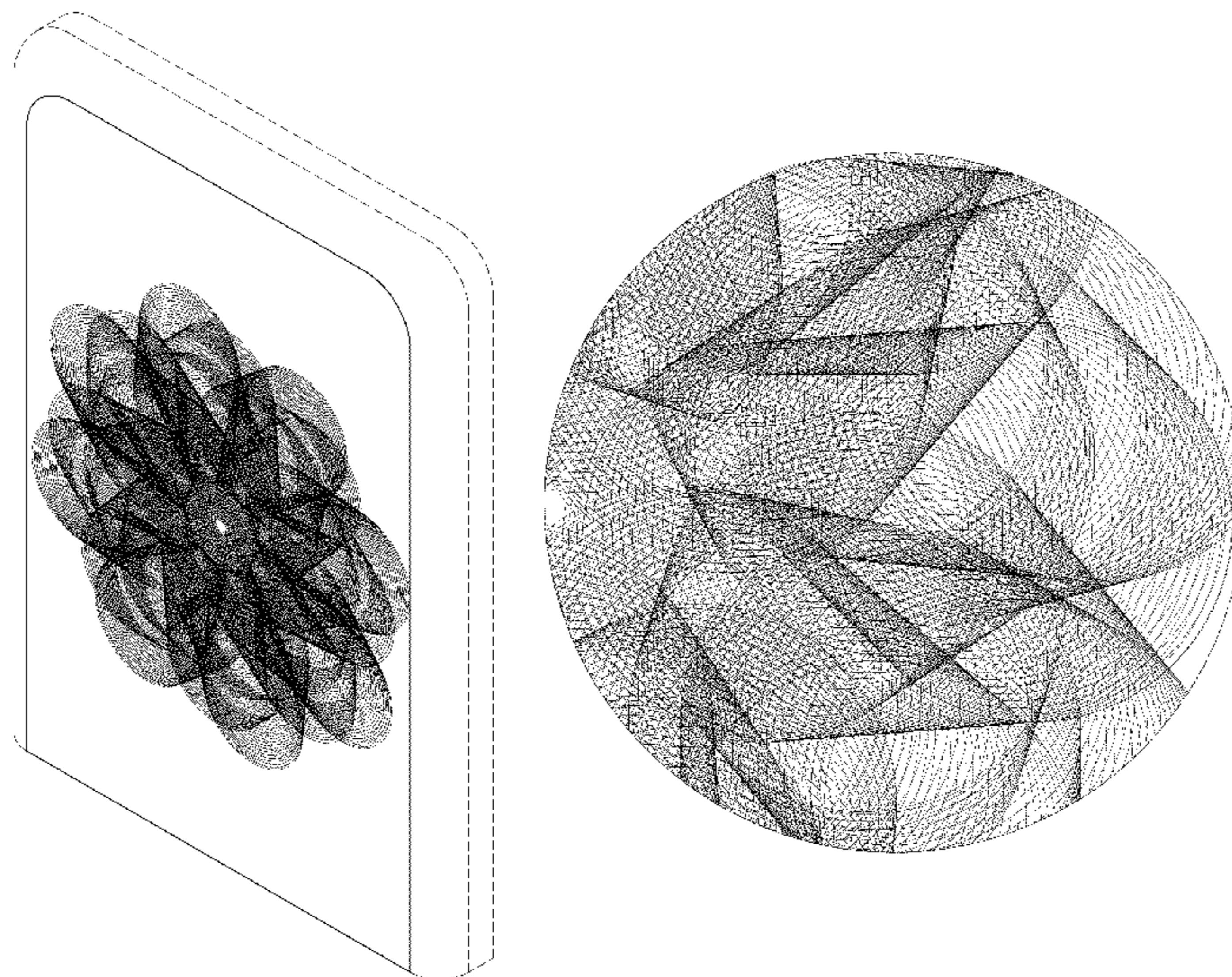
FIG. 2 is a front elevational view thereof;

FIG. 3 is a side elevational view thereof; and,

FIG. 4 is an enlarged fragmentary view thereof showing circled portion 4 in FIG. 2.

In FIGS. 1-3, the evenly segmented broken lines indicate portions of the cover of an electronic device having surface ornamentation that form no part of the claimed design. In FIGS. 2 and 4, the unevenly segmented broken lines indicate the portion of the design that is shown on an enlarged scale in FIG. 4. The broken lines form no part of the claimed design.

1 Claim, 4 Drawing Sheets



US D669,061 S

Page 2

U.S. PATENT DOCUMENTS

D23,059 S *	2/1894	Felt	D5/59	D180,165 S *	4/1957	Tupper	D6/615
D53,469 S *	6/1919	Samour	D21/458	D197,845 S *	3/1964	Parson	D25/158
1,549,110 A *	8/1925	Greger	446/217	4,163,817 A *	8/1979	DiCarlantonio et al.	428/33
D110,858 S *	8/1938	Egerton	D21/458	D253,776 S *	12/1979	Molenaar	D21/458
D115,377 S *	6/1939	Rubino	D6/595	D262,954 S *	2/1982	Shores	D11/132
D131,496 S *	3/1942	Schwarber	D5/63	D495,272 S *	8/2004	Yedlin et al.	D11/184
D168,068 S *	10/1952	Phillippe	D11/76	D606,525 S *	12/2009	Chen et al.	D14/248
D177,132 S *	3/1956	Katz	D11/76	D657,338 S *	4/2012	Chung	D14/138 AA

* cited by examiner

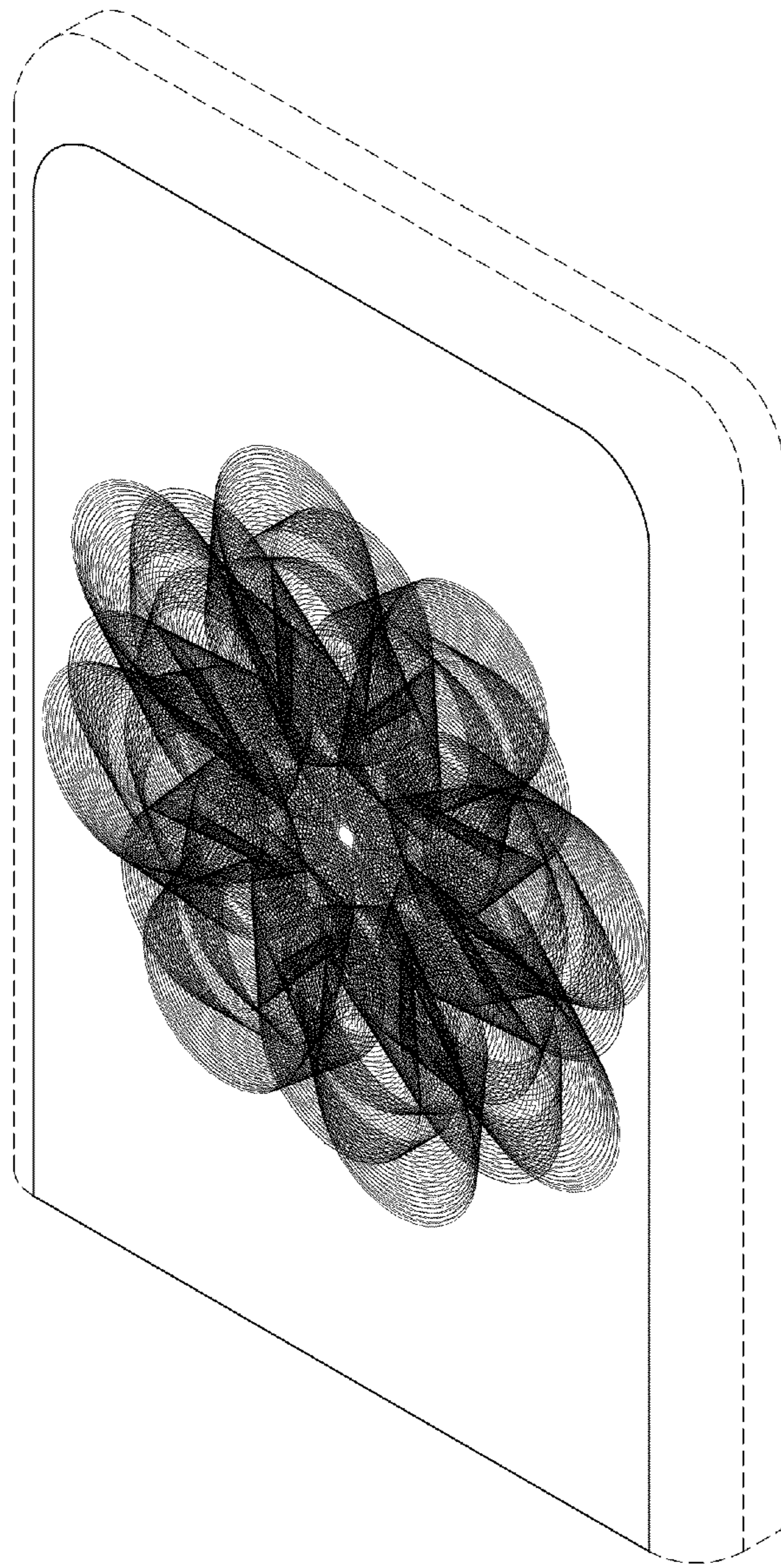


FIG. 1

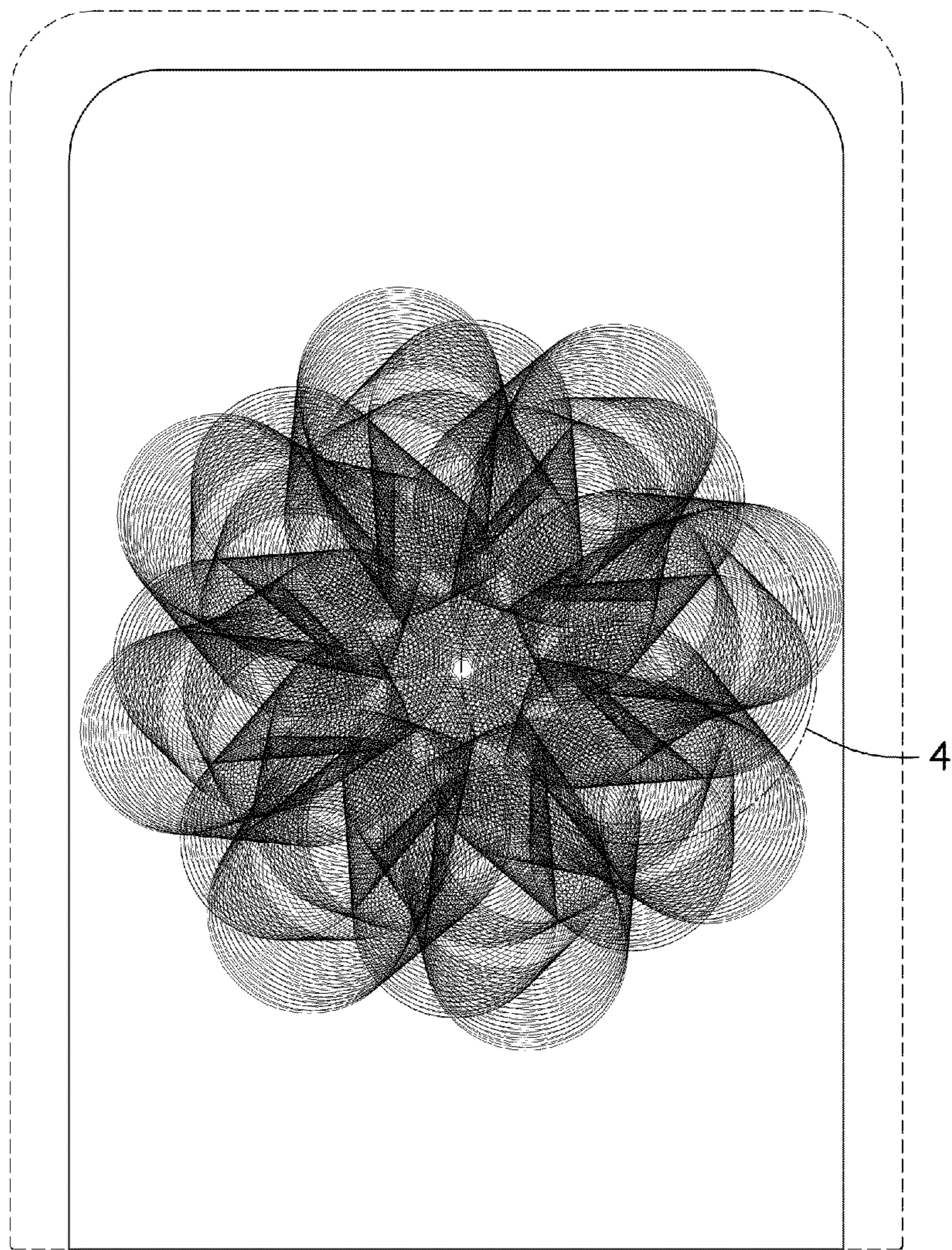


FIG. 2

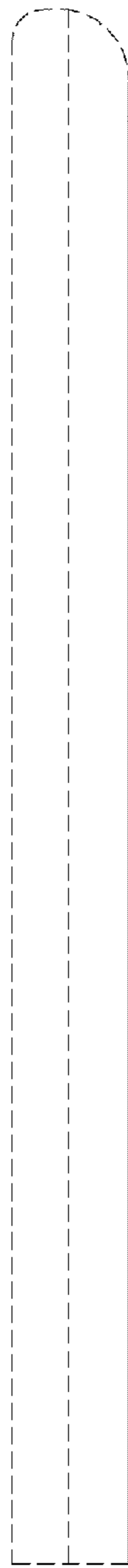


FIG. 3

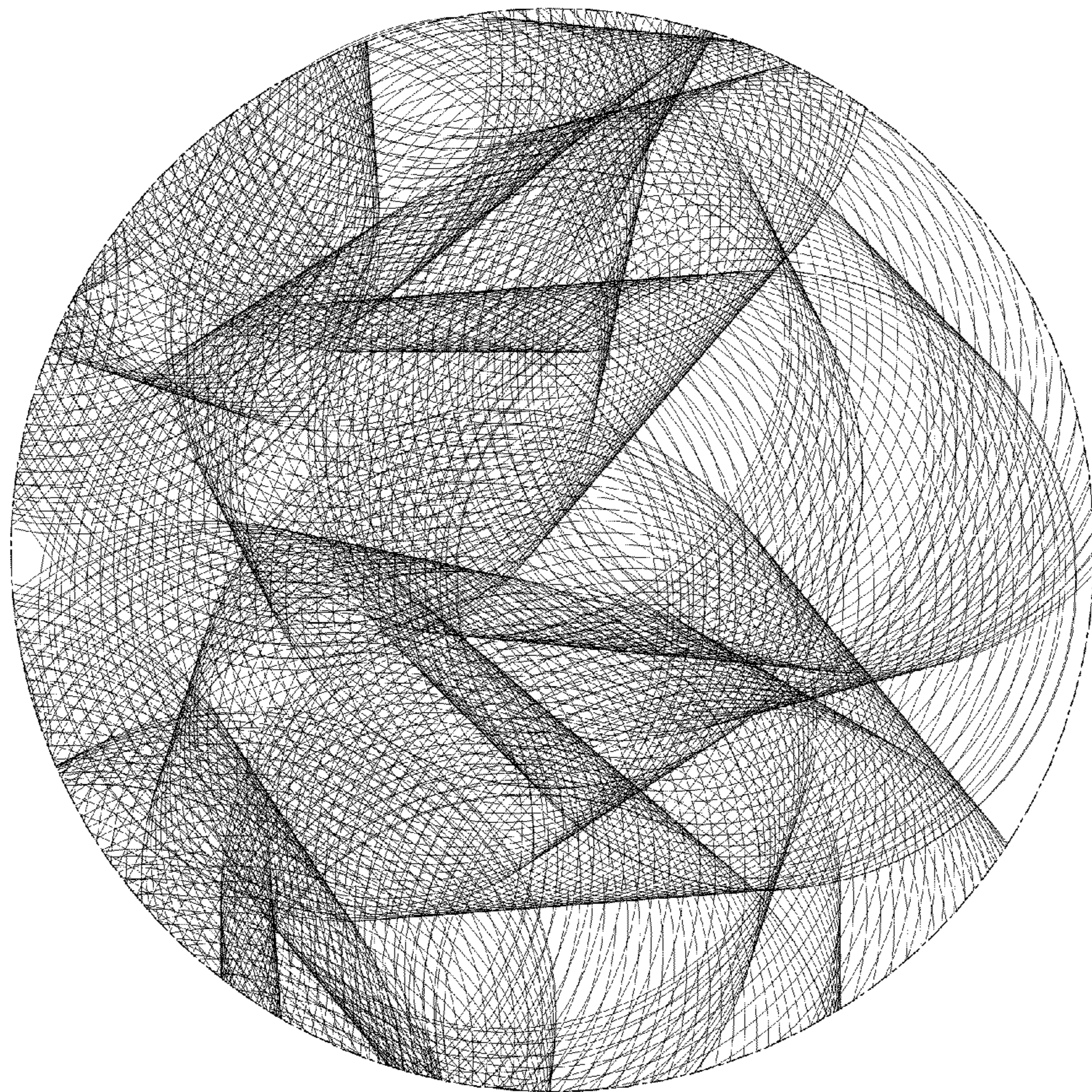


FIG. 4