

US00D669060S

(12) **United States Design Patent**
Huang

(10) **Patent No.:** **US D669,060 S**
(45) **Date of Patent:** **** Oct. 16, 2012**

(54) **COMMUNICATION DEVICE**
(75) Inventor: **Chih-hua Huang**, New Taipei (TW)
(73) Assignees: **Askey Technology (Jiangsu) Ltd.** (CN);
Askey Computer Corp. (TW)

D593,066 S * 5/2009 Sheba et al. D14/203.1
D603,834 S * 11/2009 Lyman et al. D14/155
D606,549 S * 12/2009 He D14/480.7
D609,687 S * 2/2010 Lyman et al. D14/155
D613,727 S * 4/2010 Xie et al. D14/240
D641,019 S * 7/2011 Chen et al. D14/356

* cited by examiner

(**) Term: **14 Years**
(21) Appl. No.: **29/398,833**
(22) Filed: **Aug. 5, 2011**

Primary Examiner — Bridget L Eland
(74) *Attorney, Agent, or Firm* — Schmeiser, Olsen & Watts,
LLP

(30) **Foreign Application Priority Data**

Jul. 8, 2011 (TW) 100303505

(51) **LOC (9) Cl.** **14-03**
(52) **U.S. Cl.** **D14/240; D14/358**
(58) **Field of Classification Search** D14/240,
D14/242, 357, 358, 140–140.2, 140.5, 155,
D14/137, 348, 349, 351, 354, 355; 375/222;
455/557; 709/203, 217–250; 725/111
See application file for complete search history.

(57) **CLAIM**
The ornamental design for a communication device, as shown
and described.

DESCRIPTION

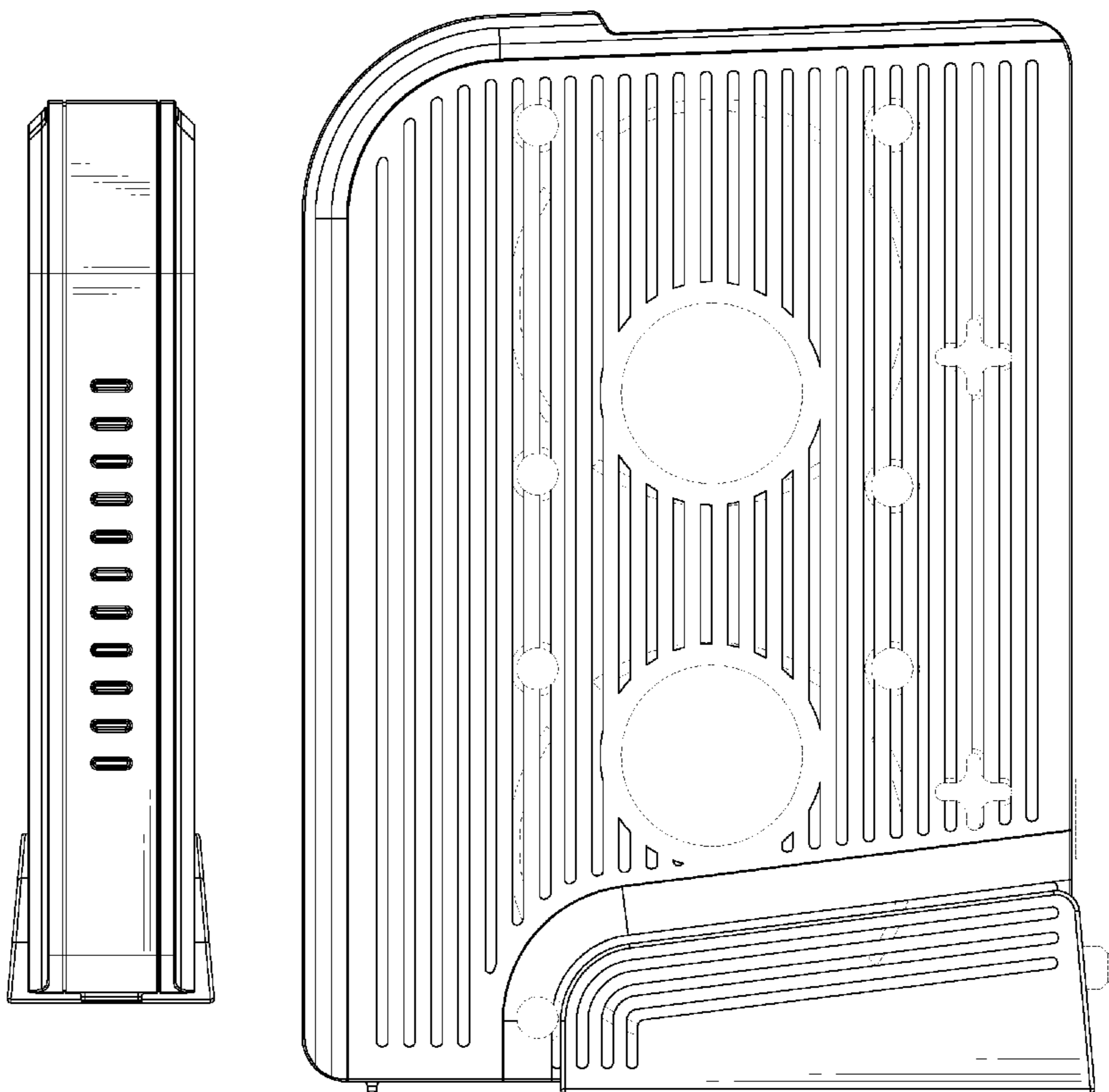
FIG. 1 is a perspective view of a communication device
showing my new design;
FIG. 2 is a front elevational view thereof;
FIG. 3 is a rear elevational view thereof;
FIG. 4 is a left side elevational view thereof;
FIG. 5 is a right side elevational view thereof;
FIG. 6 is a top plan view thereof; and,
FIG. 7 is a bottom plan view thereof.
The broken lines immediately adjacent to the claimed areas
that define unshaded regions represent unclaimed boundaries
while all other broken lines are directed to environment and
are for illustrative purposes only; the broken lines form no
part of the claimed design.

(56) **References Cited**

U.S. PATENT DOCUMENTS

D514,563 S * 2/2006 Kuramashi et al. D14/358
D535,650 S * 1/2007 Wong et al. D14/240
D542,289 S * 5/2007 Diebel D14/356
D566,710 S * 4/2008 Chun et al. D14/358
D591,744 S * 5/2009 Shimizu D14/356

1 Claim, 7 Drawing Sheets



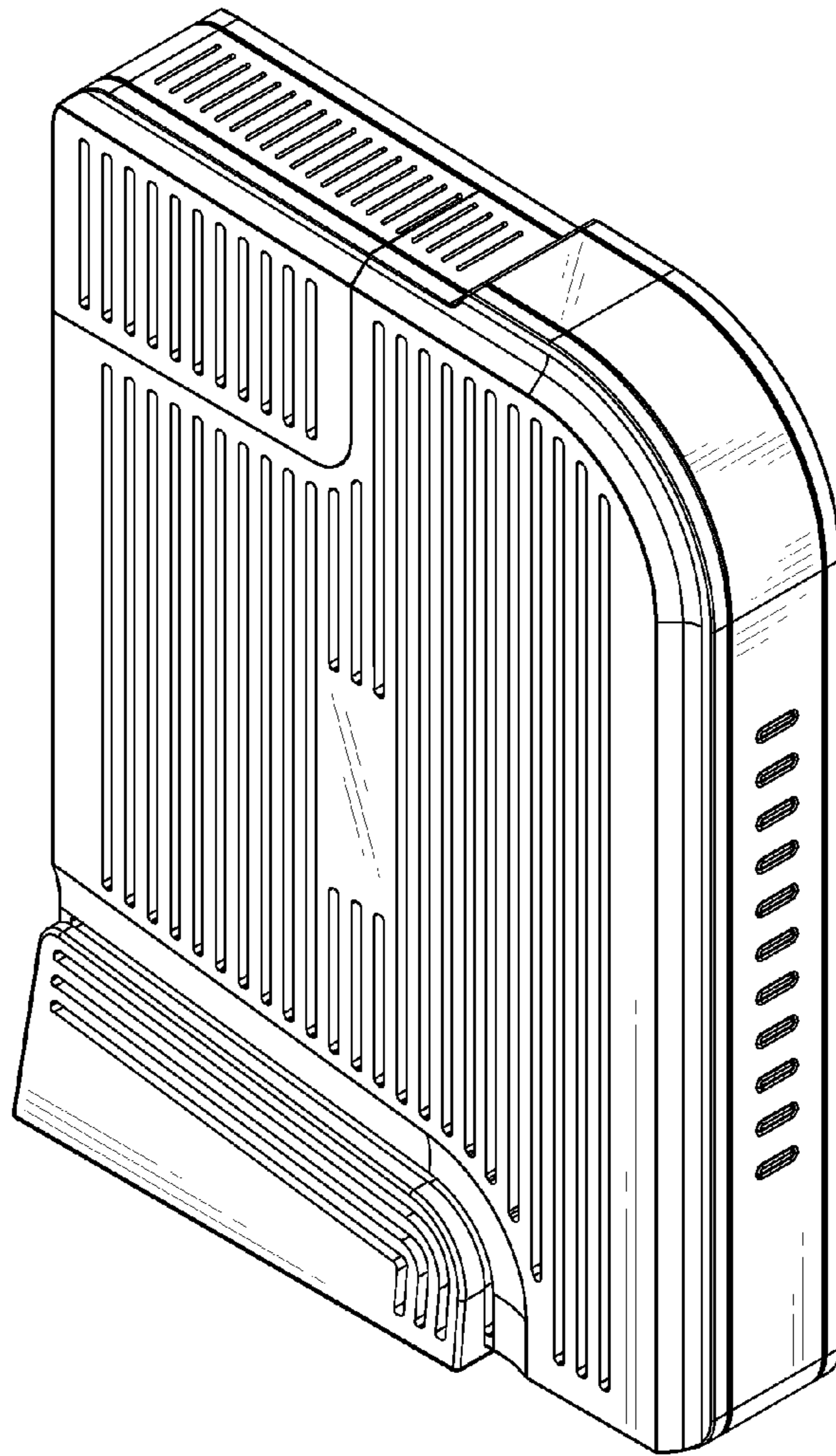


FIG. 1

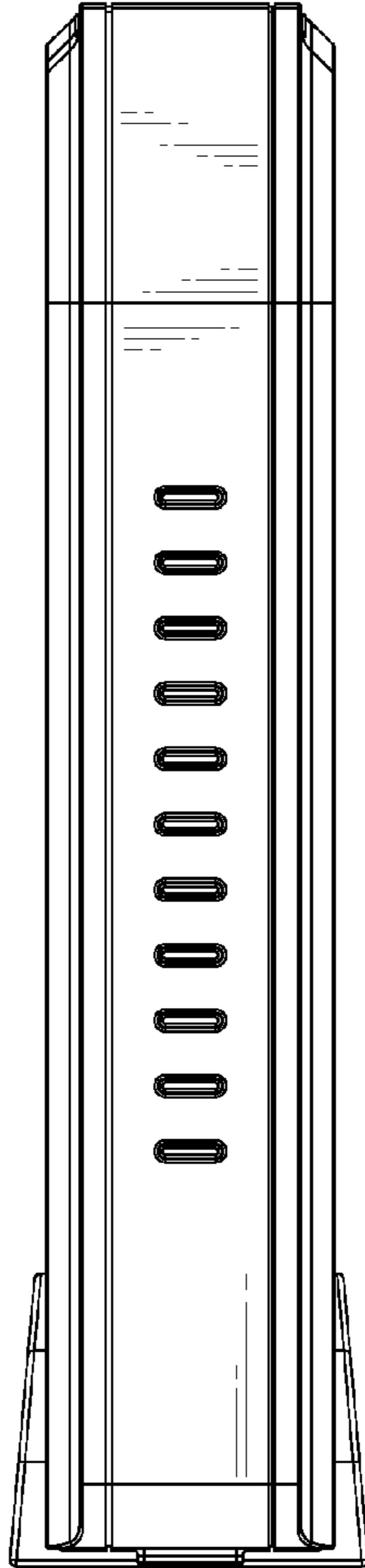


FIG. 2

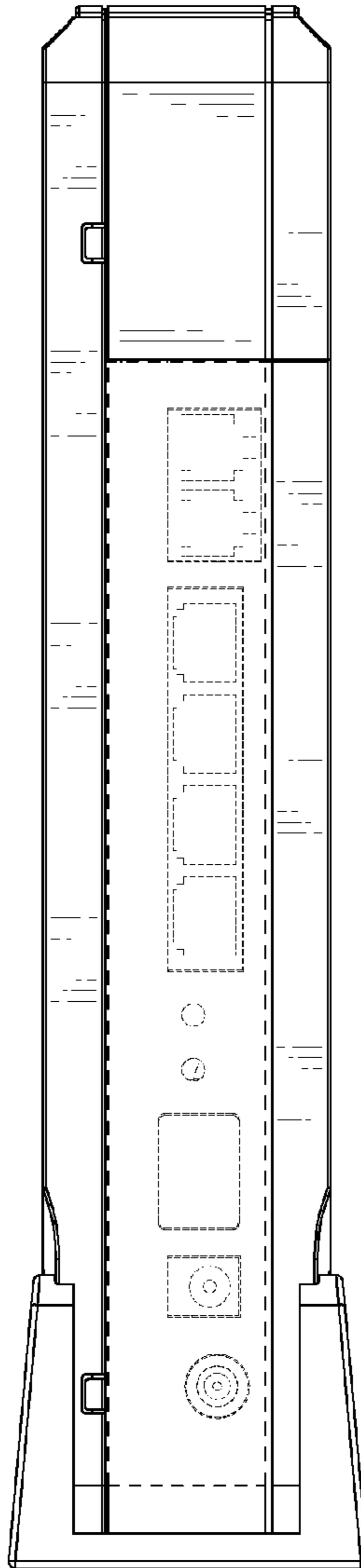


FIG. 3

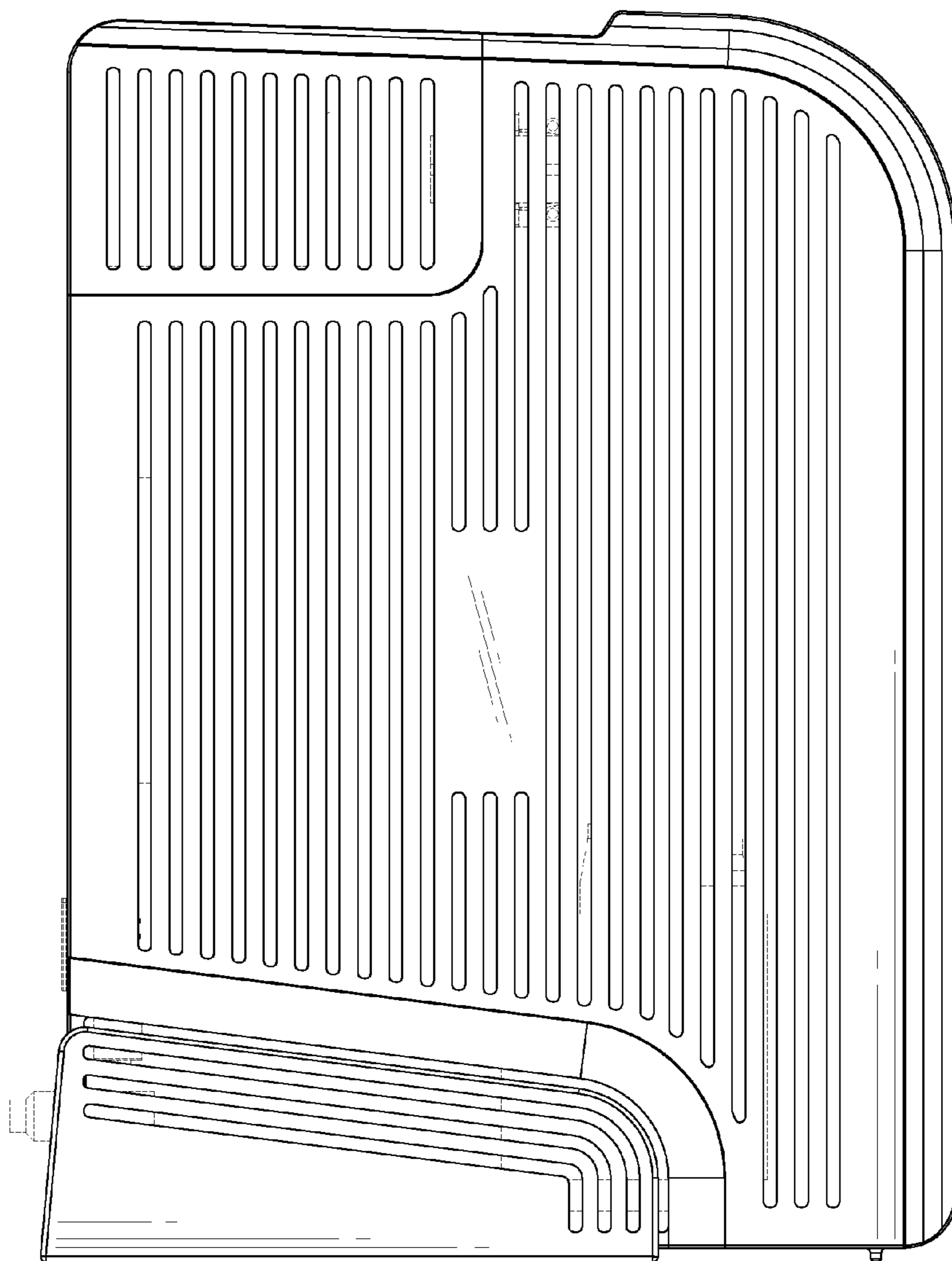


FIG. 4

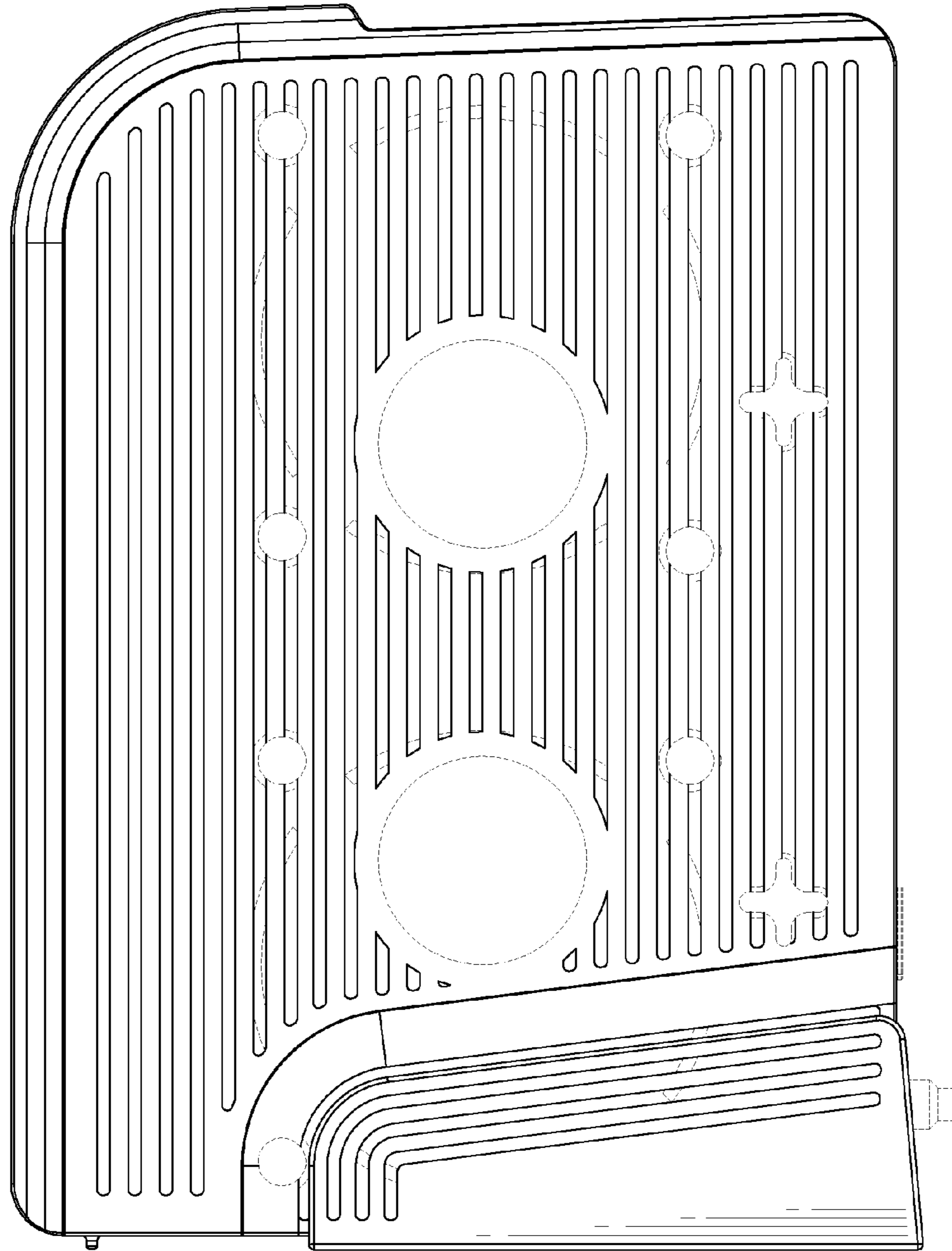


FIG. 5

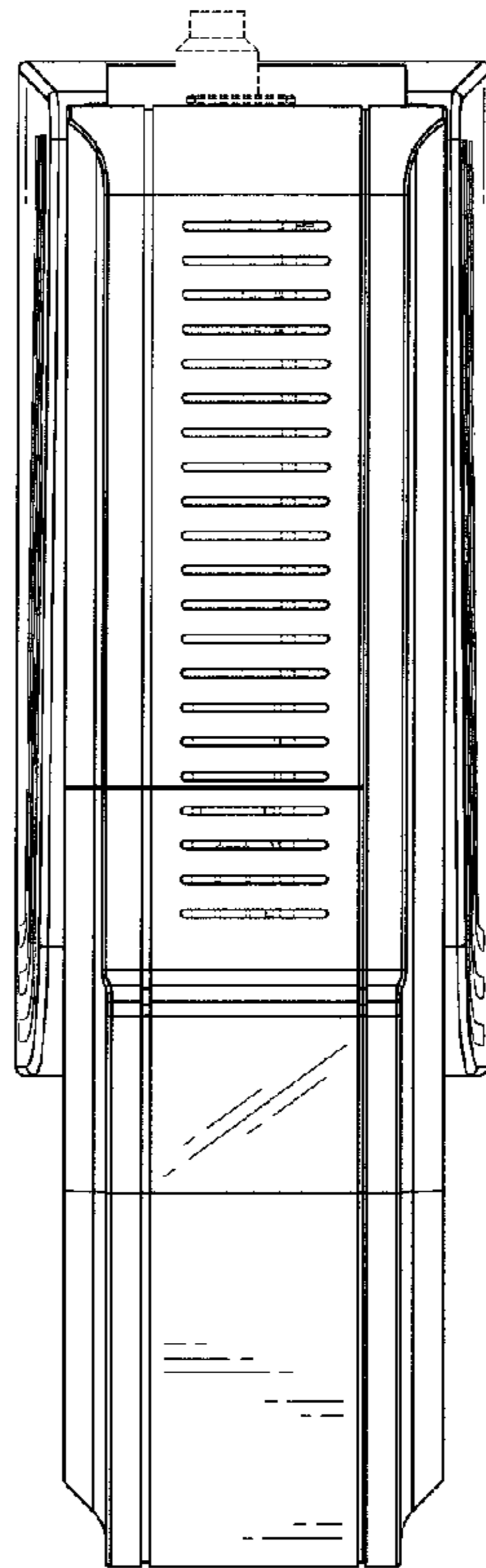


FIG. 6




FIG. 7