



US00D669023S

(12) **United States Design Patent**
Kato

(10) **Patent No.:** **US D669,023 S**
(45) **Date of Patent:** **** Oct. 16, 2012**

(54) **TIRE**

(75) Inventor: **Keiichi Kato**, Tokyo (JP)

(73) Assignee: **Bridgestone Corporation**, Tokyo (JP)

(**) Term: **14 Years**

(21) Appl. No.: **29/399,084**

(22) Filed: **Aug. 9, 2011**

(30) **Foreign Application Priority Data**

Feb. 10, 2011 (JP) 2011-002883

(51) **LOC (9) Cl.** **12-16**

(52) **U.S. Cl.** **D12/583**

(58) **Field of Classification Search** D12/568-603;
152/209.1-209.28

See application file for complete search history.

(56) **References Cited**

U.S. PATENT DOCUMENTS

6,488,064 B1 * 12/2002 Radulescu 152/209.14
D608,727 S * 1/2010 Brown et al. D12/583

FOREIGN PATENT DOCUMENTS

JP 1187505 S 10/2003

OTHER PUBLICATIONS

Japanese Design Gazette dated Mar. 26, 2012 issued in the counter-
part Japanese Design Application D2011-2883.

* cited by examiner

Primary Examiner — George D Kirschbaum

(74) *Attorney, Agent, or Firm* — Sughrue Mion, PLLC

(57) **CLAIM**

The ornamental design for a tire, as shown and described.

DESCRIPTION

FIG. 1 is a front view of a tire;
FIG. 2 is a perspective view thereof;
FIG. 3 is a plane view thereof;
FIG. 4 is a left side view thereof;
FIG. 5 is a fragmentary enlarged view showing the details of
the tread portion thereof; and,
FIG. 6 is an end view taken along line 6-6 in FIG. 5. thereof.

1 Claim, 6 Drawing Sheets

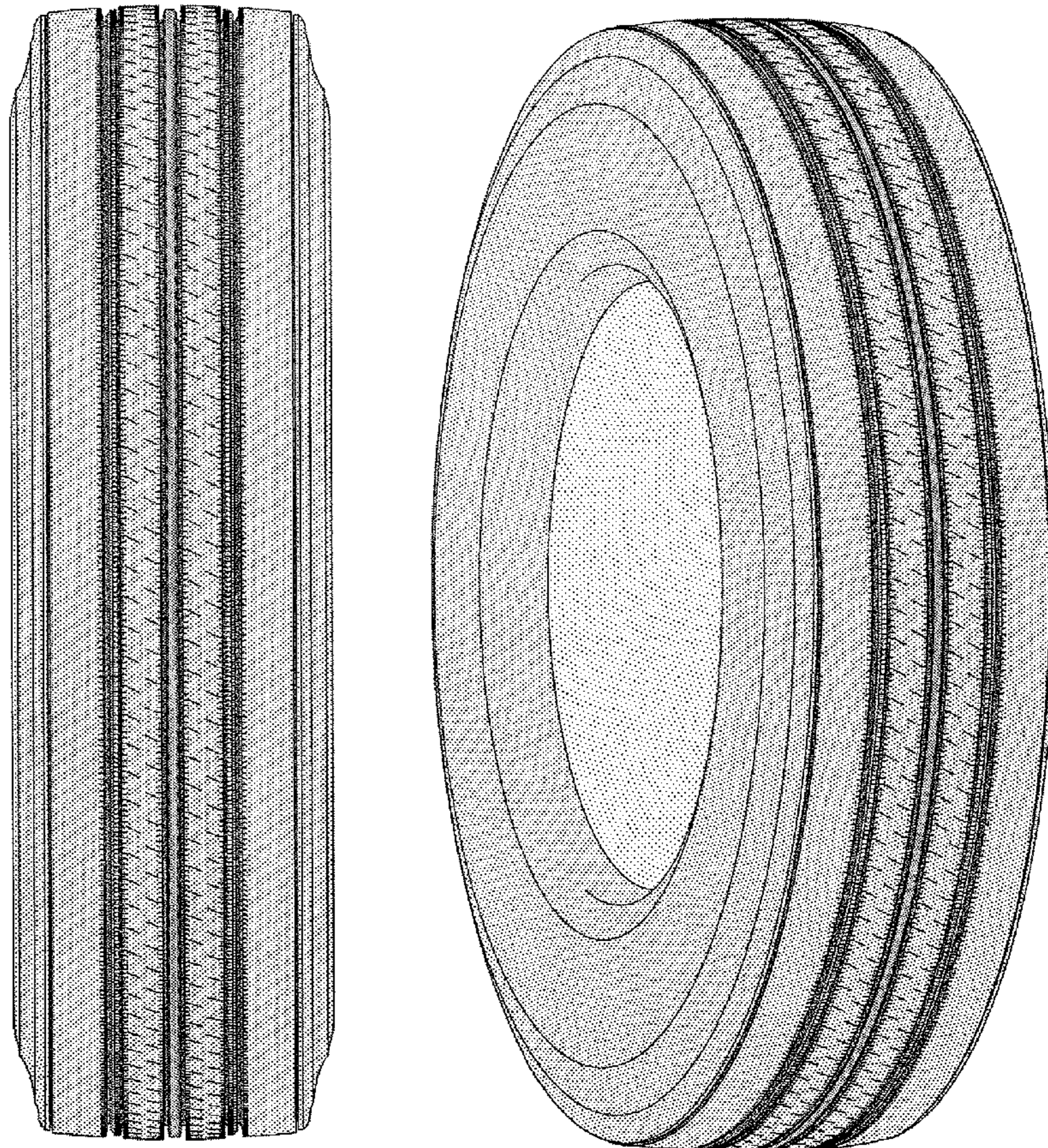


FIG. 1




FIG. 2




FIG. 3

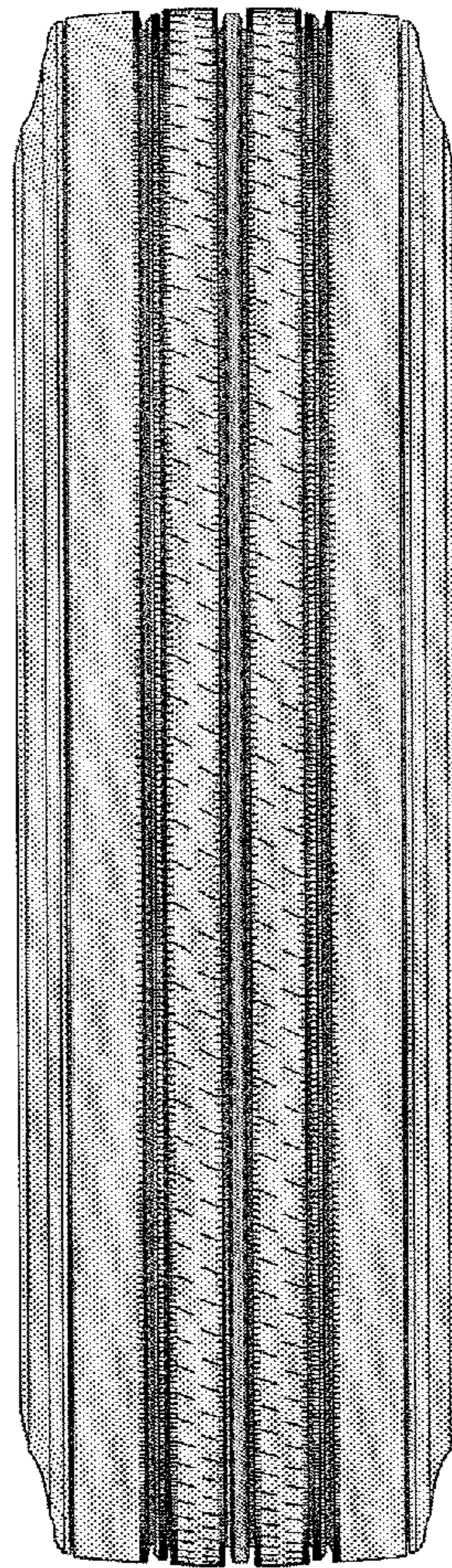


FIG. 4

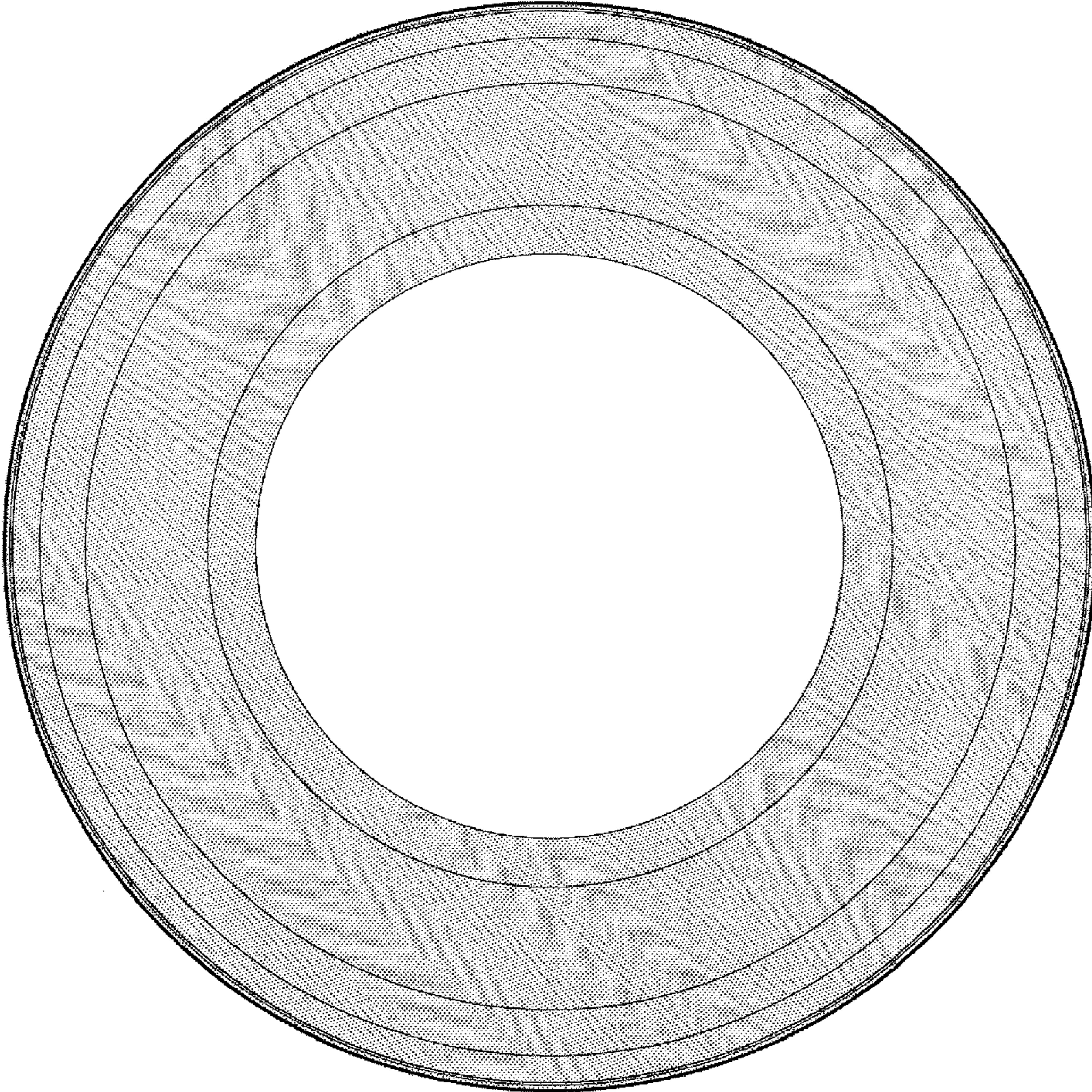


FIG. 5




FIG. 6

