



US00D669013S

(12) **United States Design Patent**
Schreuder

(10) **Patent No.:** **US D669,013 S**

(45) **Date of Patent:** **** Oct. 16, 2012**

(54) **AIRCRAFT GALLEY DOOR**

(75) Inventor: **Tom Schreuder**, Wassenaar (NL)

(73) Assignee: **Driessen Aerospace Group N.V.**,
Alkmaar (NL)

(**) Term: **14 Years**

(21) Appl. No.: **29/407,167**

(22) Filed: **Nov. 23, 2011**

(51) **LOC (9) Cl.** **12-07**

(52) **U.S. Cl.** **D12/345**

(58) **Field of Classification Search** 49/380,
49/372; 52/202; D12/345, 42, 183, 404;
D6/383, 356, 357, 335, 381, 382, 336, 377,
D6/371, 337, 360, 361; 297/245, 118, 244;
244/118.5, 118.1, 13

See application file for complete search history.

(56) **References Cited**

U.S. PATENT DOCUMENTS

D331,215 S * 11/1992 Moreno et al. D12/183
D350,322 S * 9/1994 Carson et al. D12/183
D376,343 S * 12/1996 Alcocer D12/345
D512,366 S * 12/2005 Jones et al. D12/345

D515,014 S * 2/2006 Daniels D12/345
D600,620 S * 9/2009 Schuephaus et al. D12/345
D600,623 S * 9/2009 Fiedler et al. D12/345
D624,481 S * 9/2010 Schuephaus et al. D12/345
D624,483 S * 9/2010 Schuephaus et al. D12/345
D628,529 S * 12/2010 Fiedler et al. D12/345

* cited by examiner

Primary Examiner — Austin Murphy

(74) *Attorney, Agent, or Firm* — Jordan IP Law, LLC

(57) **CLAIM**

The ornamental design for an aircraft galley door, as shown and described.

DESCRIPTION

FIG. 1 illustrates a front perspective view of an aircraft galley door in accordance with an embodiment of the invention.

FIG. 2 illustrates a rear perspective view thereof.

FIG. 3 illustrates a front plan view thereof;

FIG. 4 illustrates a rear plan view thereof;

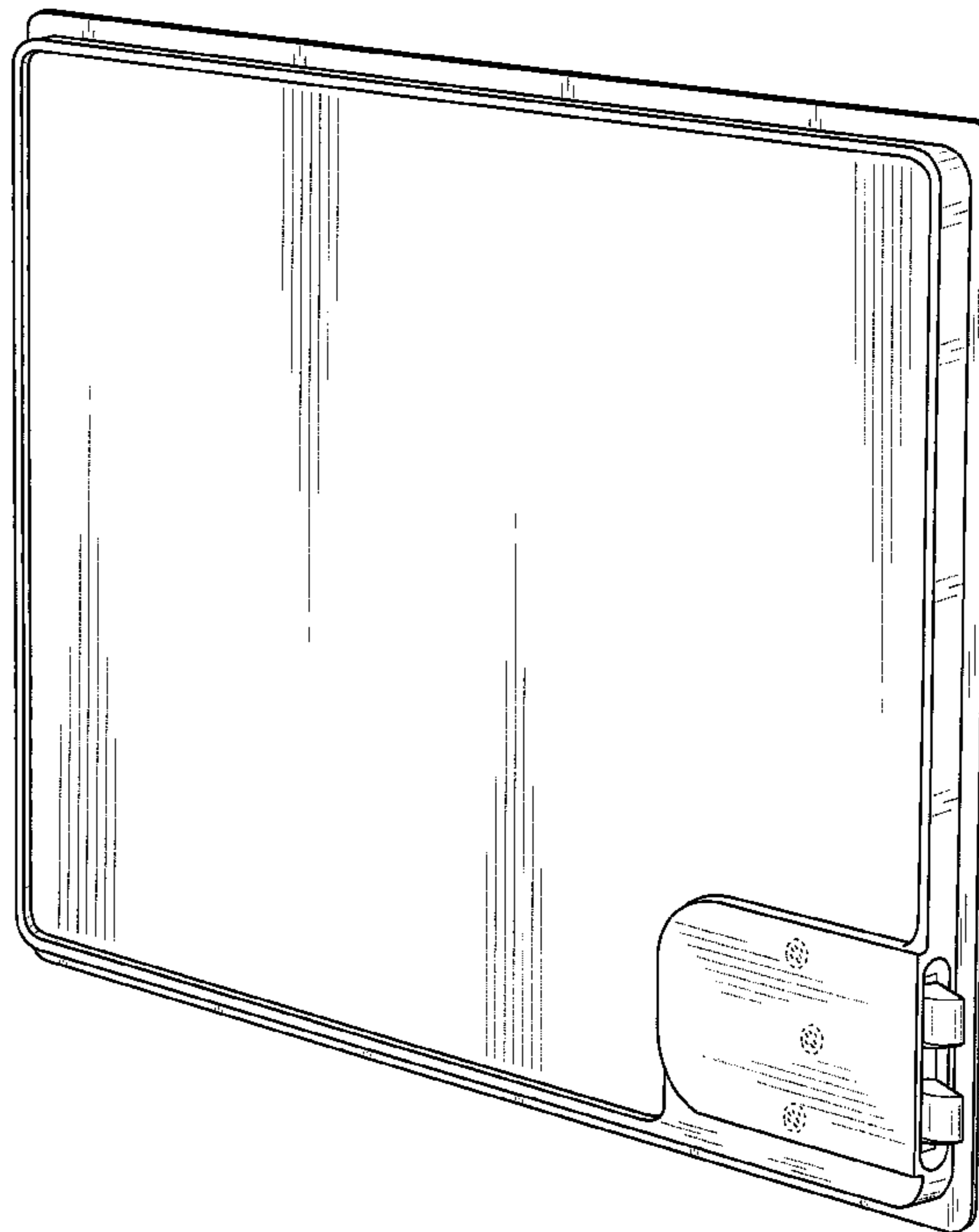

FIG. 5 illustrates a top plan view thereof;

FIG. 6 illustrates a bottom plan view thereof;

FIG. 7 illustrates a side plan view thereof; and,

FIG. 8 illustrates an opposite side plan view thereof.

1 Claim, 6 Drawing Sheets






FIG. 1

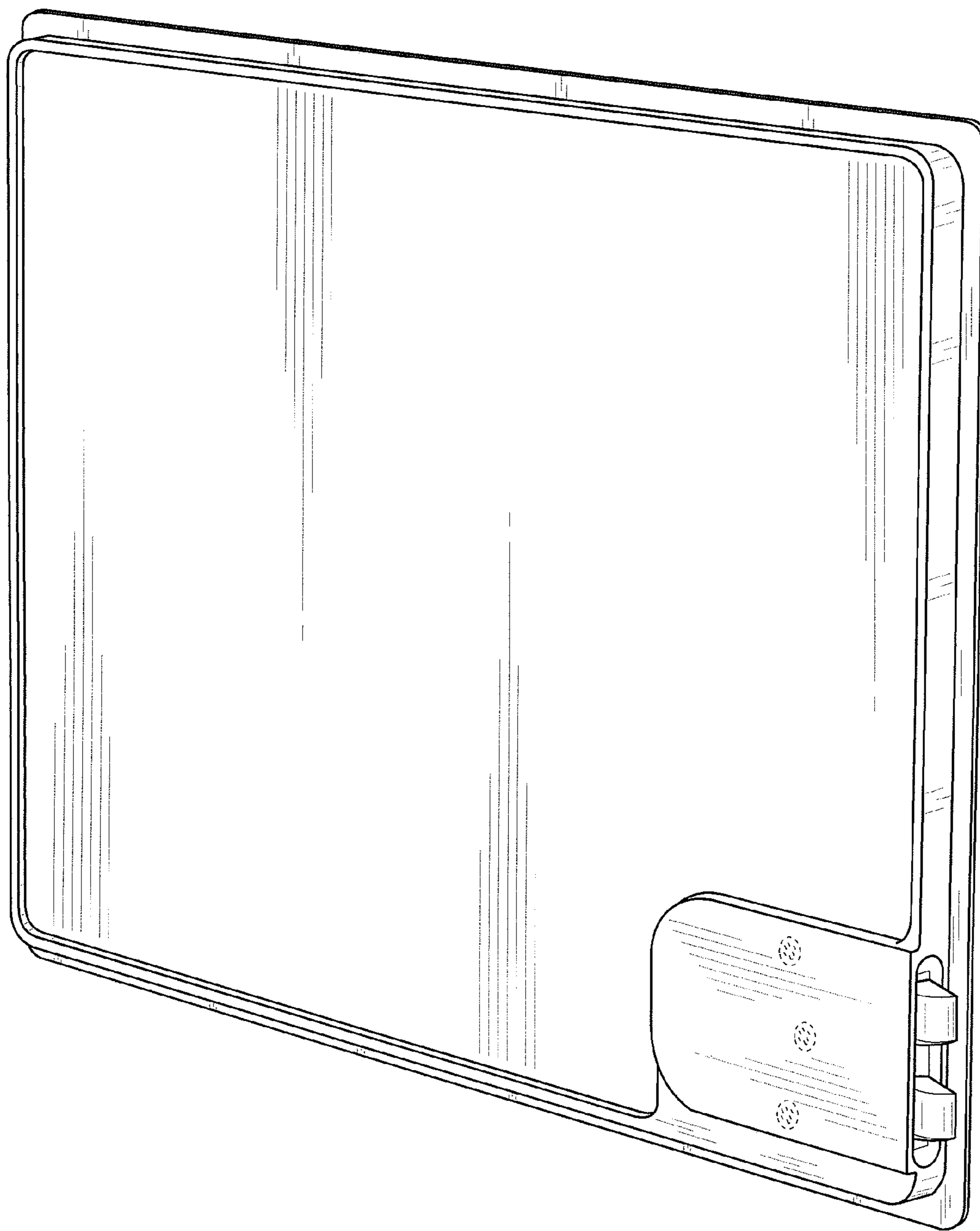


FIG. 2




FIG. 3




FIG. 4




FIG. 5

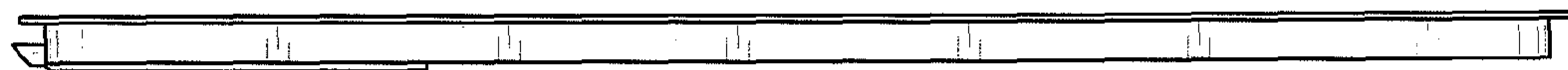


FIG. 6



FIG. 7



FIG. 8