



US00D669003S

(12) **United States Design Patent**  
**Koizumi et al.**

(10) **Patent No.:** **US D669,003 S**

(45) **Date of Patent:** **\*\* Oct. 16, 2012**

(54) **FRONT BUMPER FOR AN AUTOMOBILE**

(75) Inventors: **Hiroki Koizumi**, Saitama (JP);  
**Yoshihisa Nojima**, Saitama (JP)

(73) Assignee: **Honda Motor Co., Ltd.**, Tokyo (JP)

(\*\*) Term: **14 Years**

(21) Appl. No.: **29/400,777**

(22) Filed: **Sep. 1, 2011**

(30) **Foreign Application Priority Data**

Mar. 10, 2011 (JP) ..... 2011-005489

(51) **LOC (9) Cl.** ..... **12-16**

(52) **U.S. Cl.** ..... **D12/169**

(58) **Field of Classification Search** ..... D12/169,  
D12/196, 171, 216, 163, 86, 90-92; 293/102,  
293/113, 115, 117, 120; 296/180.1, 180.2  
See application file for complete search history.

(56) **References Cited**

**U.S. PATENT DOCUMENTS**

D570,751 S \* 6/2008 Choi ..... D12/169  
D584,200 S \* 1/2009 Leclercq ..... D12/169

D591,211 S \* 4/2009 Hayashi et al. .... D12/169  
D620,850 S \* 8/2010 Sakae et al. .... D12/169  
D627,277 S \* 11/2010 Cogswell ..... D12/169  
D637,120 S \* 5/2011 Lamm et al. .... D12/169  
D638,760 S \* 5/2011 Okada ..... D12/169  
D643,349 S \* 8/2011 Schell et al. .... D12/169  
D647,438 S \* 10/2011 Nemoto et al. .... D12/169

\* cited by examiner

*Primary Examiner* — Melody N Brown

(74) *Attorney, Agent, or Firm* — Westerman, Hattori,  
Daniels & Adrian, LLP

(57) **CLAIM**

The ornamental design for, a front bumper for an automobile,  
as shown and described.

**DESCRIPTION**

FIG. 1 is a perspective view of A front bumper for an auto-  
mobile, showing our new design;  
FIG. 2 is a front elevation view thereof;  
FIG. 3 is a bottom plan view thereof; and,  
FIG. 4 is a right side elevation view thereof.  
The left side elevational view is a mirror image of the right  
side elevation view. The broken lines are for illustrative pur-  
poses only and form no part of the claimed design.

**1 Claim, 4 Drawing Sheets**




Fig. 1

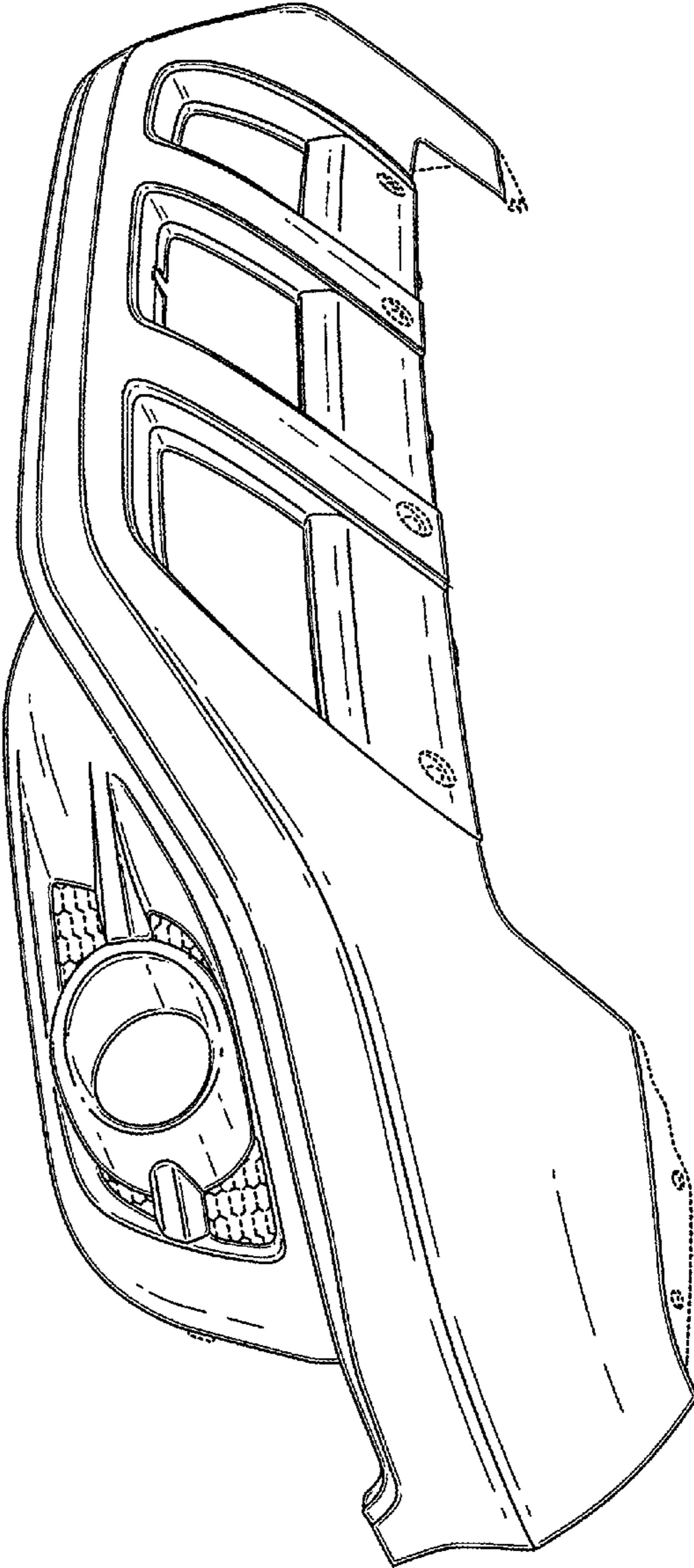


Fig. 2

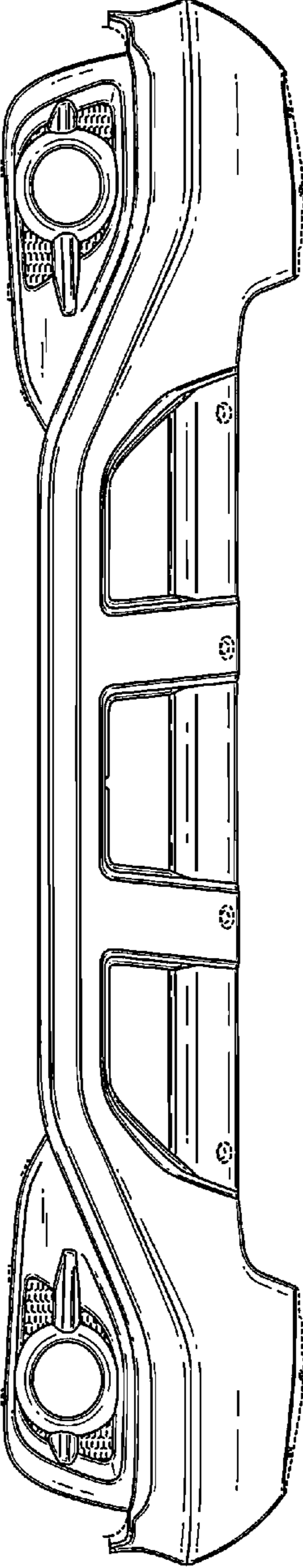


Fig. 3

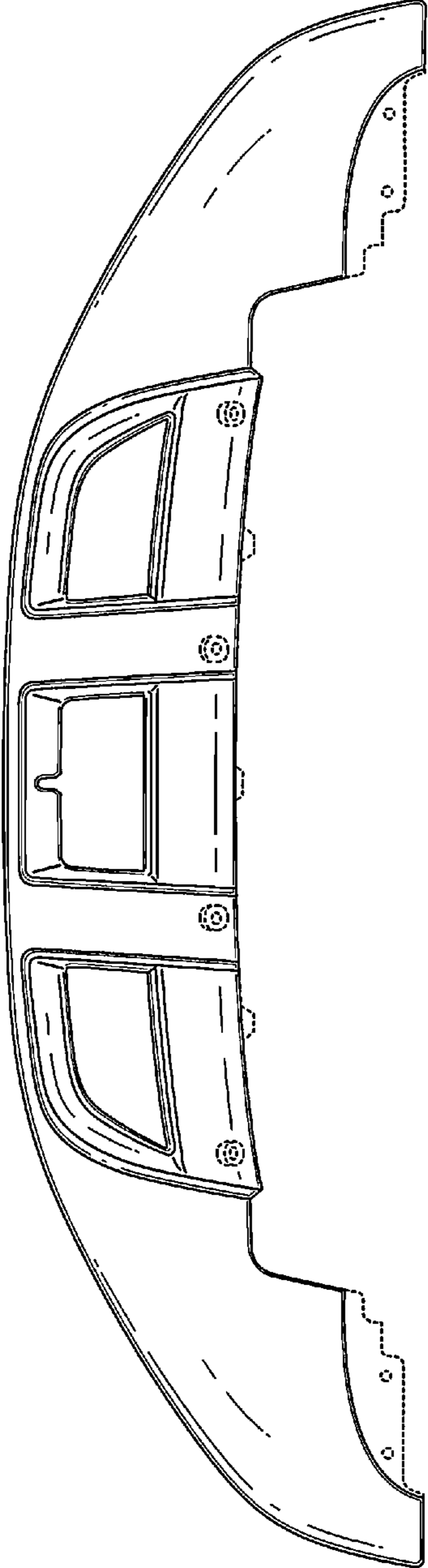


Fig. 4

