

US00D669001S

(12) **United States Design Patent**
Varga

(10) **Patent No.:** **US D669,001 S**

(45) **Date of Patent:** **** Oct. 16, 2012**

(54) **MOTOR VEHICLE, TOY AND/OR REPLICA**

(74) *Attorney, Agent, or Firm* — RatnerPrestia

(75) Inventor: **Peter Varga**, Pforzheim (DE)

(57) **CLAIM**

The ornamental design for a motor vehicle, toy and/or replica, as shown and described.

(73) Assignee: **Dr. Ing. h.c. F. Porsche Aktiengesellschaft**, Stuttgart (DE)

DESCRIPTION

(**) Term: **14 Years**

(21) Appl. No.: **29/420,828**

(22) Filed: **May 14, 2012**

Related U.S. Application Data

(63) Continuation of application No. 29/377,563, filed on Oct. 22, 2010, now abandoned.

(30) **Foreign Application Priority Data**

Apr. 27, 2010 (DE) 402010002386

(51) **LOC (9) Cl.** **12-08**

(52) **U.S. Cl.** **D12/92**

(58) **Field of Classification Search** D12/86,
D12/90-92, 88; D21/424, 433, 434; 296/181.1,
296/181.5

See application file for complete search history.

(56) **References Cited**

U.S. PATENT DOCUMENTS

D320,368 S	10/1991	Dimson	
D327,039 S	6/1992	Dimson	
D411,139 S	6/1999	Lai	
D417,414 S	12/1999	Mobius	
D436,061 S	1/2001	Mobius	
D438,145 S	2/2001	Hatter	
D468,238 S	1/2003	Bhambra	
D478,843 S *	8/2003	Pardo	D12/92
D491,843 S *	6/2004	Giugiaro	D12/92

(Continued)

FIG. 1 is a right, front perspective view of a motor vehicle, toy and/or replica, wherein the convertible top of the motor vehicle is depicted in a deployed position;

FIG. 2 is a right, rear perspective view of the motor vehicle, toy and/or replica of FIG. 1;

FIG. 3 is a front elevation view of the motor vehicle, toy and/or replica of FIG. 1;

FIG. 4 is a rear elevation view of the motor vehicle, toy and/or replica of FIG. 1;

FIG. 5 is a left side elevation view of the motor vehicle, toy and/or replica of FIG. 1;

FIG. 6 is a right side elevation view of the motor vehicle, toy and/or replica of FIG. 1;

FIG. 7 is a top plan view of the motor vehicle, toy and/or replica of FIG. 1;

FIG. 8 is a right, front perspective view of the motor vehicle, toy and/or replica of FIG. 1, wherein the convertible top of the motor vehicle is depicted in a retracted position;

FIG. 9 is a right, rear perspective view of the motor vehicle, toy and/or replica of FIG. 8;

FIG. 10 is a front elevation view of the motor vehicle, toy and/or replica of FIG. 8;

FIG. 11 is a rear elevation view of the motor vehicle, toy and/or replica of FIG. 8;

FIG. 12 is a left side elevation view of the motor vehicle, toy and/or replica of FIG. 8;


FIG. 13 is a right side elevation view of the motor vehicle, toy and/or replica of FIG. 8; and,

FIG. 14 is a top plan view of the motor vehicle, toy and/or replica of FIG. 8.

The broken lines are for illustration purposes only and form no part of the claimed design.

Primary Examiner — Melody N Brown

1 Claim, 12 Drawing Sheets



US D669,001 S

Page 2

U.S. PATENT DOCUMENTS

D497,327 S	10/2004	Lai	
D506,161 S *	6/2005	Stephenson	D12/92
D507,207 S	7/2005	Larson	
D507,510 S	7/2005	Larson	
D507,992 S *	8/2005	Stephenson	D12/92
D512,341 S	12/2005	Larson	
D528,056 S	9/2006	Lai	
D547,240 S	7/2007	Kulla	
D547,698 S	7/2007	Kulla	
D549,614 S	8/2007	Kulla	
D551,126 S *	9/2007	Manfredini	D12/92
D560,557 S	1/2008	Kulla	
D589,403 S	3/2009	Saracoglu	
D590,301 S	4/2009	Saracoglu	
D593,001 S *	5/2009	Crijns	D12/92
D605,560 S	12/2009	Kulla	
D606,456 S	12/2009	Saracoglu	
D606,902 S	12/2009	Saracoglu	
D606,903 S	12/2009	Saracoglu	
D607,779 S	1/2010	Kulla	
D607,780 S	1/2010	Larson	
D610,488 S	2/2010	Kulla	
D617,683 S *	6/2010	Beneggi	D12/92
D623,557 S	9/2010	Kulla	
D628,124 S *	11/2010	Stephenson	D12/92
D637,112 S *	5/2011	Saracoglu	D12/92
D641,665 S	7/2011	Larson	
D651,134 S *	12/2011	Kulla et al.	D12/92
D659,593 S *	5/2012	Robinson	D12/92
D661,226 S *	6/2012	Varga	D12/92
D661,227 S *	6/2012	Varga	D12/92

* cited by examiner

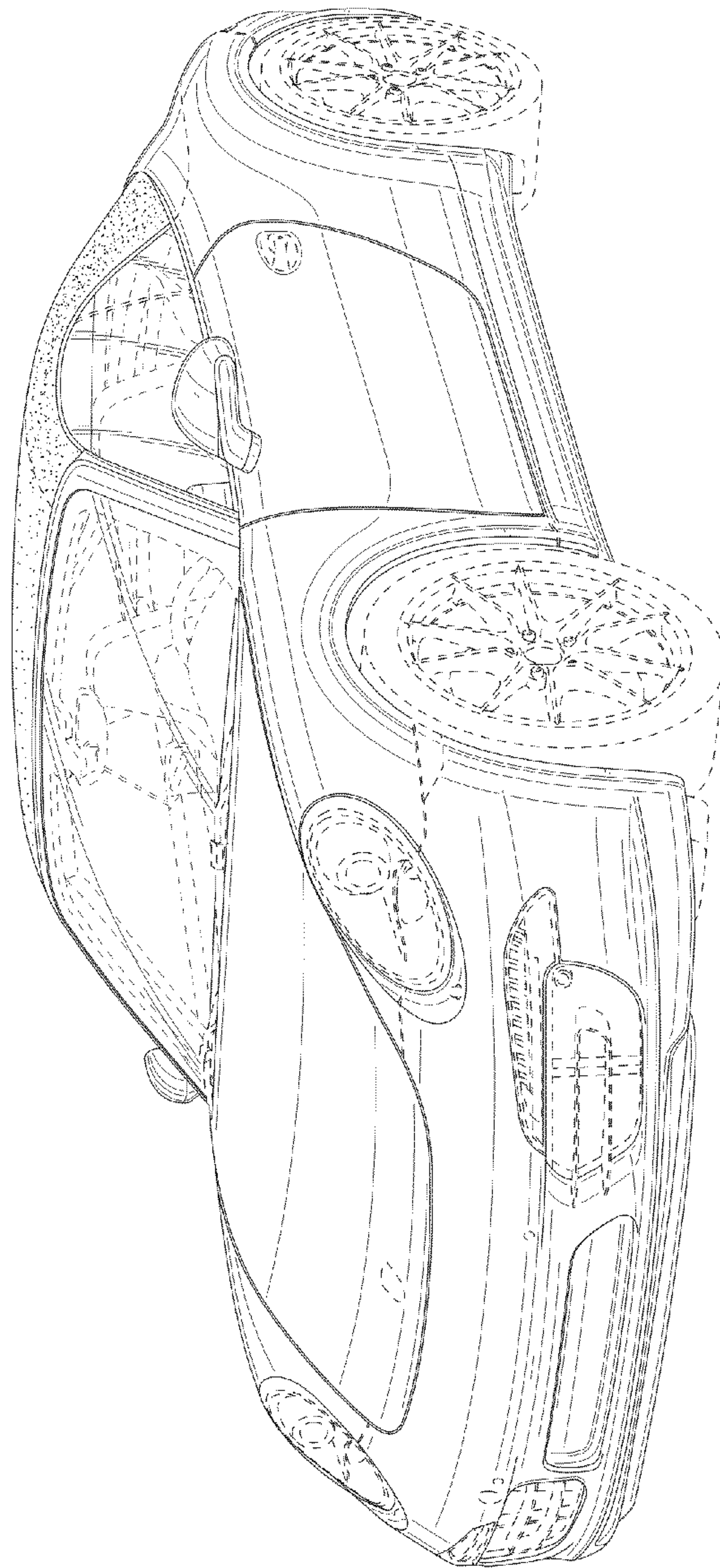


FIG. 1

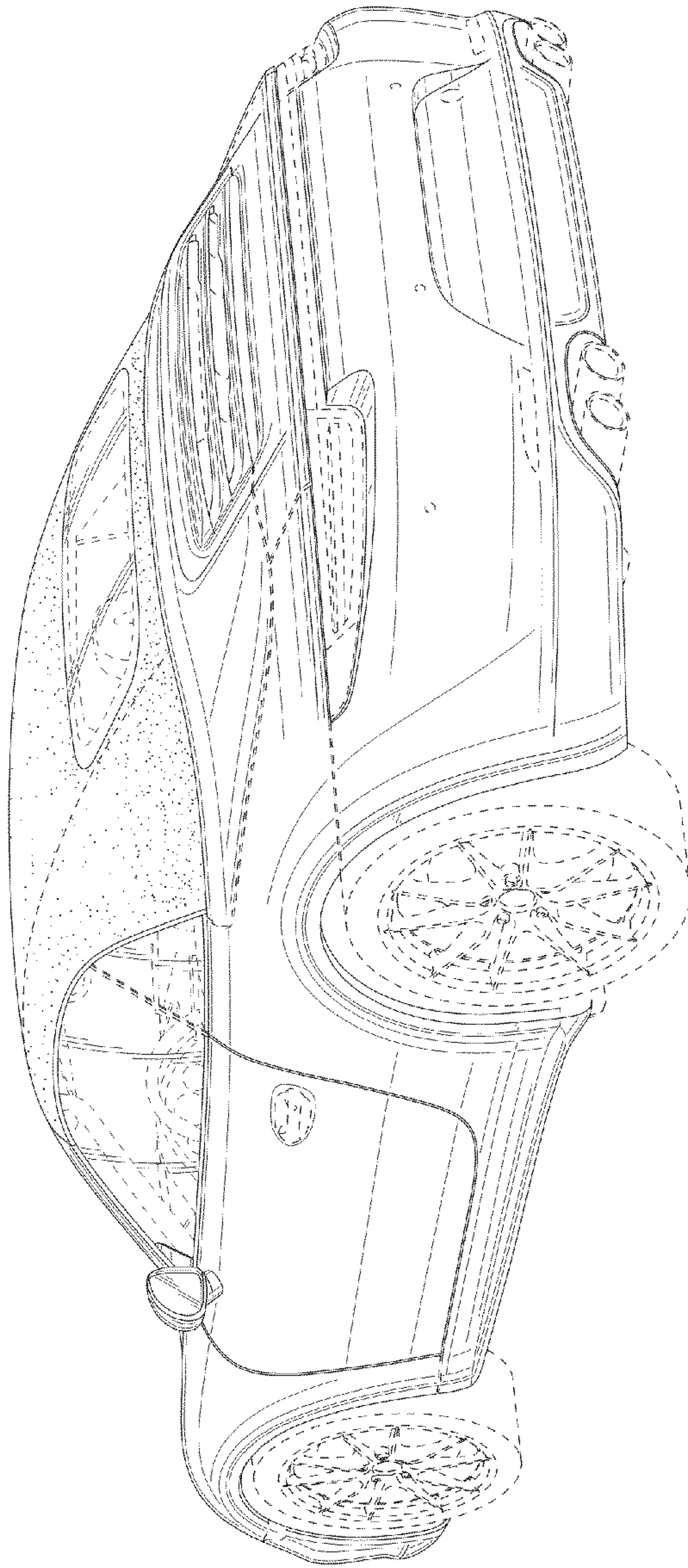


FIG. 2

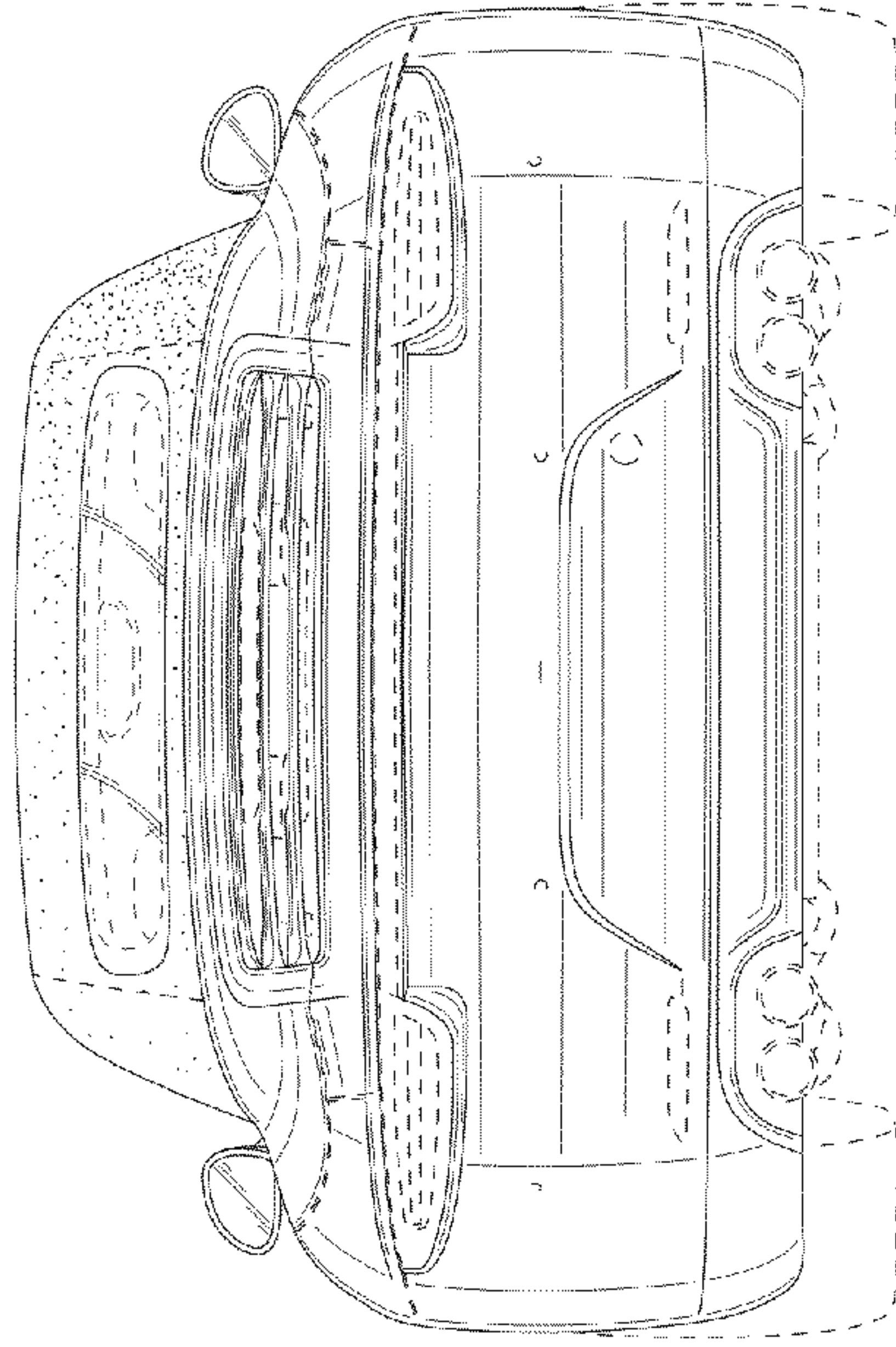


FIG. 4

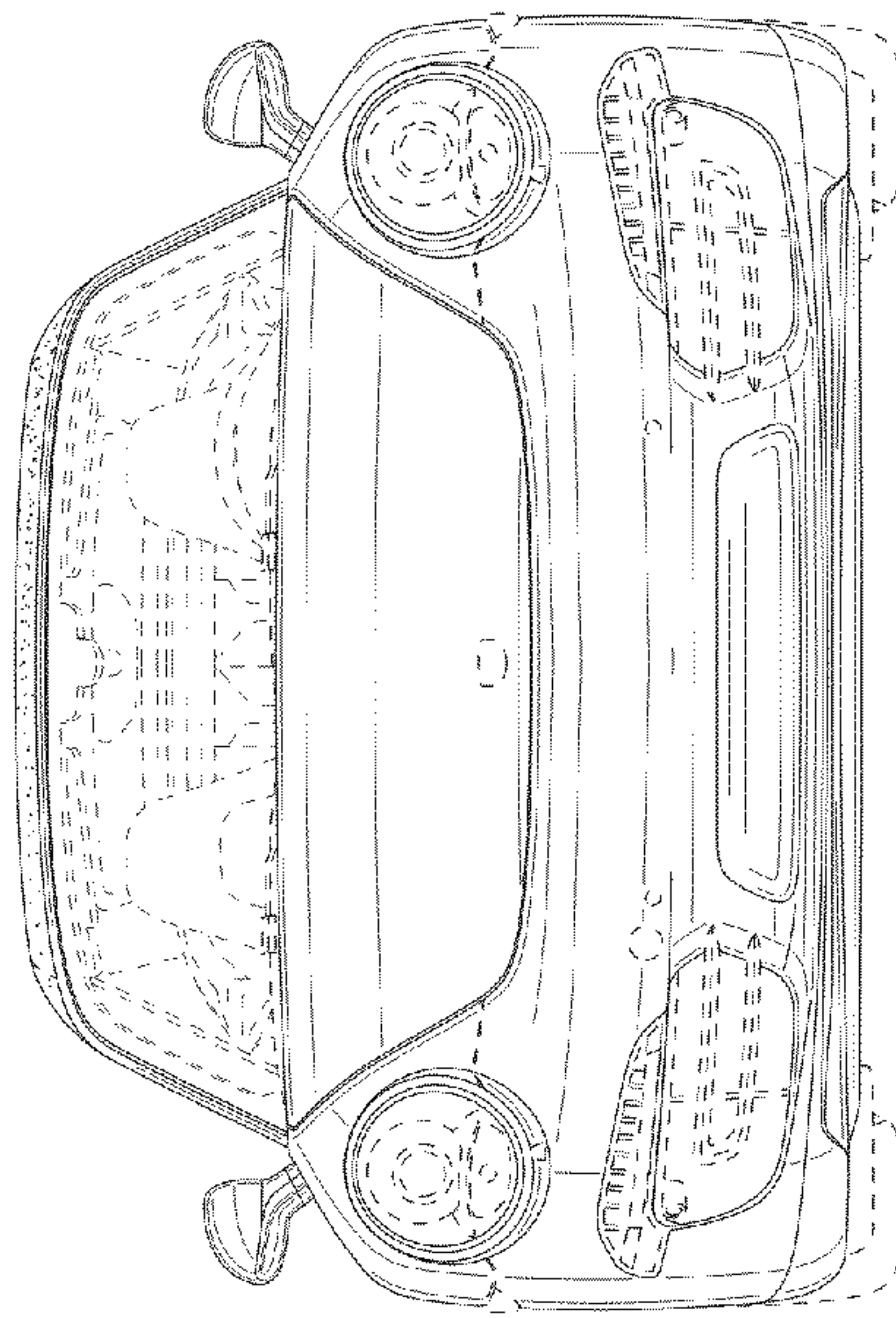


FIG. 3

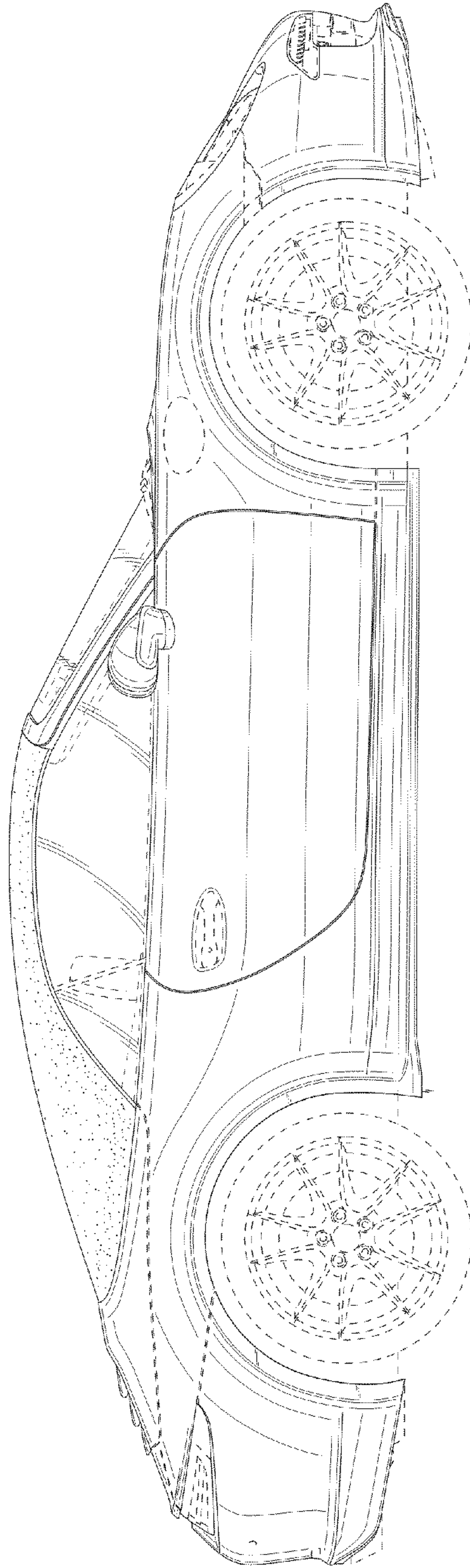


FIG. 5

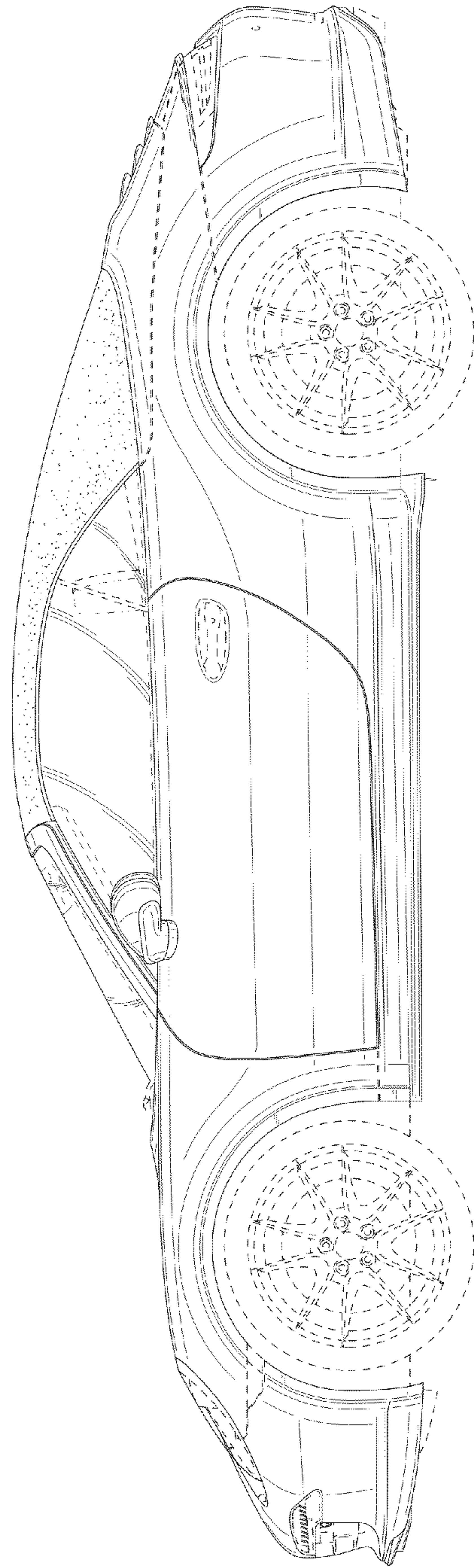


FIG. 6

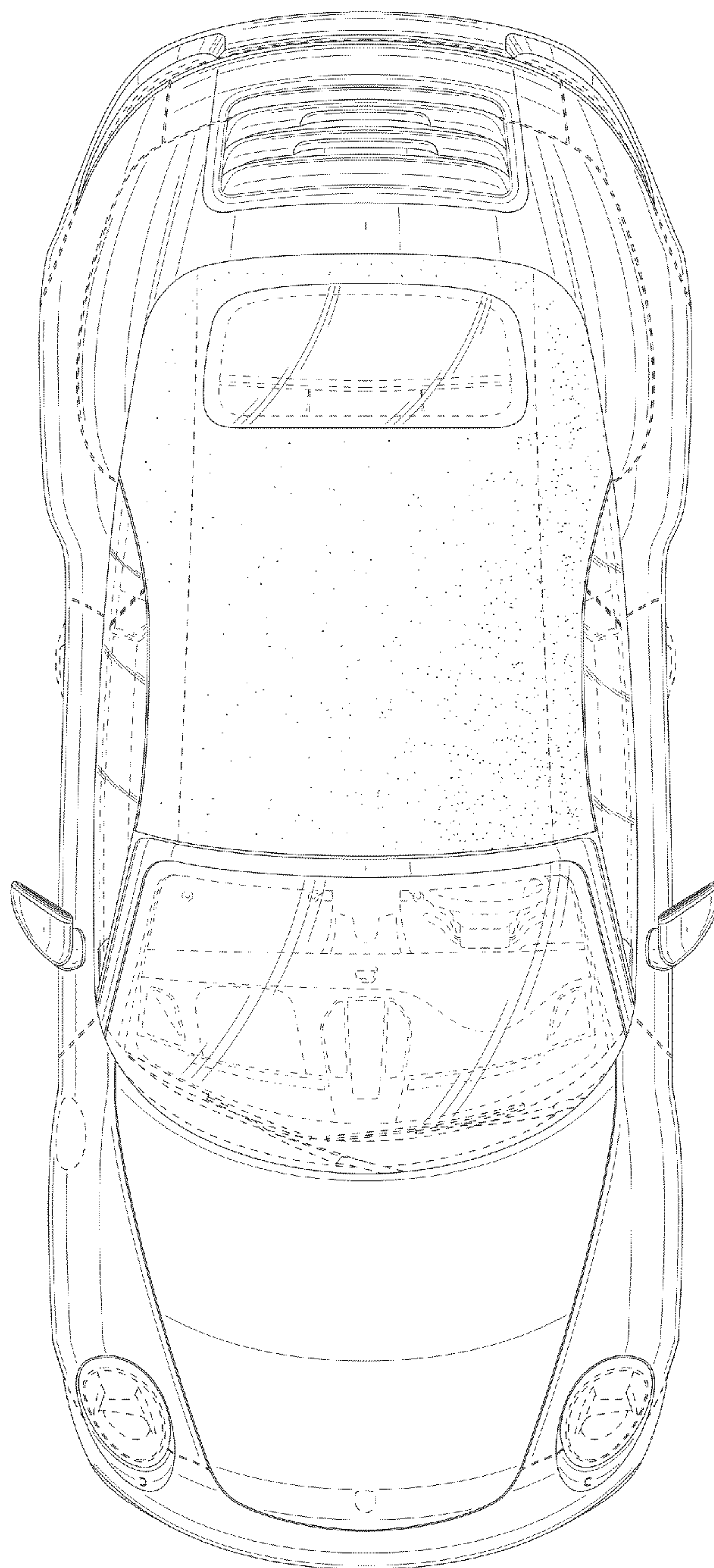


FIG. 7

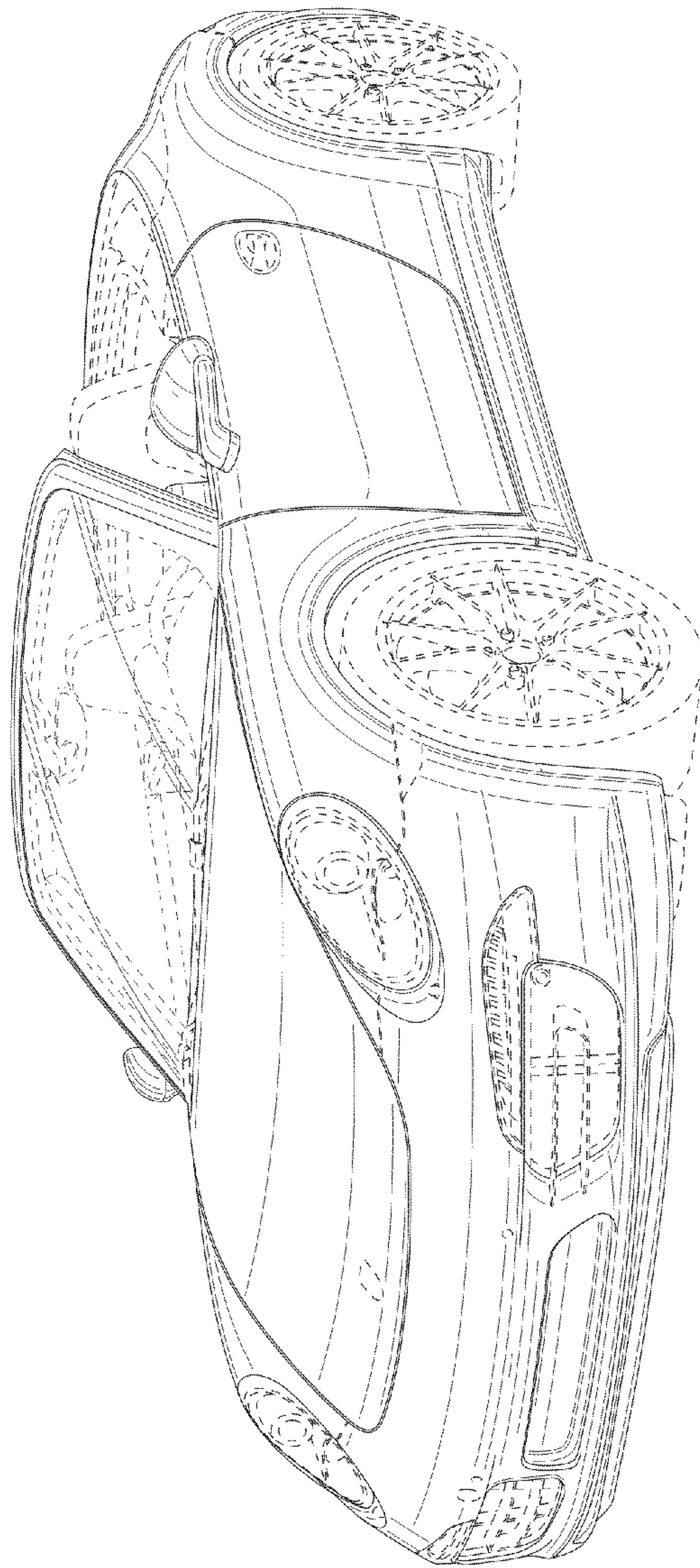


FIG. 8

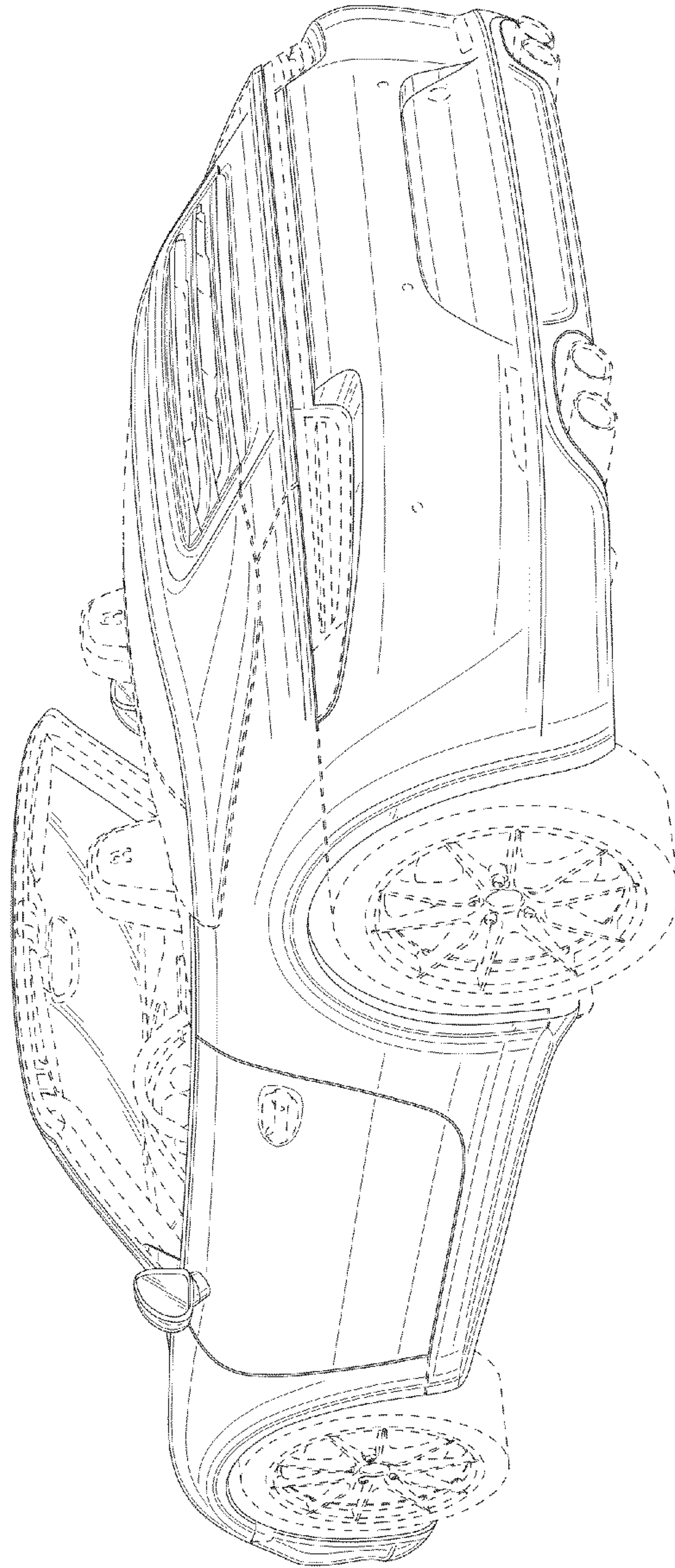


FIG. 9

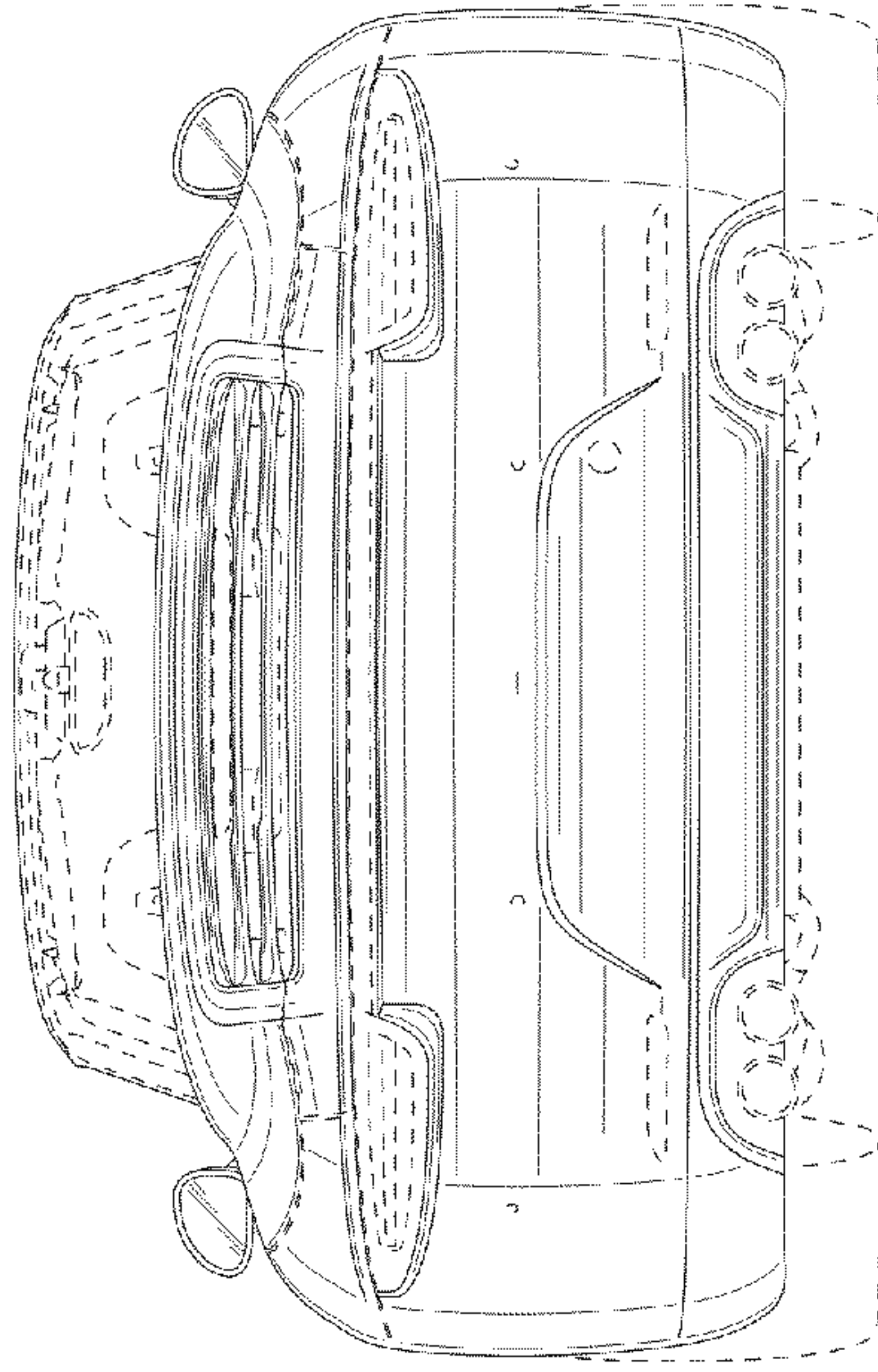


FIG. 11

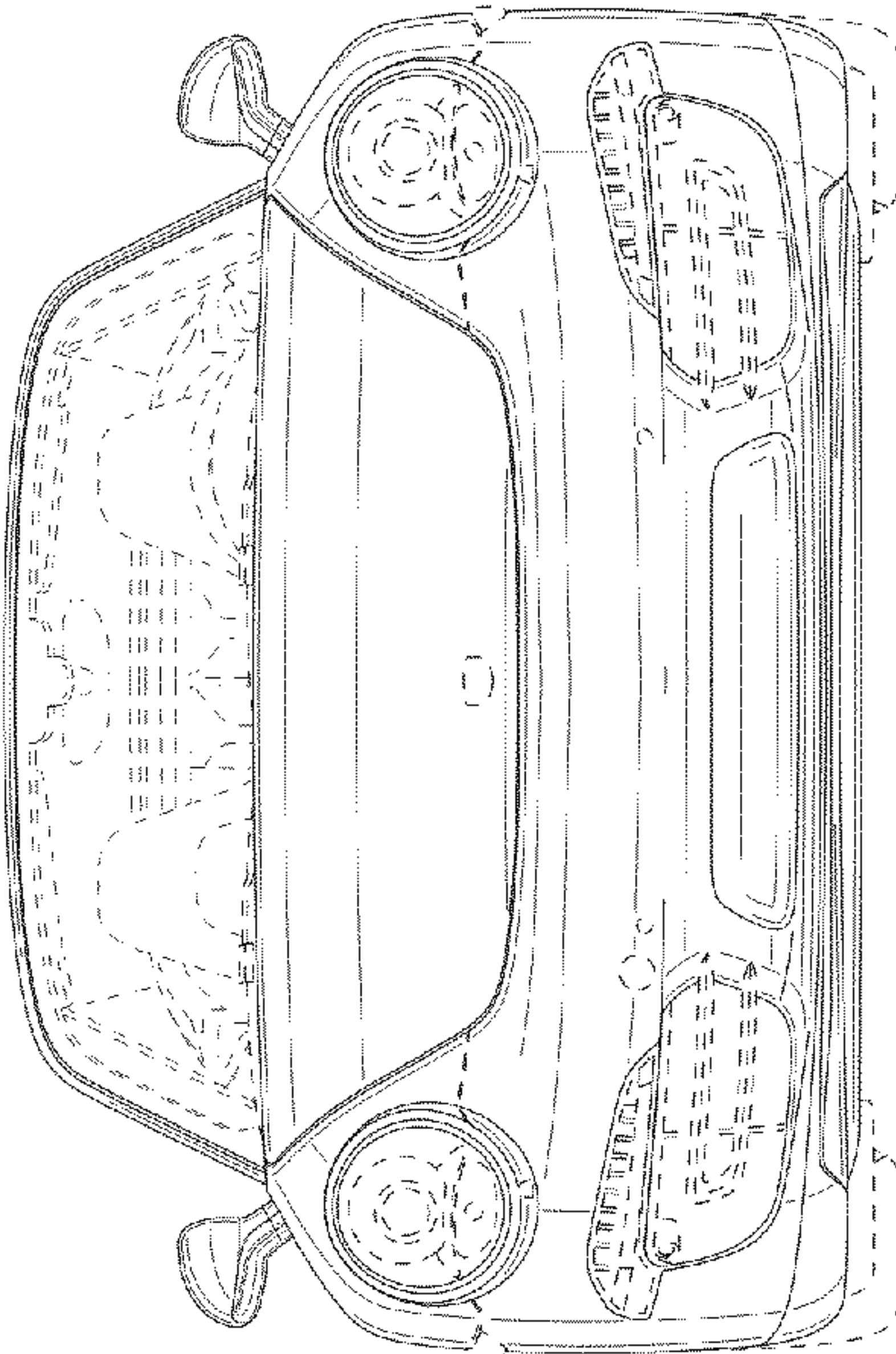


FIG. 10

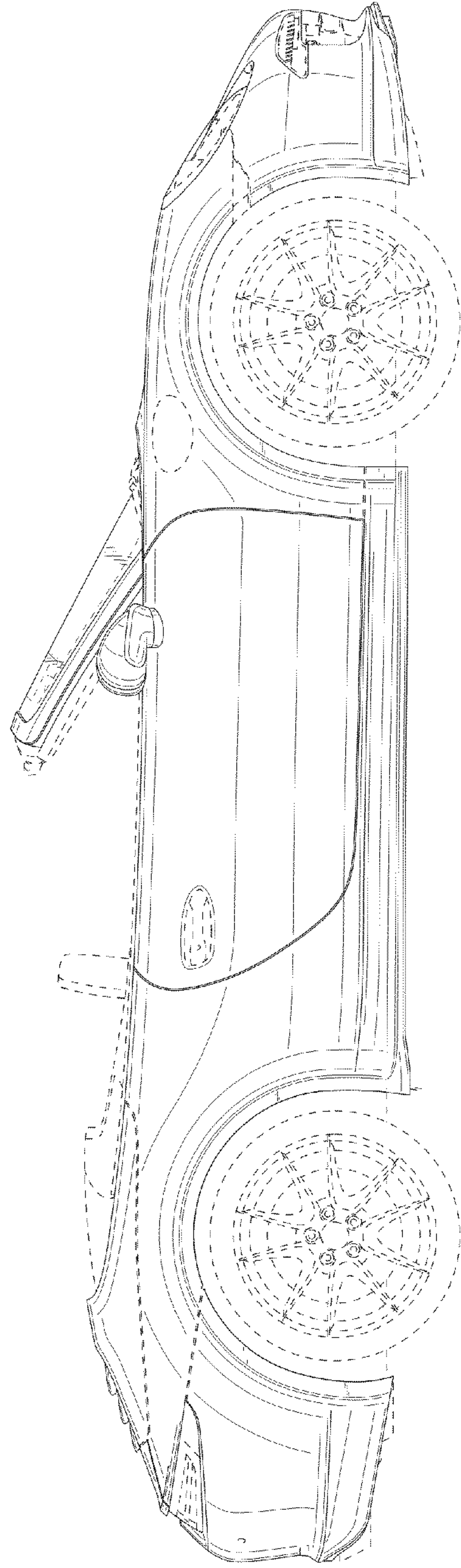


FIG. 12

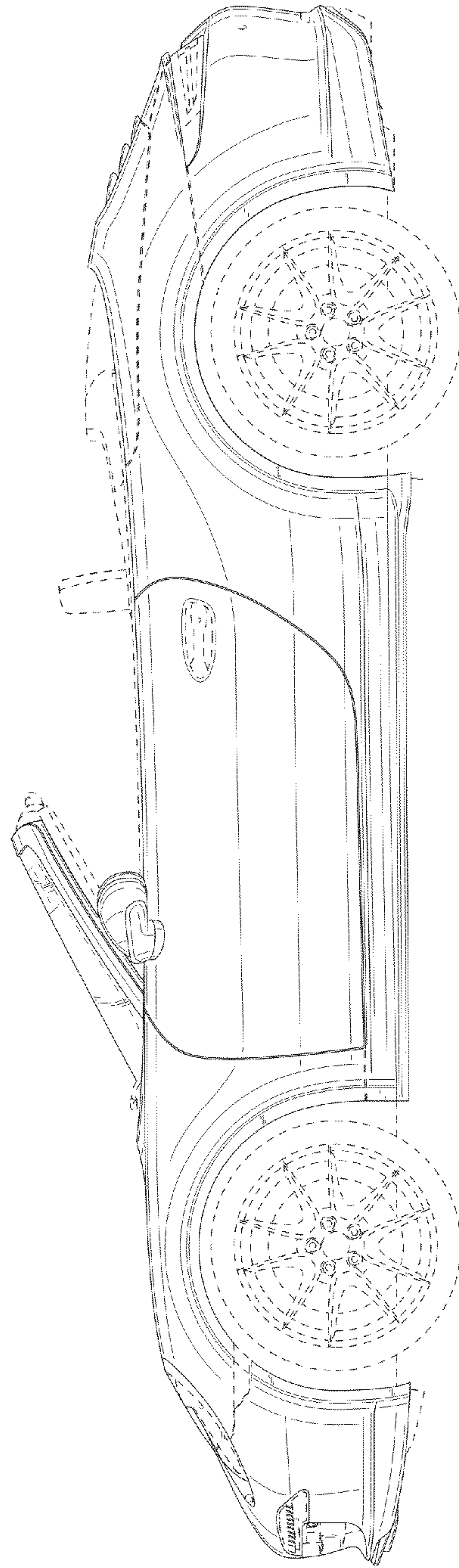


FIG. 13



FIG. 14