

US00D668998S

(12) **United States Design Patent**
Matsumoto et al.

(10) **Patent No.:** **US D668,998 S**
(45) **Date of Patent:** **** Oct. 16, 2012**

(54) **MOTOR VEHICLE AND/OR TOY REPLICA THEREOF**

D630,972 S * 1/2011 Fujiwara et al. D12/91
D637,110 S * 5/2011 Sperling et al. D12/91
D641,291 S * 7/2011 Sperling et al. D12/91

(75) Inventors: **Kengo Matsumoto**, Nagoya (JP);
Shinichi Hiranaka, Miyoshi (JP);
Takanori Ito, Miyoshi (JP)

OTHER PUBLICATIONS

Mercedes-Benz, Mercedes-Benz ML350 (2006), <http://www.netcarshow.com/mercedes-benz/2006-ml350/>, available as early as Jul. 19, 2011.

(73) Assignee: **Toyota Jidosha Kabushiki Kaisha** (JP)

Volkswagen, Volkswagen Touareg (2007), <http://www.netcarshow.com/volkswagen/2007-touareg/>, available as early as Jul. 19, 2011.

(**) Term: **14 Years**

* cited by examiner

(21) Appl. No.: **29/400,472**

Primary Examiner — Melody N Brown

(22) Filed: **Aug. 29, 2011**

(74) *Attorney, Agent, or Firm* — SAIDMAN DesignLaw Group

(51) **LOC (9) Cl.** **12-08**

(52) **U.S. Cl.** **D12/91**

(58) **Field of Classification Search** D12/86,
D12/90-92; D21/424, 433, 434; 296/181.1,
296/181.5

(57) **CLAIM**

The ornamental design for a motor vehicle and/or toy replica thereof, as shown and described.

See application file for complete search history.

DESCRIPTION


(56) **References Cited**

U.S. PATENT DOCUMENTS

D566,006	S	*	4/2008	Cartabiano et al.	D12/91
D566,620	S	*	4/2008	Cartabiano et al.	D12/91
D570,251	S	*	6/2008	Nakamura et al.	D12/91
D584,659	S	*	1/2009	Motozaki et al.	D12/91
D584,660	S	*	1/2009	Motozaki et al.	D12/91
D589,401	S	*	3/2009	Yokoi et al.	D12/91
D589,402	S	*	3/2009	Fujiyoshi et al.	D12/91
D591,647	S	*	5/2009	Wang et al.	D12/91
D626,034	S	*	10/2010	Nakamura et al.	D12/91
D630,130	S	*	1/2011	Ito et al.	D12/91

FIG. 1 is a front perspective view of a motor vehicle and/or toy replica thereof showing our new design;
FIG. 2 is a rear perspective view thereof;
FIG. 3 is a right side view thereof, the left side view being a mirror image;
FIG. 4 is a top view thereof;
FIG. 5 is a front view thereof; and,
FIG. 6 is a rear view thereof.
The broken lines illustrate portions of the motor vehicle and/or toy replica thereof and form no part of the claimed design.

1 Claim, 3 Drawing Sheets






FIG. 1




FIG. 2




FIG. 3

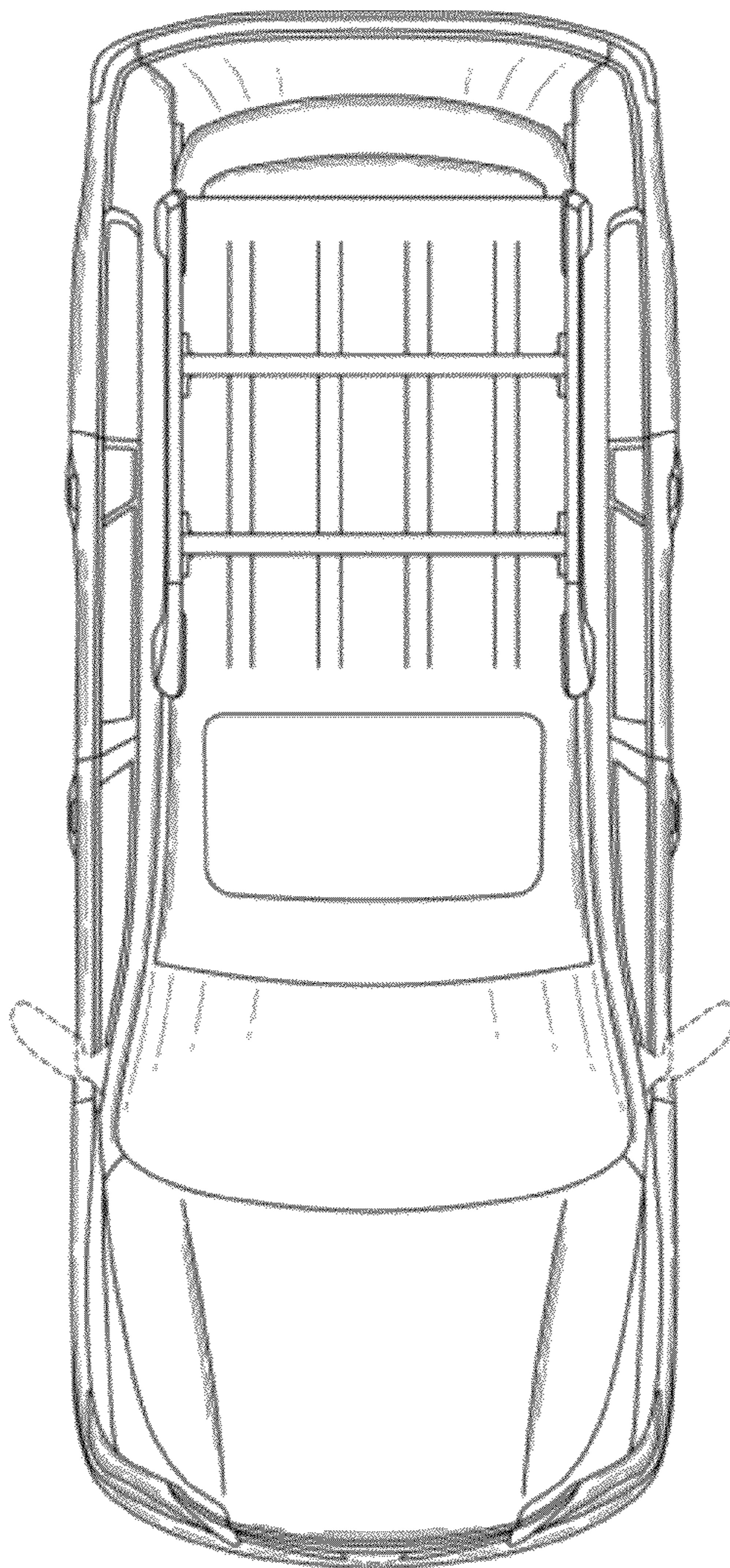


FIG. 4




FIG. 5




FIG. 6