



US00D668989S

(12) **United States Design Patent**  
**Wilson et al.**

(10) **Patent No.:** **US D668,989 S**

(45) **Date of Patent:** **\*\* Oct. 16, 2012**

(54) **ARM-SUPPORTED FLAG**

(76) Inventors: **Dwaine L. Wilson**, Memphis, TN (US);  
**Ghassan K. Abualya**, Greenwood, MS  
(US)

(\*\*) Term: **14 Years**

(21) Appl. No.: **29/408,743**

(22) Filed: **Dec. 15, 2011**

(51) **LOC (9) Cl.** ..... **11-05**

(52) **U.S. Cl.** ..... **D11/165**

(58) **Field of Classification Search** ..... D11/165-184;  
D20/16, 17, 27, 28, 41-43; 40/218, 584,  
40/604, 606.1, 606.15, 607.01, 607.03, 607.05;  
116/173-175; 248/200, 218.4, 511, 518-521,  
248/534-539

See application file for complete search history.

(56) **References Cited**

U.S. PATENT DOCUMENTS

|           |     |         |           |           |
|-----------|-----|---------|-----------|-----------|
| 429,214   | A * | 6/1890  | Lanius    | 116/175   |
| 1,755,577 | A * | 4/1930  | Frost     | 116/175   |
| 2,168,484 | A * | 8/1939  | Loux      | 116/173   |
| 3,138,249 | A * | 6/1964  | Paulini   | 116/2     |
| 3,280,790 | A * | 10/1966 | Booth     | 116/173   |
| 3,495,568 | A * | 2/1970  | Palinkos  | 116/173   |
| 4,018,182 | A * | 4/1977  | Knaack    | 116/173   |
| D363,446  | S * | 10/1995 | MacDonald | D10/109.1 |

|           |      |         |            |            |
|-----------|------|---------|------------|------------|
| 6,023,867 | A *  | 2/2000  | Gagne      | 40/491     |
| 6,484,984 | B2 * | 11/2002 | Hawes      | 248/220.21 |
| D496,880  | S *  | 10/2004 | Puett, III | D11/172    |
| 7,270,076 | B2 * | 9/2007  | Evans      | 116/174    |

\* cited by examiner

*Primary Examiner* — Karen S Acker

(74) *Attorney, Agent, or Firm* — QuickPatents, Inc.; Kevin Prince

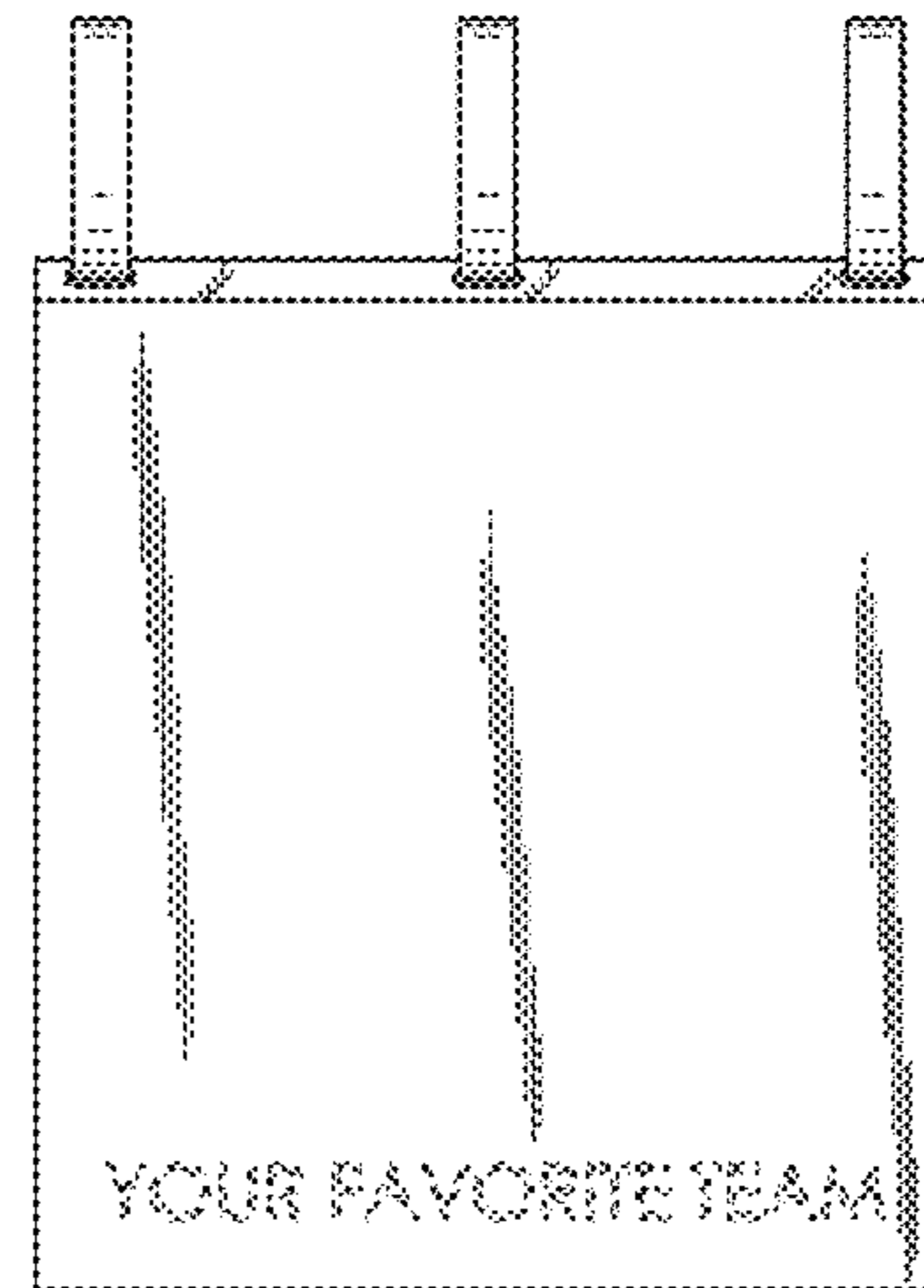
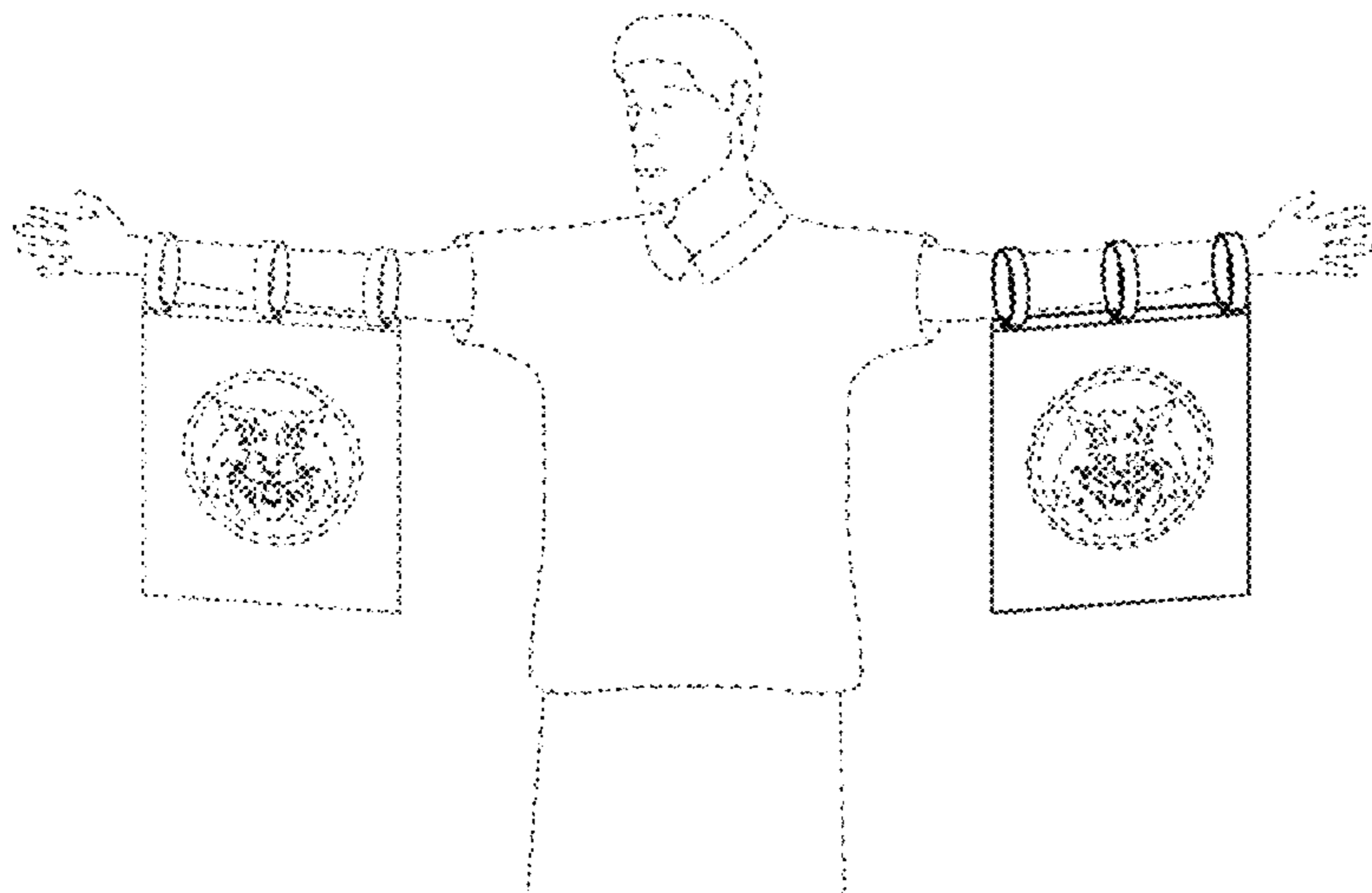
(57) **CLAIM**

We claim the ornamental design for an arm-supported flag, as shown and described.

**DESCRIPTION**

FIG. 1 is a perspective view of an arm-supported flag, showing our new design;  
FIG. 2 is a front elevational view thereof;  
FIG. 3 is a left-side elevational view thereof, the right-side elevational view being a mirror image thereof;  
FIG. 4 is a top plan view thereof;  
FIG. 5 is a rear elevational view thereof; and,  
FIG. 6 is a bottom plan view thereof.  
The broken lines showing a person, logos, another arm-supported flag, and text messages depict environmental matter and form no part of the claimed design.

**1 Claim, 3 Drawing Sheets**



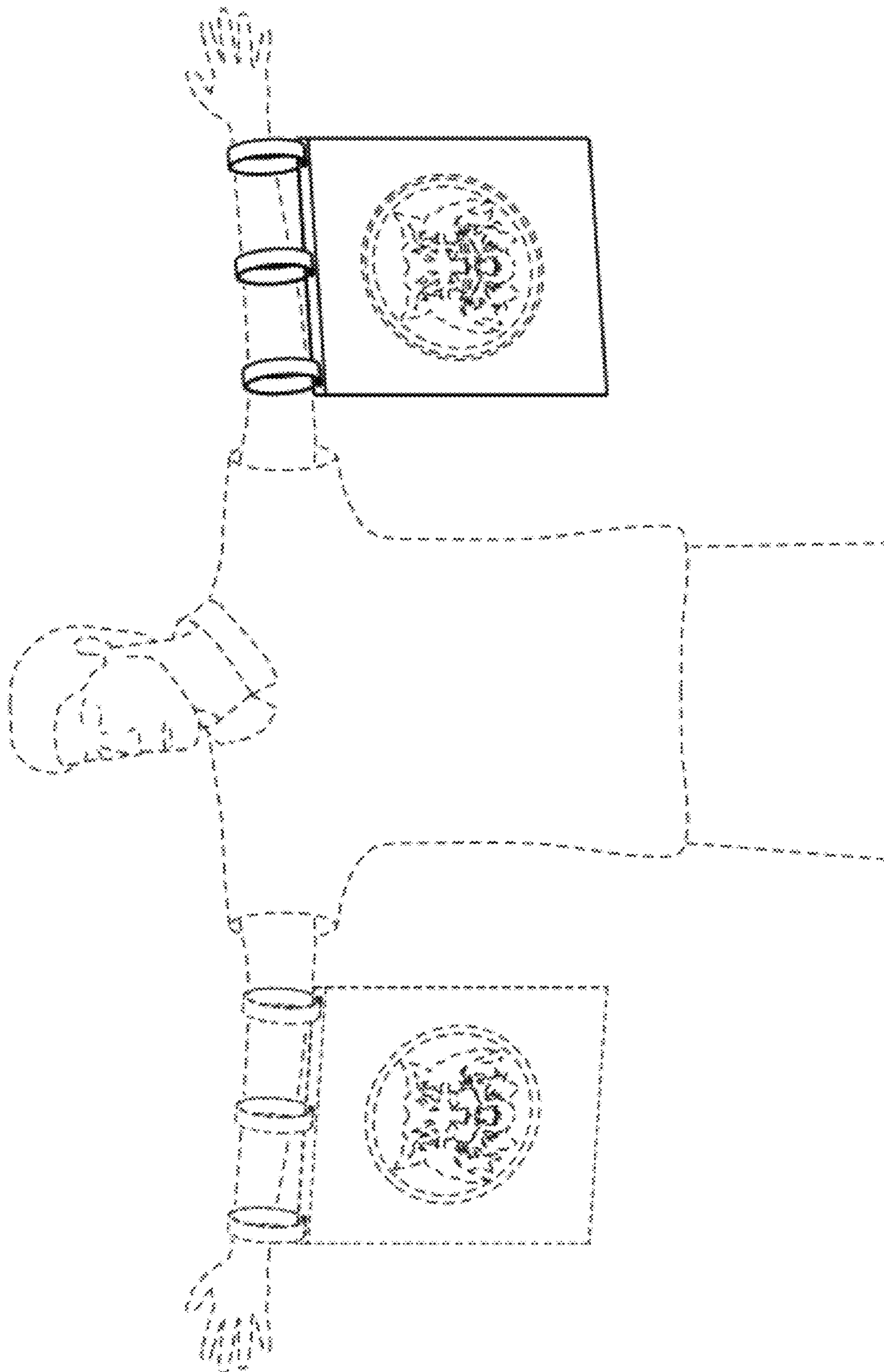


FIG. 1

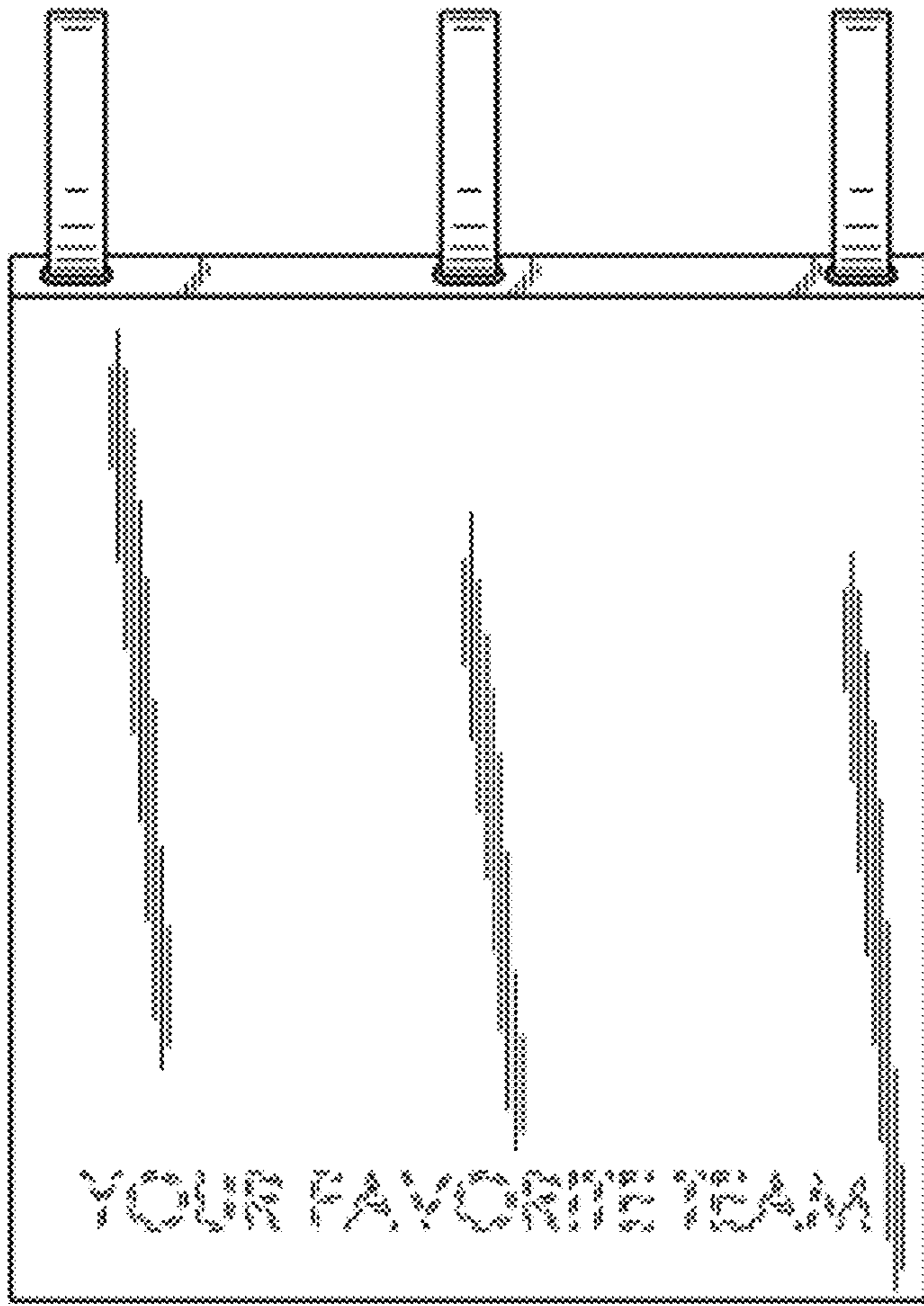


FIG. 2




FIG. 3

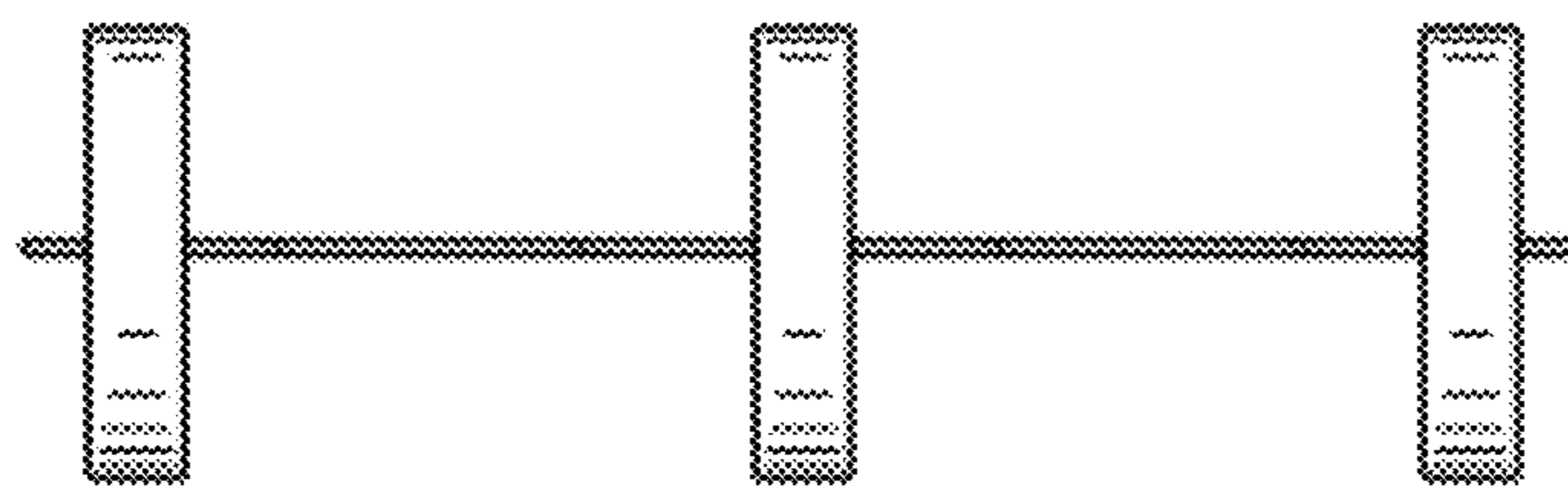


FIG. 4

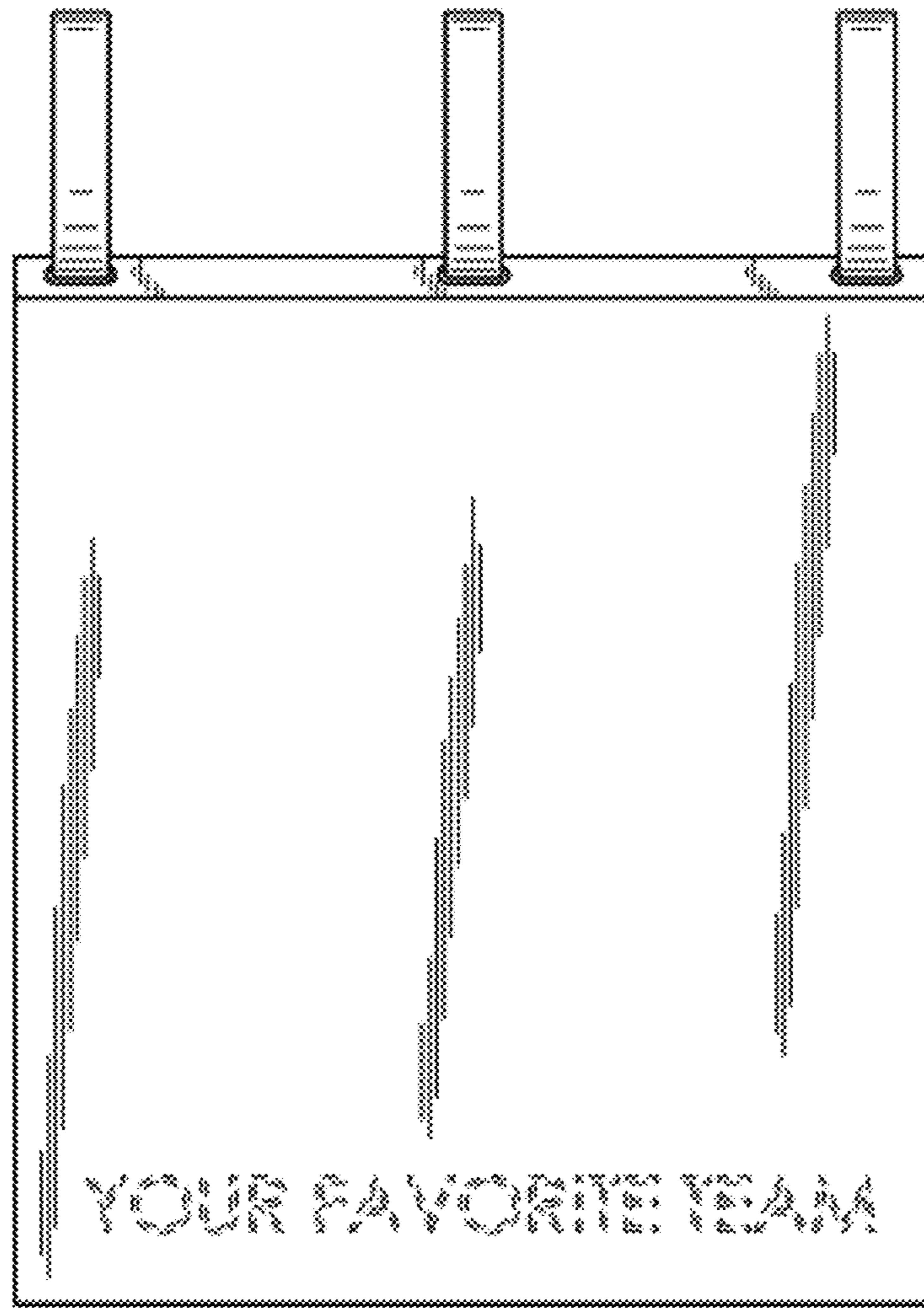


FIG. 5

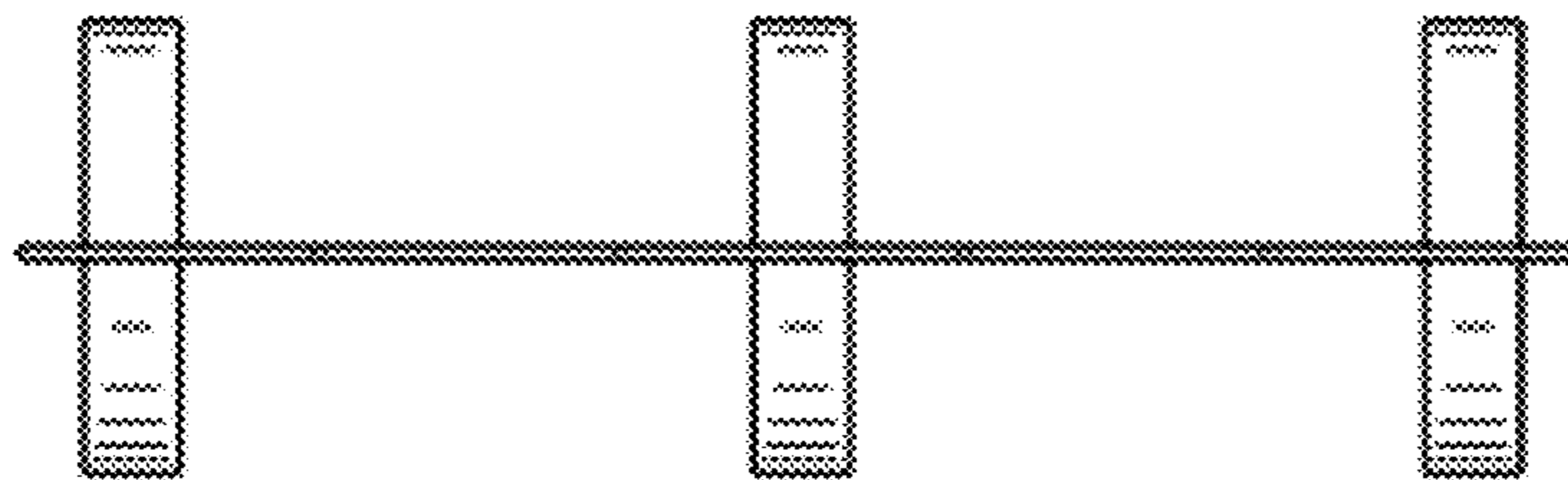


FIG. 6