



US00D668972S

(12) **United States Design Patent**
Solly et al.

(10) **Patent No.:** **US D668,972 S**
(45) **Date of Patent:** **** Oct. 16, 2012**

(54) **MILK BOTTLE EXPIRATION TIMER**

(76) Inventors: **Daniel L. Solly**, Braselton, GA (US);
Katherine Solly, Braselton, GA (US)

(**) Term: **14 Years**

(21) Appl. No.: **29/409,189**

(22) Filed: **Dec. 21, 2011**

(51) **LOC (9) Cl.** **10-03**

(52) **U.S. Cl.** **D10/40**

(58) **Field of Classification Search** D10/40;
368/109; 206/459.1; D9/719

See application file for complete search history.

(56) **References Cited**

U.S. PATENT DOCUMENTS

1,687,956	A	10/1928	Trask	
2,921,553	A *	1/1960	Luenberger	116/308
3,996,879	A *	12/1976	Walton	116/308
4,361,408	A *	11/1982	Wirtschafter	368/10
4,419,016	A *	12/1983	Zoltan	368/10
4,860,684	A	8/1989	Al-Harbi	
4,877,119	A *	10/1989	Hosking	206/459.1
4,951,596	A *	8/1990	Wallace, Jr.	116/321
D376,108	S *	12/1996	Joergensen	D10/40
5,613,313	A	3/1997	Homan et al.	
D383,983	S *	9/1997	Steinhagen et al.	D10/22
D401,526	S *	11/1998	Stunder	D10/126
D404,317	S *	1/1999	Cameron	D10/30
D417,167	S	11/1999	Stunder	
6,317,390	B1 *	11/2001	Cardoza	368/10
6,588,593	B2 *	7/2003	Woskoski	206/459.1

6,817,192	B2	11/2004	Ector, Jr. et al.	
D521,874	S *	5/2006	Mercado	D9/719
7,054,231	B2 *	5/2006	Valerio	368/10
7,061,832	B1	6/2006	Lansing	
D525,538	S	7/2006	Oas	
D556,606	S *	12/2007	Stauffer	D10/40
D558,069	S *	12/2007	Bodum	D10/40
7,383,650	B2 *	6/2008	Duesler	40/310
D613,623	S *	4/2010	Liang	D10/40
7,742,360	B1 *	6/2010	Price	368/10
7,907,477	B2 *	3/2011	Puzia	368/10
2006/0181961	A1 *	8/2006	Hobkirk	368/10
2009/0052283	A1	2/2009	Puzia	

* cited by examiner

Primary Examiner — Lucy Lieberman

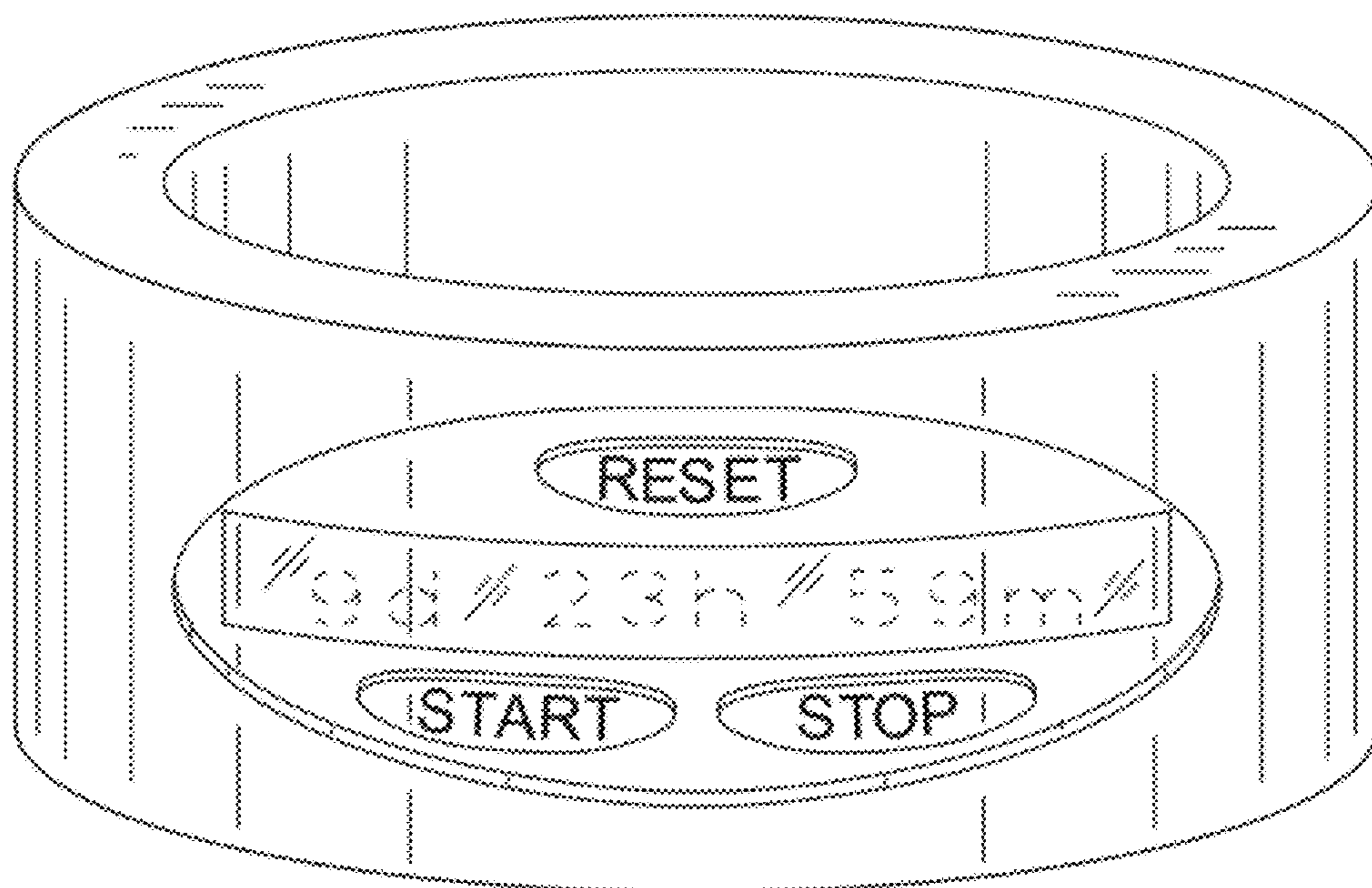
(57) **CLAIM**

The ornamental design for a milk bottle expiration timer, as shown and described.

DESCRIPTION

FIG. 1 is a perspective view of a milk bottle expiration timer showing my new design; FIG. 2 is a front view thereof; FIG. 3 is a back view thereof; FIG. 4 is a side view thereof; FIG. 5 is another side view thereof; and, FIG. 6 is a top view (bottom view is mirror image) thereof. In FIG. 1 and FIG. 2, the broken lines show an example of the display for the purpose of illustrating the milk bottle expiration timer in a condition of use. The broken lines form no part of the claimed design.

1 Claim, 4 Drawing Sheets



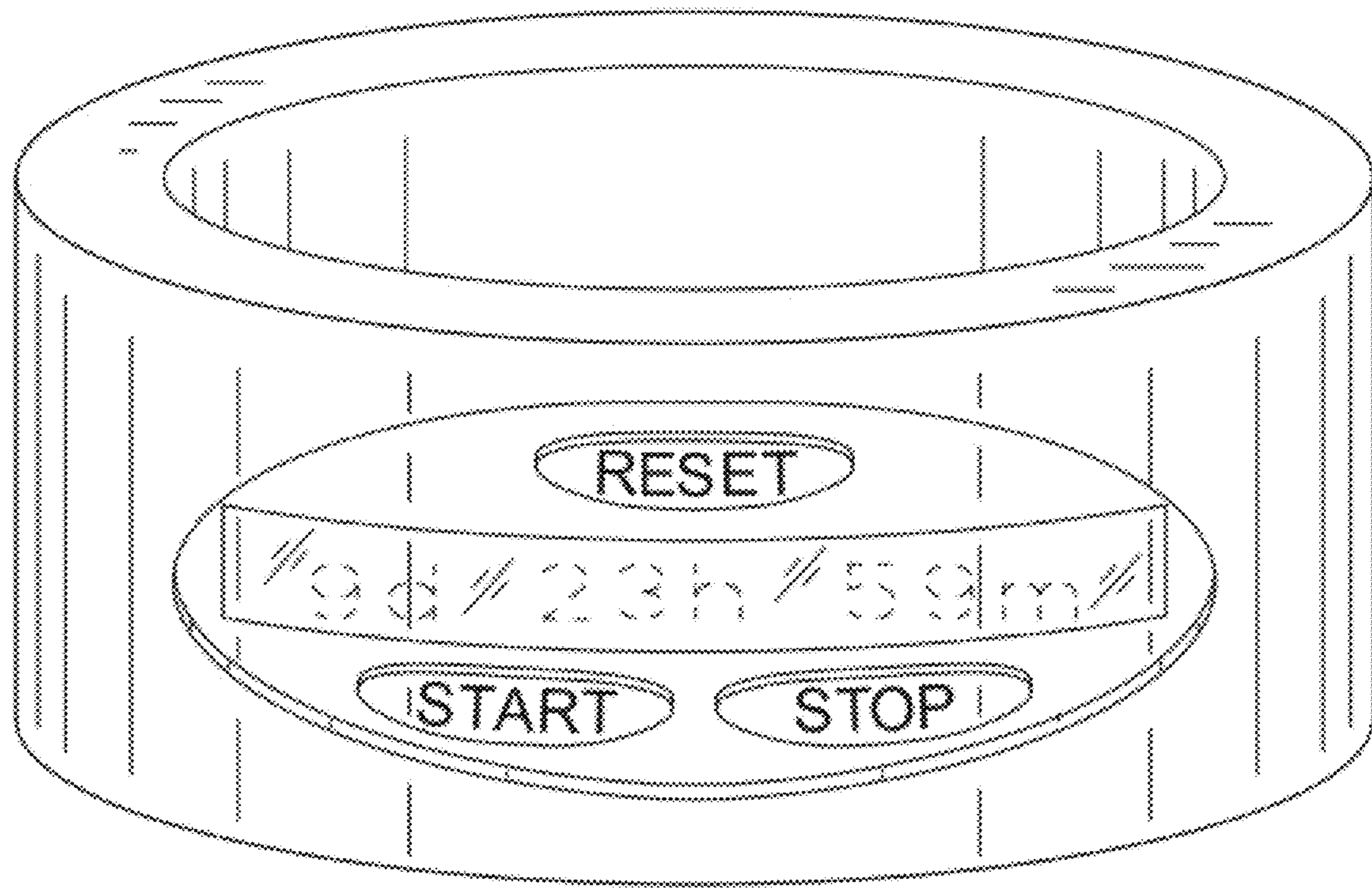


FIG. 1

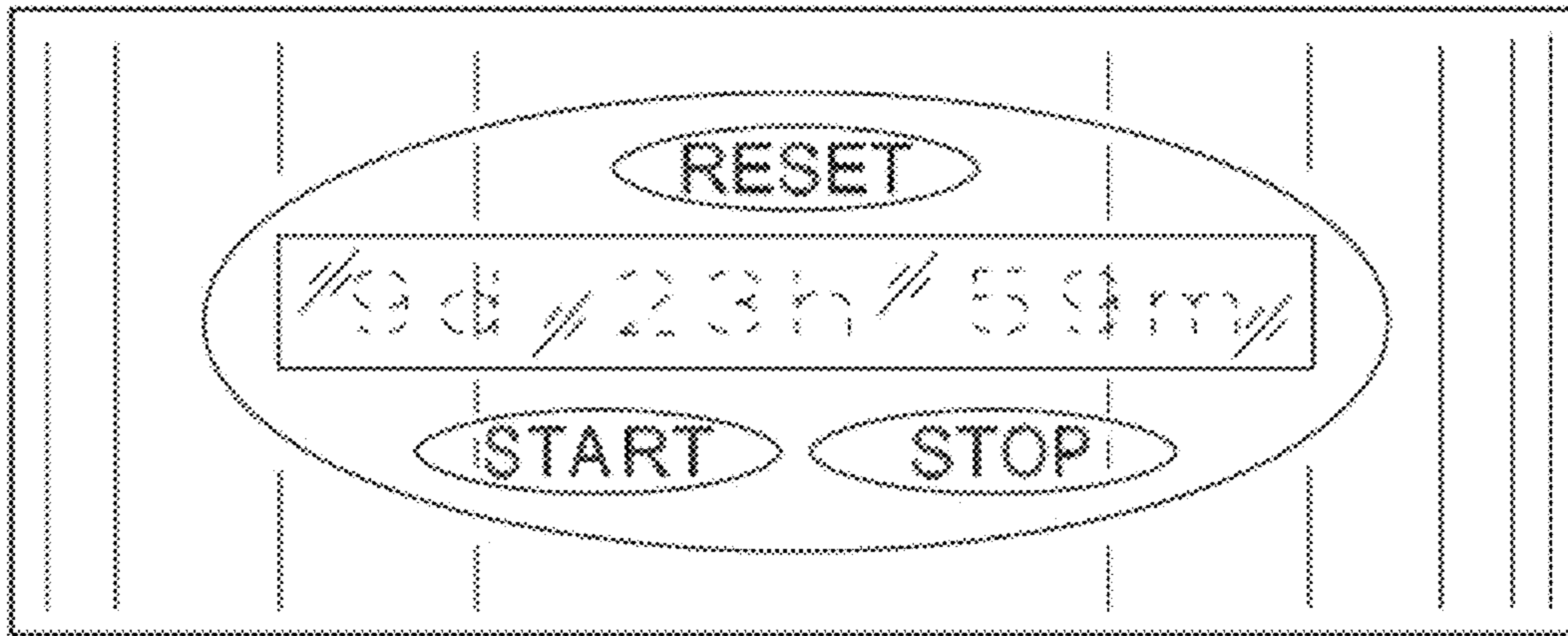


FIG. 2

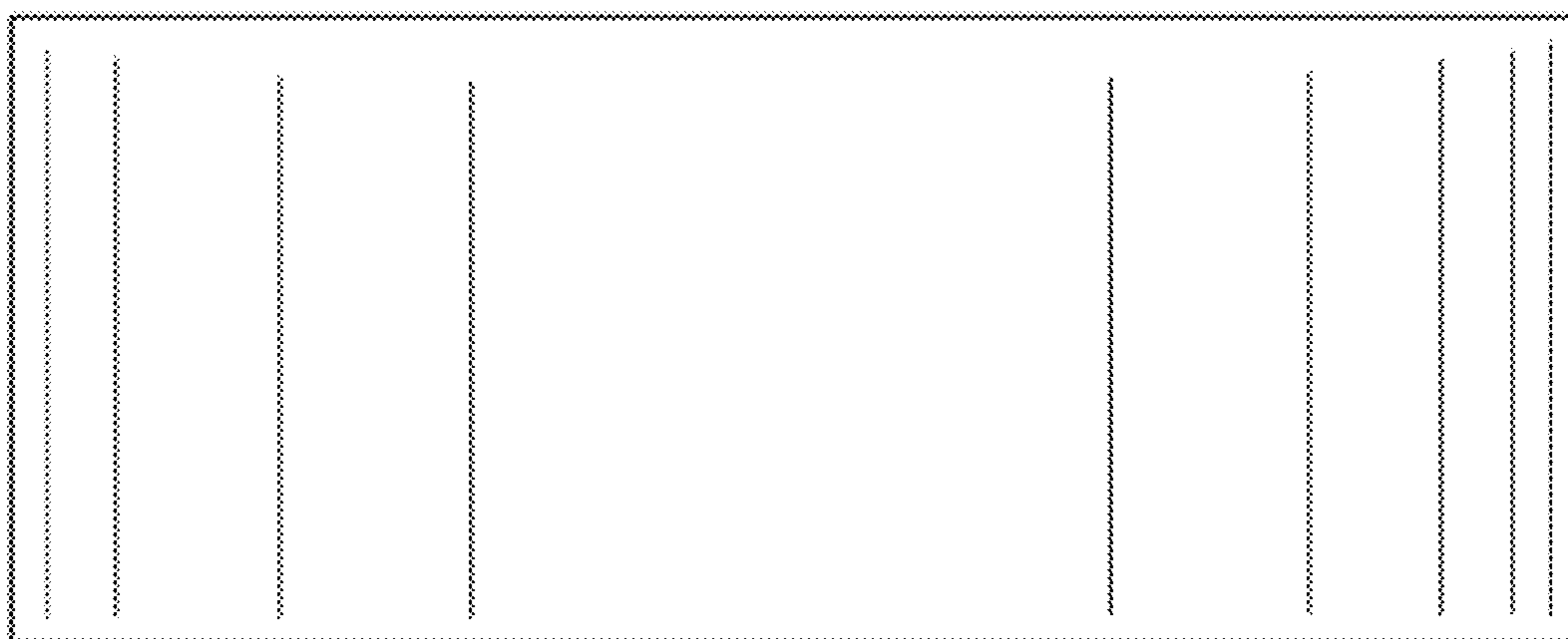


FIG. 3




FIG. 4




FIG. 5

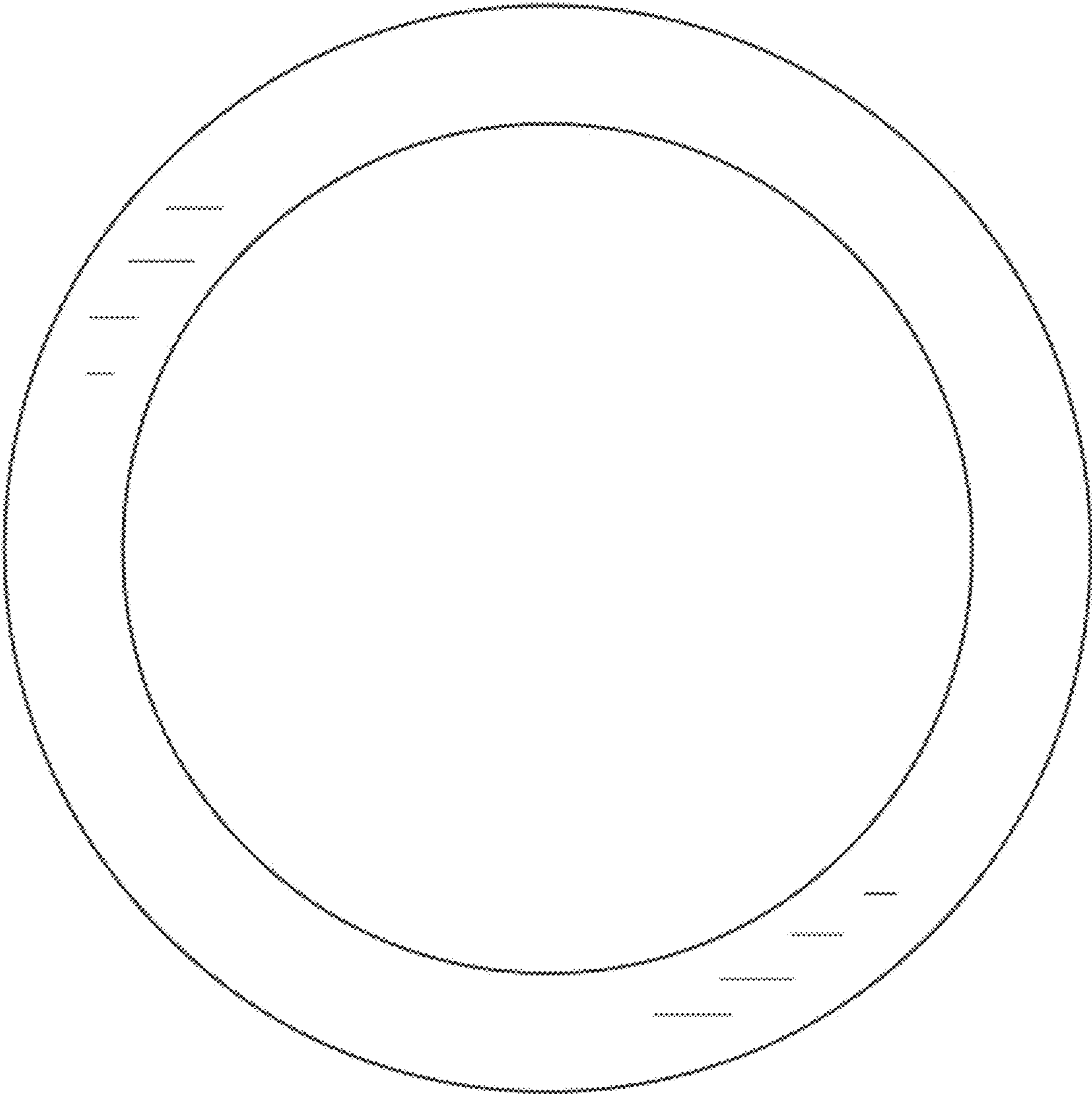


FIG. 6