

US00D668971S

(12) **United States Design Patent**  
**Tedeschi**

(10) **Patent No.:** **US D668,971 S**

(45) **Date of Patent:** **\*\* Oct. 16, 2012**

(54) **WATCH**

(75) **Inventor:** **Marco Tedeschi, Founex (CH)**

(73) **Assignee:** **HUBLLOT SA, Geneve, Geneva (CH)**

(\*\*) **Term:** **14 Years**

(21) **Appl. No.:** **29/397,030**

(22) **Filed:** **Jul. 11, 2011**

(30) **Foreign Application Priority Data**

Jan. 14, 2011 (WO) ..... DM/075168

(51) **LOC (9) Cl.** ..... **10-02**

(52) **U.S. Cl.** ..... **D10/39**

(58) **Field of Classification Search** ..... D10/30-39,  
D10/123-126; 368/276, 281, 282, 80, 223,  
368/228, 232, 294, 295

See application file for complete search history.

(56) **References Cited**

**U.S. PATENT DOCUMENTS**

D283,401 S *	4/1986	Lung	.....	D10/30
4,623,261 A *	11/1986	Muto	.....	368/80
D312,793 S *	12/1990	Fujiwara	.....	D10/39
D355,613 S *	2/1995	Takani et al.	.....	D10/39
D390,791 S *	2/1998	Kubisch	.....	D10/39
D391,176 S *	2/1998	Bulgari	.....	D10/39
D452,175 S *	12/2001	Finazzi	.....	D10/39
D511,695 S *	11/2005	Hegi	.....	D10/39

D523,357 S *	6/2006	Kummer	.....	D10/38
D539,669 S *	4/2007	Vaptzarof	.....	D10/31
D539,674 S *	4/2007	Vaptzarof	.....	D10/38
D551,993 S *	10/2007	Kachi	.....	D10/38
D559,124 S *	1/2008	Modolo	.....	D10/32
D573,485 S *	7/2008	Kuchler	.....	D10/32
D582,793 S *	12/2008	Lalo	.....	D10/38
D585,768 S *	2/2009	Loth	.....	D10/39
D590,727 S *	4/2009	Wei	.....	D10/38
D607,346 S *	1/2010	Bove et al.	.....	D10/38
D642,075 S *	7/2011	Crocco	.....	D10/39
D644,943 S *	9/2011	Crocco	.....	D10/39
D649,481 S *	11/2011	Crocco	.....	D10/39

\* cited by examiner

*Primary Examiner* — Lucy Lieberman

(74) *Attorney, Agent, or Firm* — Sughrue Mion, PLLC

(57) **CLAIM**

The ornamental design for a watch, as shown and described.

**DESCRIPTION**

FIG. 1 is a perspective view of front and right side of a watch showing my new design;

FIG. 2 is a bottom plan view thereof;

FIG. 3 is a right elevational view thereof;

FIG. 4 is a left elevational view thereof;

FIG. 5 is a top plan view thereof;

FIG. 6 is a rear elevational view thereof; and,

FIG. 7 is a front elevational view thereof.

**1 Claim, 7 Drawing Sheets**






FIG. 1

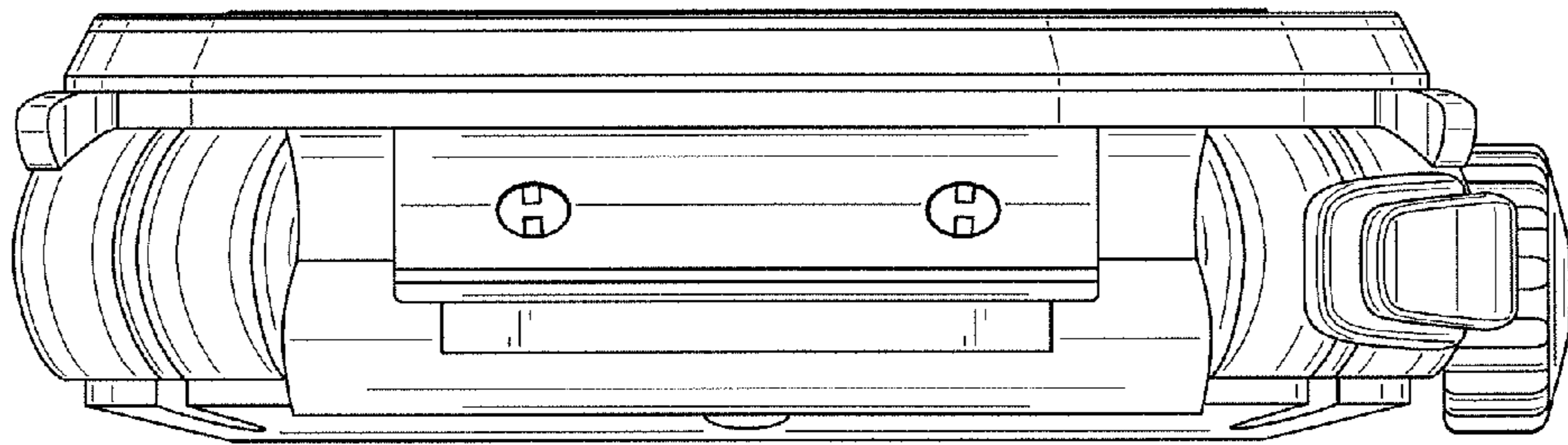


FIG. 2

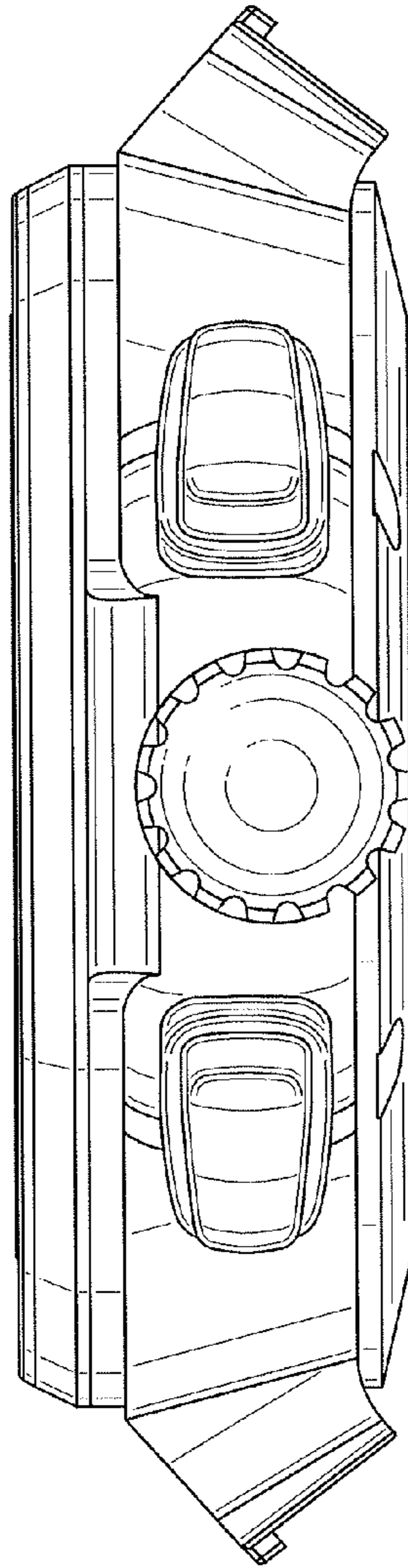


FIG. 3

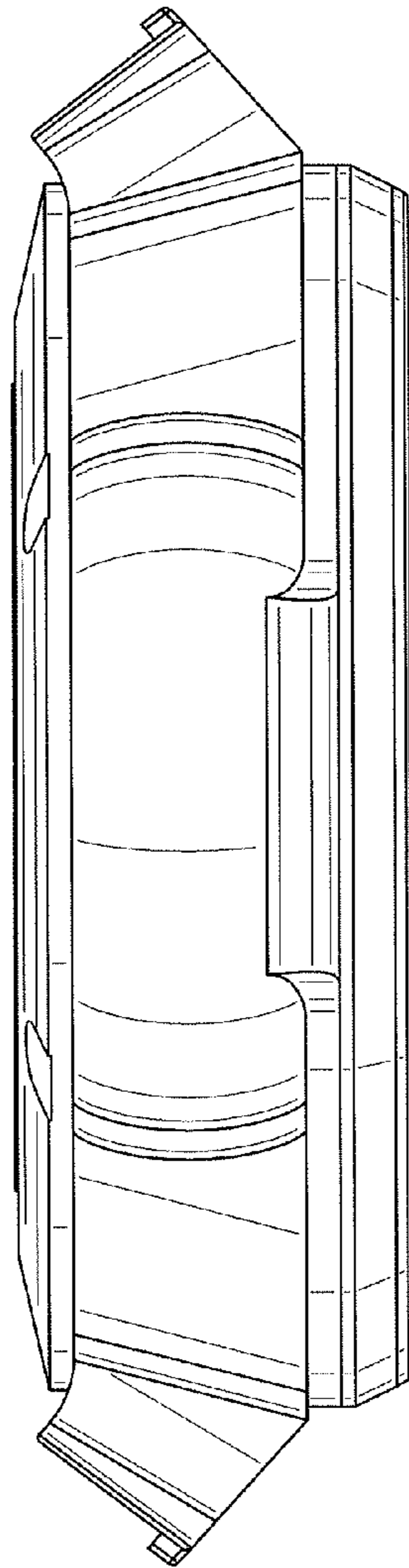


FIG. 4

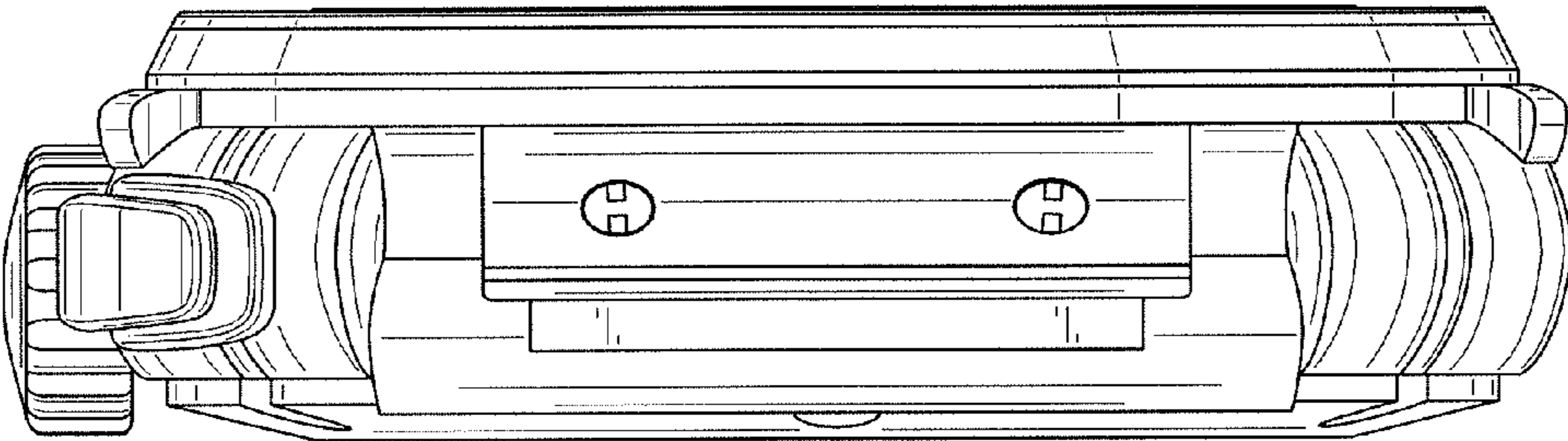


FIG. 5

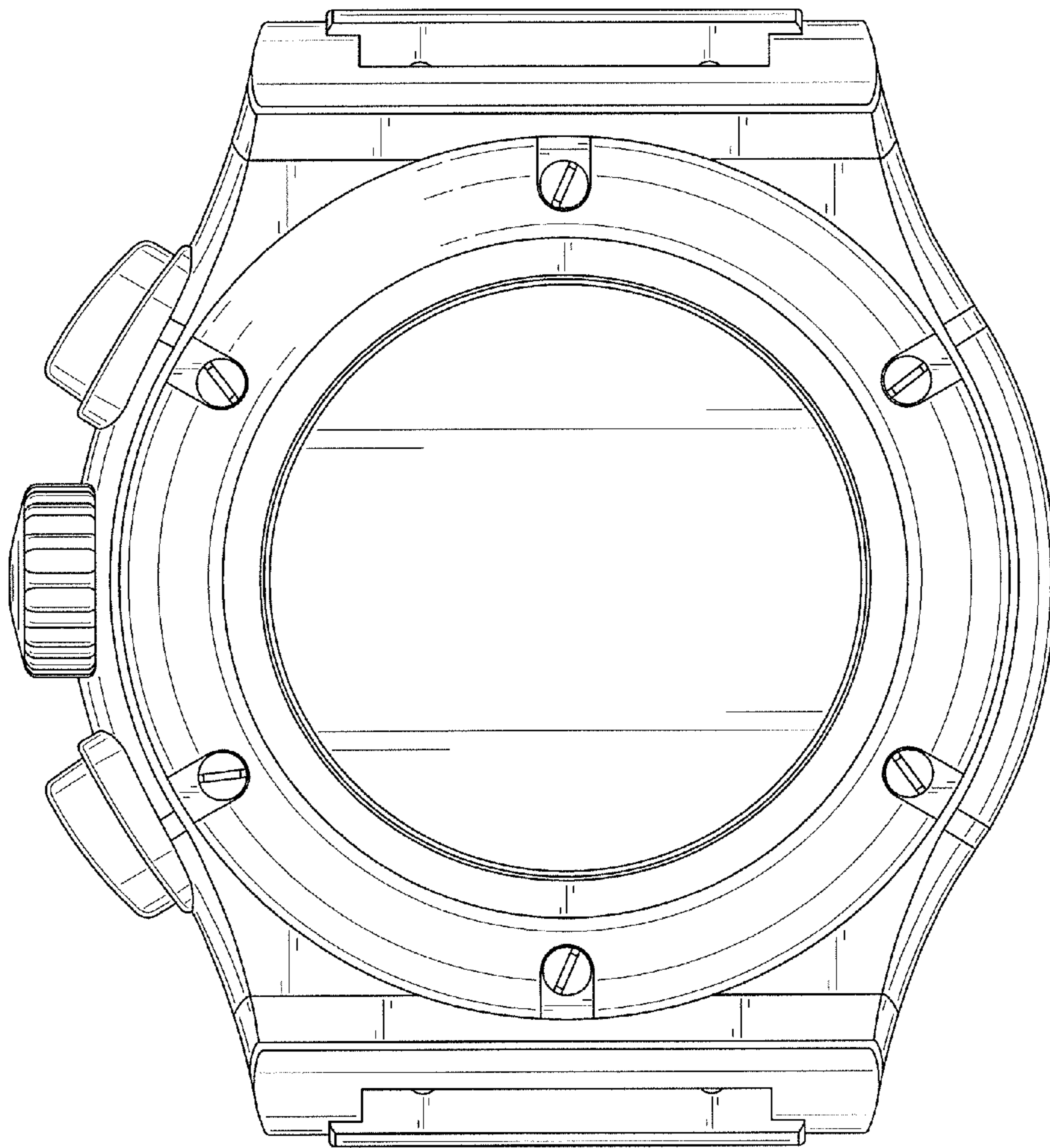


FIG. 6



FIG. 7