

US00D668969S

(12) **United States Design Patent**  
**Chastaingt**

(10) **Patent No.:** **US D668,969 S**

(45) **Date of Patent:** **\*\* \*Oct. 16, 2012**

(54) **WATCH CASE**

(75) **Inventor:** **Arnaud Chastaingt, Paris (FR)**

(73) **Assignee:** **Cartier Creation Studio SA, Geneva (CH)**

(\*) **Notice:** This patent is subject to a terminal disclaimer.

(\*\*) **Term:** **14 Years**

(21) **Appl. No.:** **29/373,859**

(22) **Filed:** **Jun. 1, 2011**

(30) **Foreign Application Priority Data**

Dec. 10, 2010 (WO) ..... DM/074 967

(51) **LOC (9) Cl.** ..... **10-02**

(52) **U.S. Cl.** ..... **D10/38**

(58) **Field of Classification Search** ..... D10/30-39;  
368/276, 281, 282, 285

See application file for complete search history.

(56) **References Cited**

**U.S. PATENT DOCUMENTS**

4,855,972	A	*	8/1989	Eiss	.....	368/282
D317,577	S	*	6/1991	Eiss	.....	D10/30
D319,790	S	*	9/1991	Burgener	.....	D10/32
D321,664	S	*	11/1991	Kennedy	.....	D10/30
D394,391	S	*	5/1998	Bruce et al.	.....	D10/30
D394,394	S	*	5/1998	Bruce et al.	.....	D10/30

D394,395	S	*	5/1998	Bruce et al.	.....	D10/30
D423,950	S	*	5/2000	Bulgari	.....	D10/32
D443,220	S	*	6/2001	Robinette	.....	D10/128
D447,977	S	*	9/2001	Tan et al.	.....	D10/128
D471,470	S	*	3/2003	Tan et al.	.....	D10/30
D472,478	S	*	4/2003	Tan et al.	.....	D10/30
D493,371	S	*	7/2004	Streltsov	.....	D10/30
D504,332	S	*	4/2005	Chodat	.....	D10/39
D513,998	S	*	1/2006	Emery et al.	.....	D10/32
D558,608	S	*	1/2008	Iff	.....	D10/32
D558,609	S	*	1/2008	Iff	.....	D10/32
D565,430	S	*	4/2008	Wartersian et al.	.....	D10/38
D567,678	S	*	4/2008	Iff	.....	D10/39
D567,679	S	*	4/2008	Iff	.....	D10/39
D572,607	S	*	7/2008	Emch Ducommun	.....	D10/32
D608,222	S	*	1/2010	Kimura	.....	D10/32
D608,663	S	*	1/2010	Kimura	.....	D10/38
D625,204	S	*	10/2010	Kimura	.....	D10/32
D626,436	S	*	11/2010	Kimura	.....	D10/38

\* cited by examiner

*Primary Examiner* — Lucy Lieberman

(74) *Attorney, Agent, or Firm* — Clifford W. Browning; Krieg DeVault LLP

(57) **CLAIM**

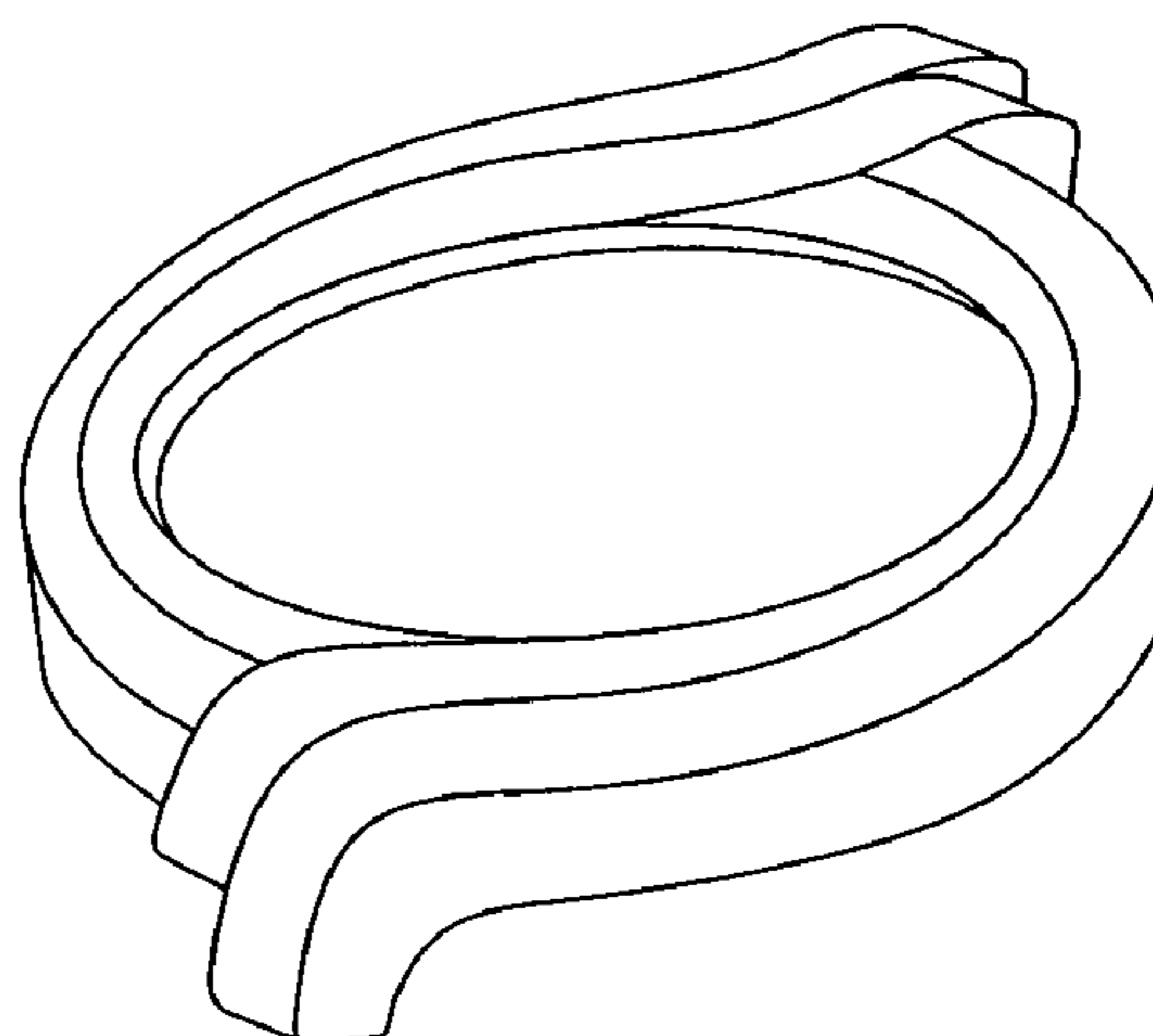
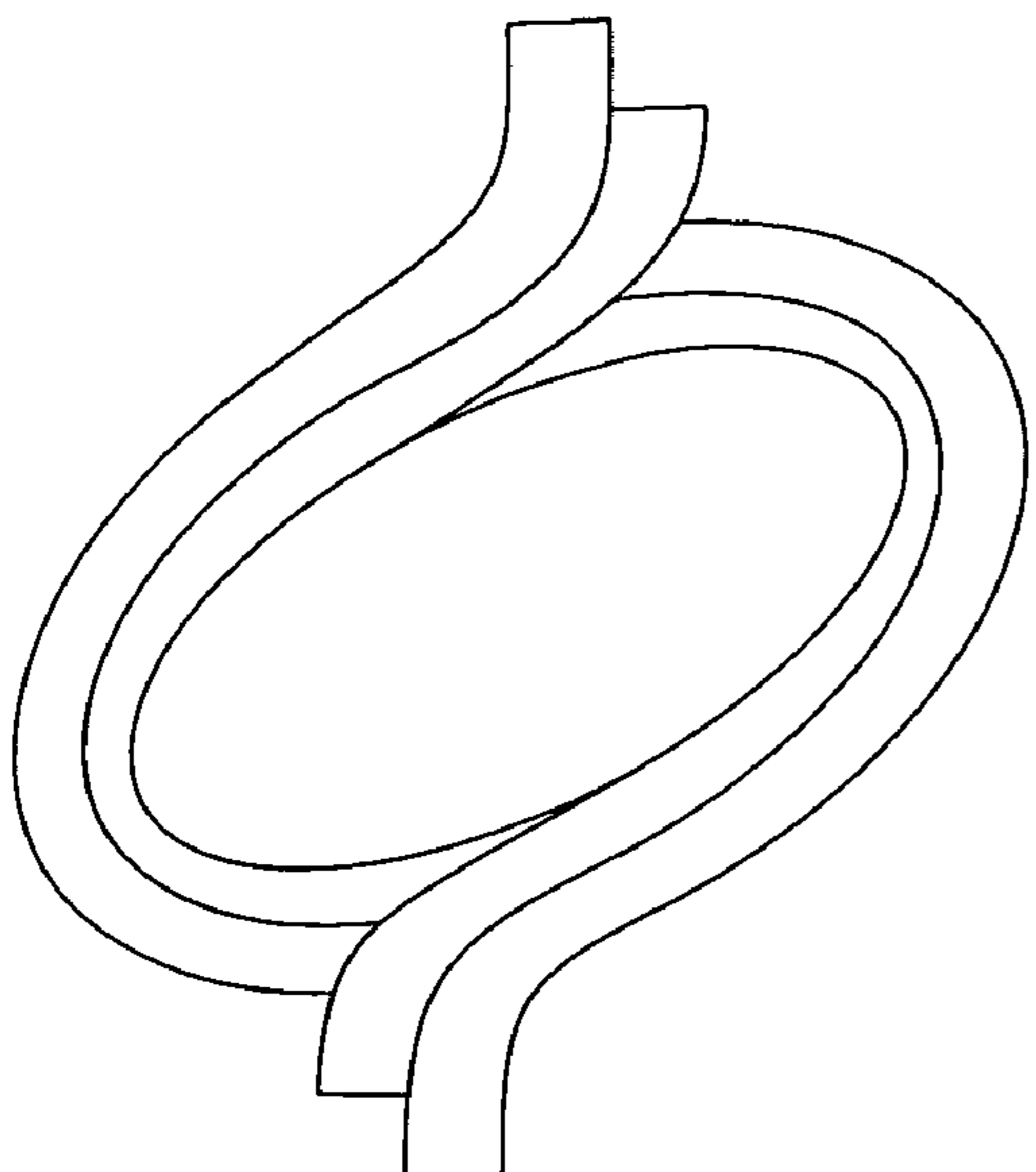
The ornamental design for a watch case, as shown and described.

**DESCRIPTION**

FIG. 1 is a front elevation of a watch case showing my new design; and,

FIG. 2 is a right side perspective view thereof.

**1 Claim, 1 Drawing Sheet**



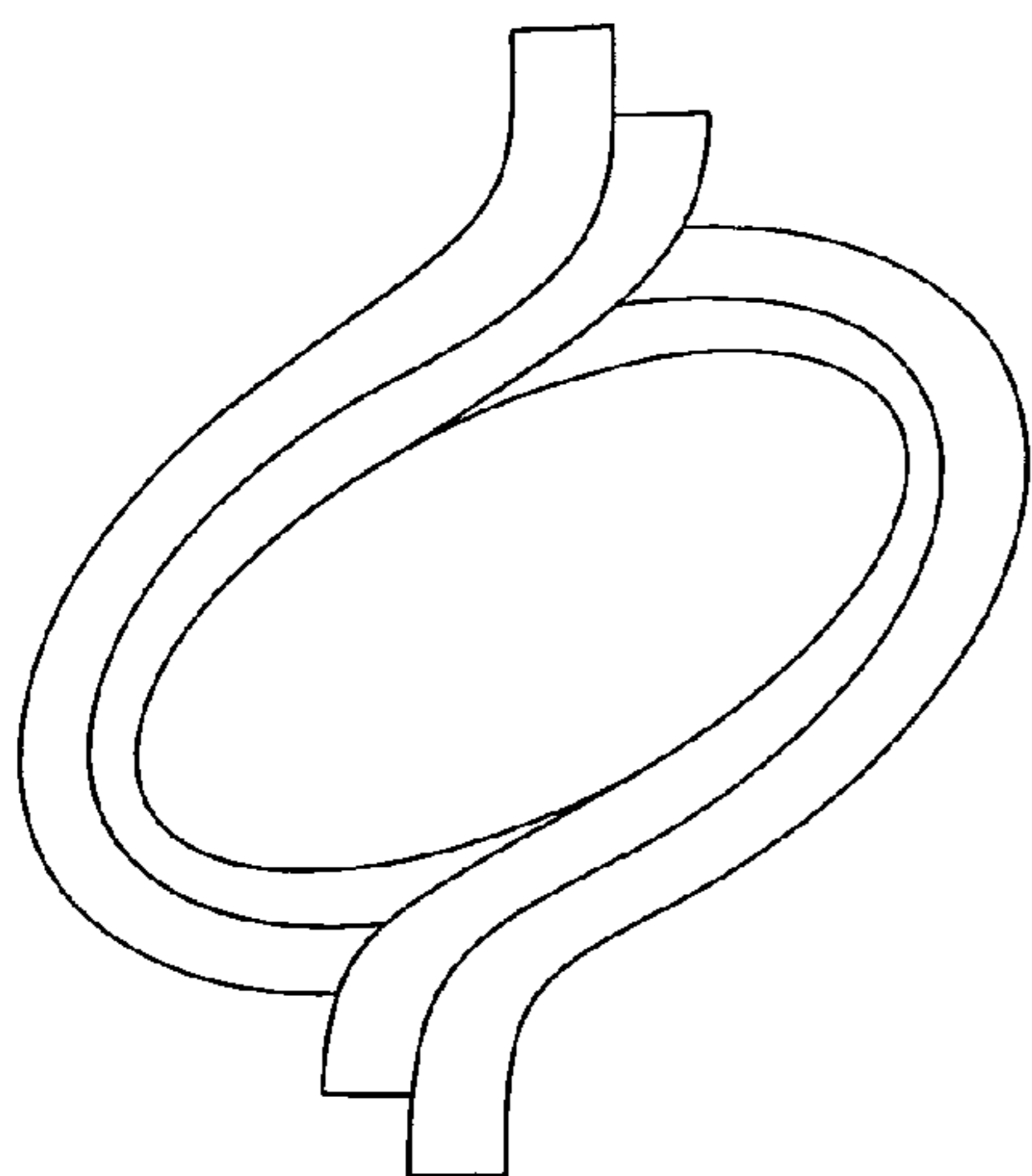


Fig. 1

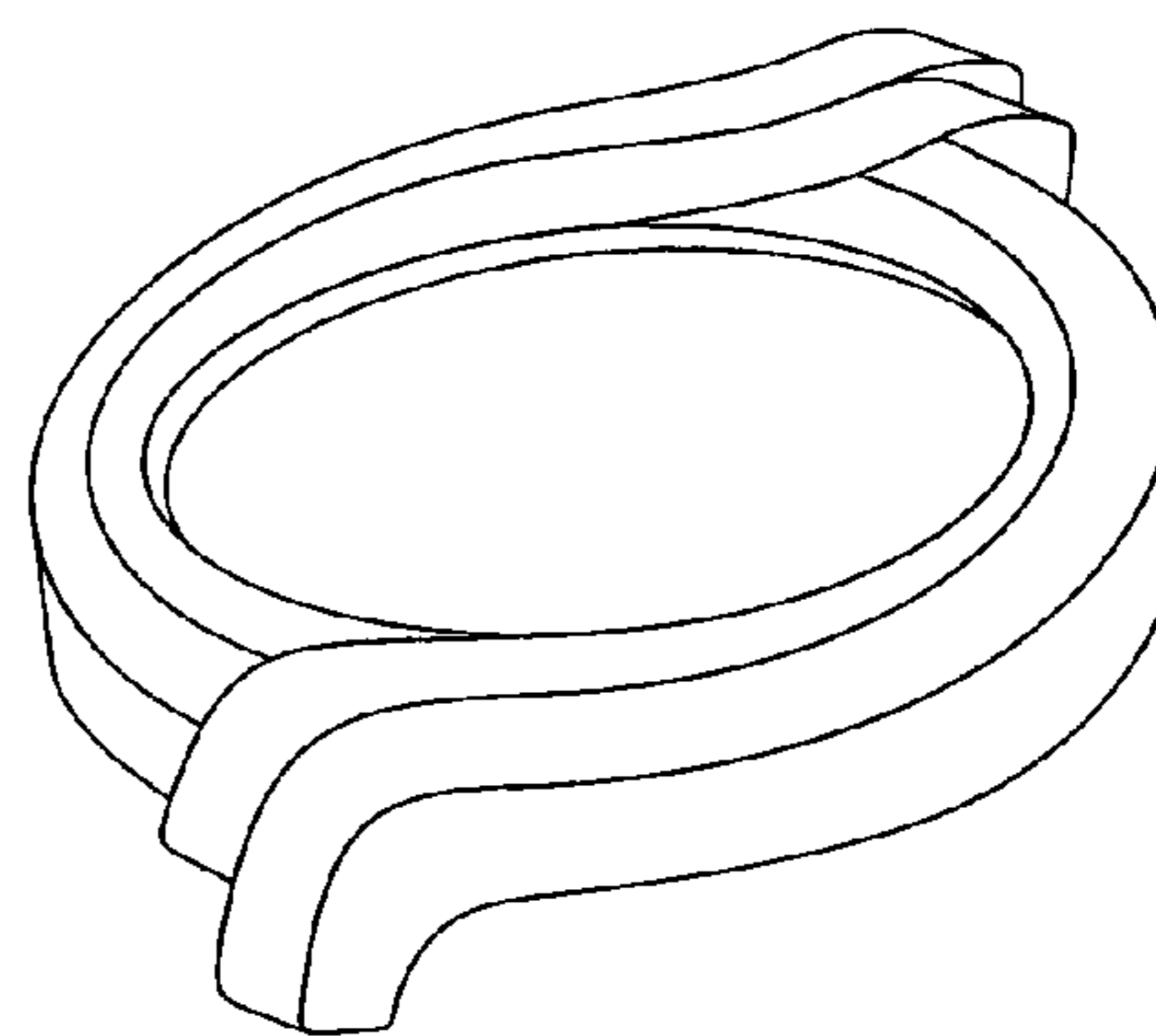


Fig. 2