



US00D668966S

(12) **United States Design Patent**
Scott

(10) **Patent No.:** **US D668,966 S**

(45) **Date of Patent:** **** Oct. 16, 2012**

(54) **WRISTWATCH**

(75) **Inventor:** **Jeremy Scott, Los Angeles, CA (US)**

(73) **Assignee:** **Swatch AG (Swatch SA) (Swatch Ltd),
Biel/Bienne (CH)**

(**) **Term:** **14 Years**

(21) **Appl. No.:** **29/406,784**

(22) **Filed:** **Nov. 18, 2011**

(30) **Foreign Application Priority Data**

May 23, 2011 (WO) DM/076 123

(51) **LOC (9) Cl.** **10-02**

(52) **U.S. Cl.** **D10/32; D10/35**

(58) **Field of Classification Search** D10/30-39,
D10/123-126; 368/276, 281, 282, 80, 228,
368/232, 223

See application file for complete search history.

(56) **References Cited**

U.S. PATENT DOCUMENTS

D31,501	S	*	9/1899	Clarke	D10/124
1,216,556	A	*	2/1917	Faiella	368/232
3,733,809	A	*	5/1973	Reiter et al.	368/232
D311,143	S	*	10/1990	Lipp	D10/31
D345,522	S	*	3/1994	Kaneko	D10/126
D345,523	S	*	3/1994	Kaneko	D10/126
D346,129	S	*	4/1994	Kaneko	D10/126
D346,342	S	*	4/1994	Kaneko	D10/126
D351,107	S	*	10/1994	Kaneko	D10/32
5,696,741	A	*	12/1997	Nussbaum	368/281
D396,194	S	*	7/1998	Bruce	D10/31
D413,530	S	*	9/1999	Flury et al.	D10/32
D449,998	S	*	11/2001	Butler	D10/32
D470,778	S	*	2/2003	Berke	D10/32

6,525,999	B1	*	2/2003	Shevins	368/223
D476,905	S	*	7/2003	El Kadiri	D10/30
D476,906	S	*	7/2003	Nussbaum	D10/30
D477,235	S	*	7/2003	El Kadiri	D10/30
6,605,791	B2	*	8/2003	Grupp	200/512
6,714,485	B2	*	3/2004	Albisetti et al.	368/27
6,809,993	B1	*	10/2004	Muller et al.	368/242
D537,740	S	*	3/2007	Grosjean	D10/38
D631,373	S	*	1/2011	Mikkelsen	D10/32
D649,072	S	*	11/2011	Scott	D10/32
D650,705	S	*	12/2011	Blank	D10/32
D652,754	S	*	1/2012	Cronson et al.	D10/126

OTHER PUBLICATIONS

“Lady & the Mirror” Swatch Watch GN170, 1997, retrieved from the internet Mar. 14, 2012, <URL:www.swatchandbeyond.com>.*

* cited by examiner

Primary Examiner — Lucy Lieberman

(74) *Attorney, Agent, or Firm* — Collen IP; Donald J. Ranft

(57) **CLAIM**

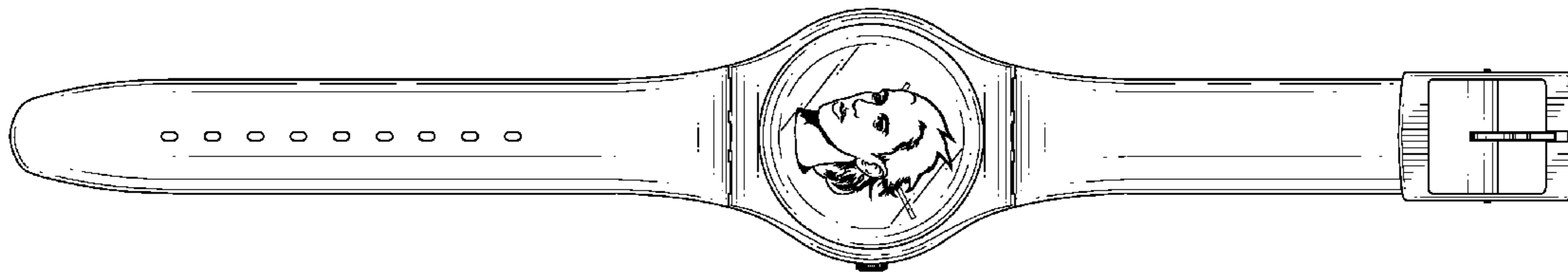
The ornamental design for a wristwatch, as shown and described.

DESCRIPTION

FIG. 1 is a front perspective view of a wristwatch showing my new design;
FIG. 2 is a right side view thereof;
FIG. 3 is a left side view thereof;
FIG. 4 is a bottom view thereof;
FIG. 5 is a top view thereof;
FIG. 6 is a front view thereof; and,
FIG. 7 is a rear views thereof.

The portions of the wristwatch shown in broken lines form no part of the claimed design.

1 Claim, 3 Drawing Sheets



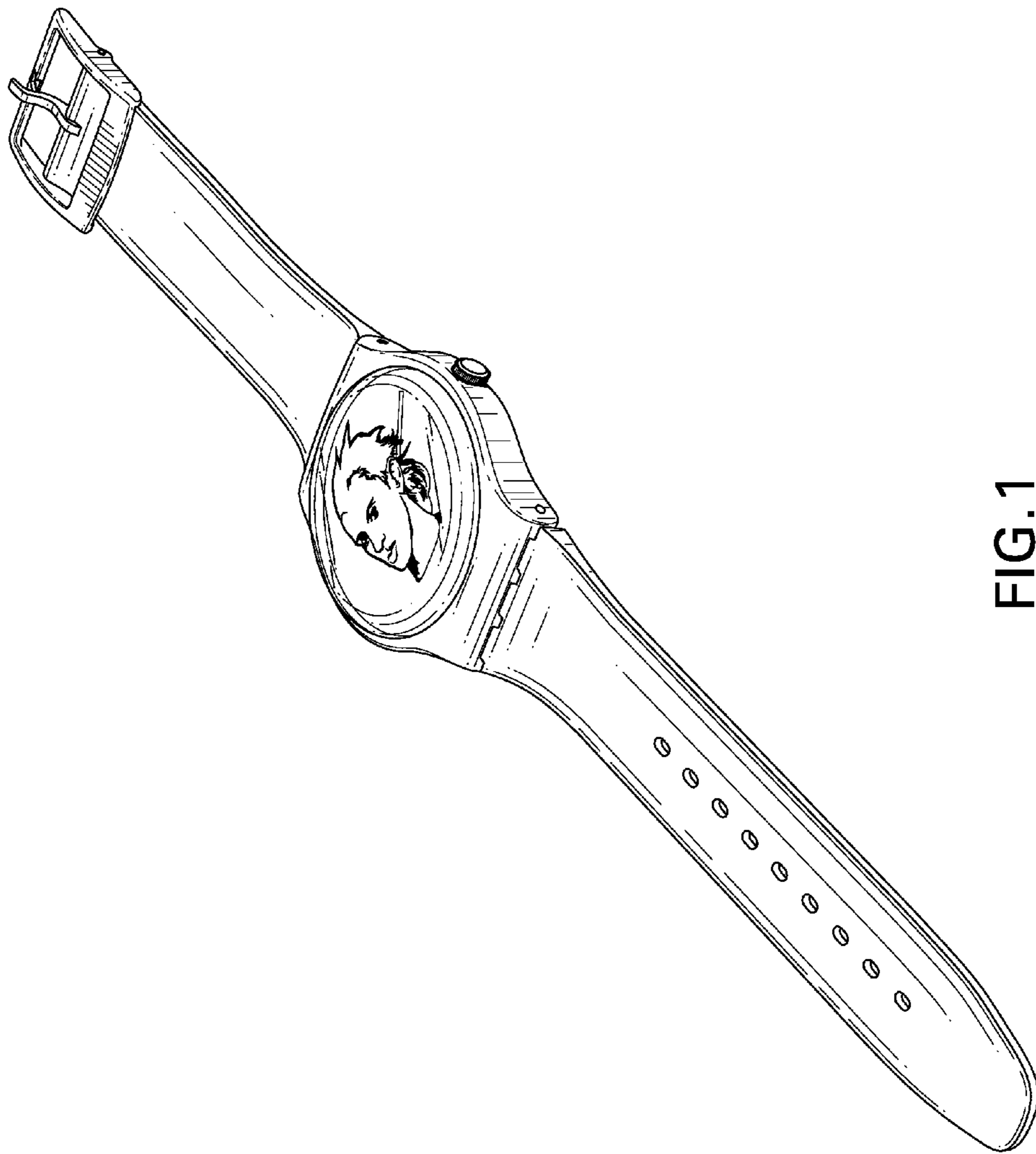


FIG. 1

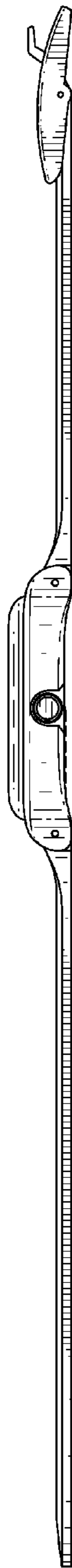


FIG. 2

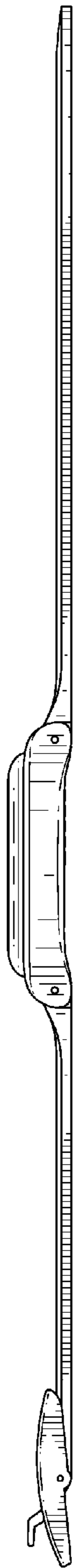


FIG. 3




FIG. 4

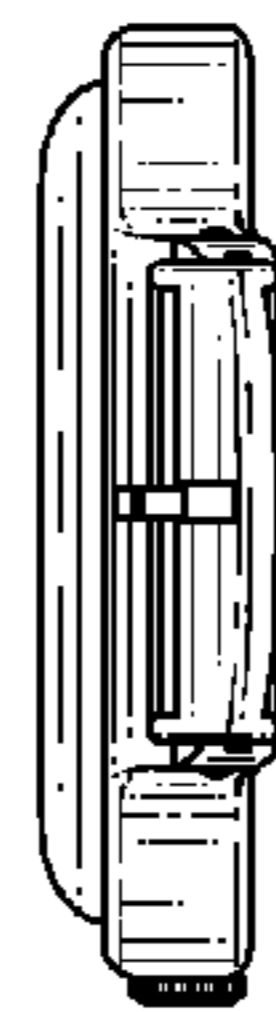


FIG. 5




FIG. 6

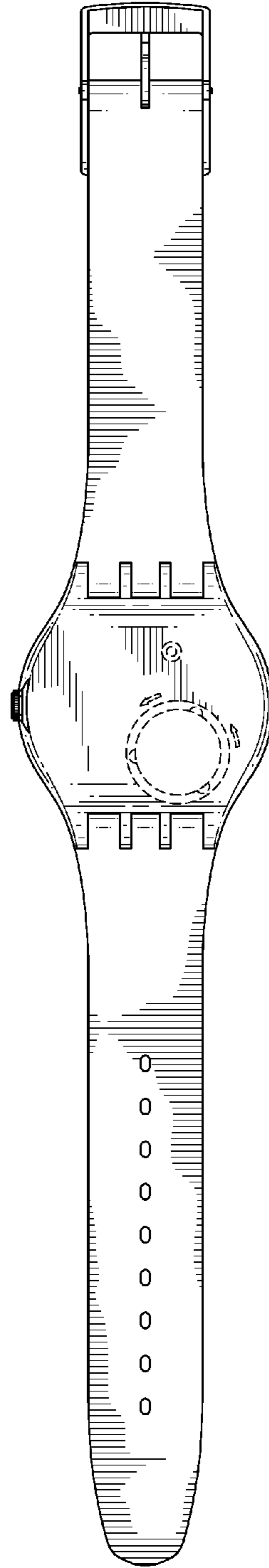


FIG. 7