

US00D668964S

(12) **United States Design Patent**  
**Althoff**

(10) **Patent No.:** **US D668,964 S**  
(45) **Date of Patent:** **\*\* Oct. 16, 2012**

(54) **PACKAGE FOR STAIN TREATMENT DEVICE**

(75) Inventor: **Gregory Russell Althoff**, Cincinnati, OH (US)

(73) Assignee: **The Procter & Gamble Company**, Cincinnati, OH (US)

(\*\*) Term: **14 Years**

(21) Appl. No.: **29/389,869**

(22) Filed: **Apr. 18, 2011**

(51) **LOC (9) Cl.** ..... **09-05**

(52) **U.S. Cl.** ..... **D9/711**

(58) **Field of Classification Search** ..... D9/702-714,  
D9/414-418, 420-426, 430-433, 444, 499;  
206/485, 588, 766, 779, 822, 429, 431; 220/23.83,  
220/315, 324, 326, 367, 4.21, 4.23; 229/406,  
229/902-904, 906, 407, 121, 122, 108, 92.1;  
D6/470, 397, 441

See application file for complete search history.

(56) **References Cited**

**U.S. PATENT DOCUMENTS**

D182,375 S *	3/1958	Moore	.....	D9/711
D307,242 S *	4/1990	Horton	.....	D9/711
D360,827 S *	8/1995	Mats	.....	D9/711
D454,062 S *	3/2002	Garrant et al.	.....	D9/415
D553,999 S *	10/2007	Mason	.....	D9/711
D554,497 S *	11/2007	VanDerStighelen	.....	D9/711
D600,940 S *	9/2009	Eliaš et al.	.....	D6/407
D623,538 S *	9/2010	Kesselman	.....	D9/711

D625,177 S *	10/2010	Seum et al.	.....	D9/418
D630,523 S *	1/2011	Dragoo et al.	.....	D9/711
D633,381 S *	3/2011	Klauder	.....	D9/418
D644,922 S *	9/2011	Smith et al.	.....	D9/418

\* cited by examiner

*Primary Examiner* — Caron D Veynar

*Assistant Examiner* — Abraham Bahta

(74) *Attorney, Agent, or Firm* — Gary J. Foose

(57) **CLAIM**

The ornamental design for a package for a stain treatment device, as shown and described.

**DESCRIPTION**

FIG. 1 is a perspective view of a package for a stain treatment device;

FIG. 2 is a front view of the package for a stain treatment device of FIG. 1;

FIG. 3 is a rear view of the package for a stain treatment device of FIG. 1;

FIG. 4 is a side view of the package for a stain treatment device of FIG. 1;

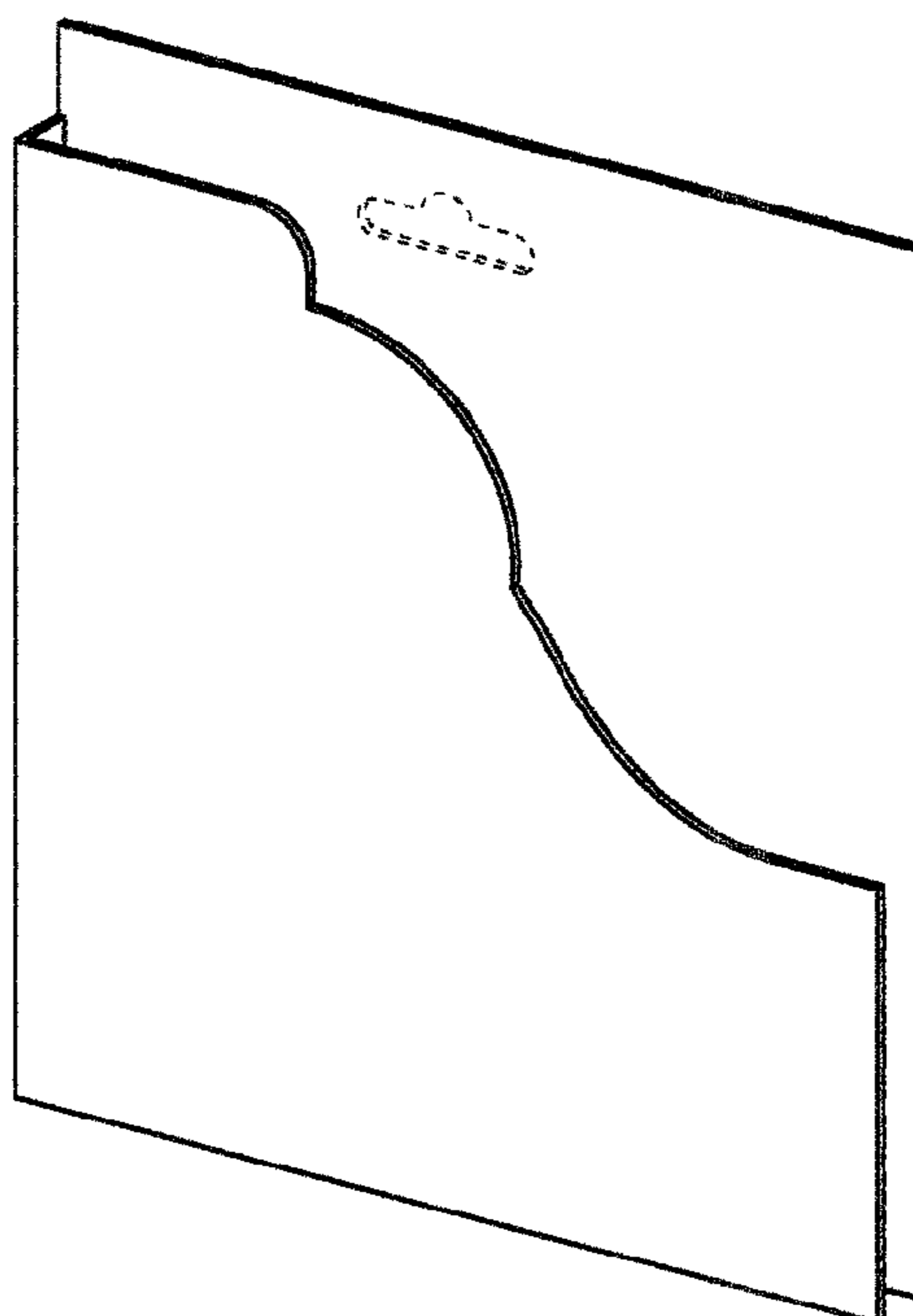
FIG. 5 is a side view of the package for a stain treatment device of FIG. 1, opposite the side view shown in FIG. 4;

FIG. 6 is top view of the package for a stain treatment device of FIG. 1; and,

FIG. 7 is a bottom view of the package for a stain treatment device of FIG. 1.

The broken line showing of a portion of the package is included for the purpose of illustrating an opening and forms no part of the claimed design.

**1 Claim, 1 Drawing Sheet**



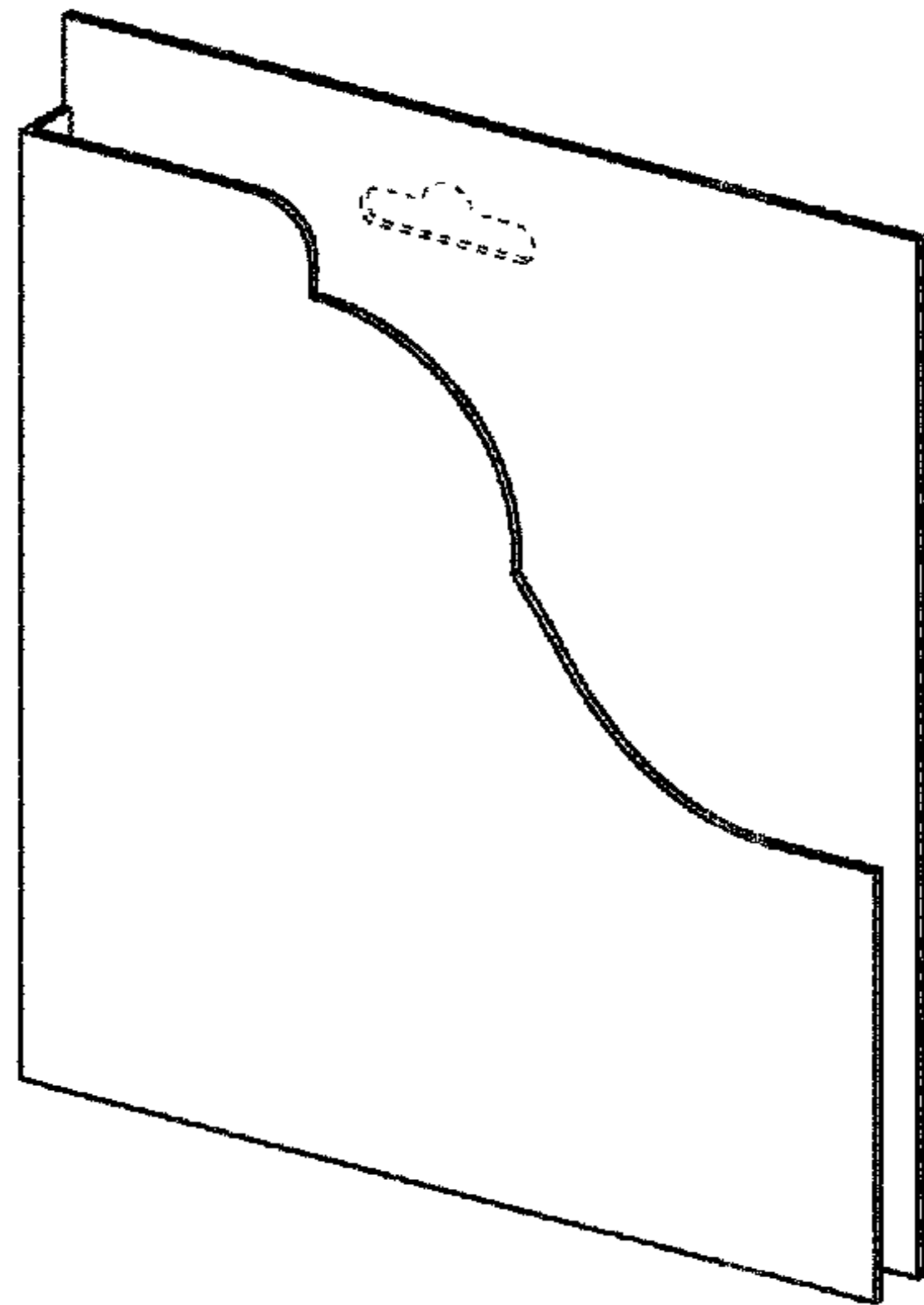


Fig. 1

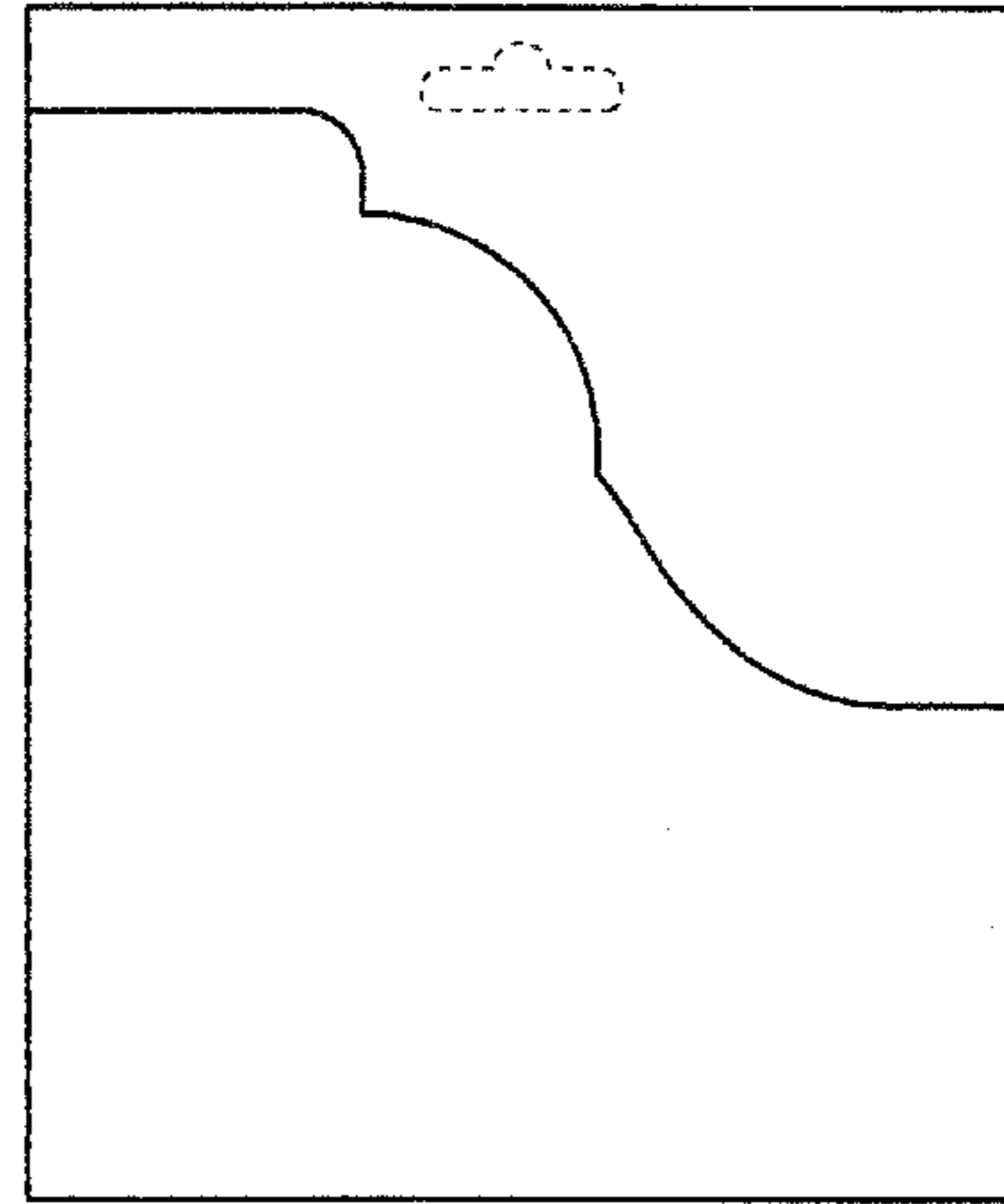


Fig. 2




Fig. 3




Fig. 4

Fig. 5



Fig. 6




Fig. 7