

US00D668962S

(12) **United States Design Patent**
Middleton

(10) **Patent No.:** **US D668,962 S**

(45) **Date of Patent:** **** *Oct. 16, 2012**

(54) **BOTTLE**

(75) Inventor: **Thomas Middleton**, Scottsdale, AZ
(US)

(73) Assignee: **Scramjet Brothers LLC**, Phoenix, AZ
(US)

(*) Notice: This patent is subject to a terminal disclaimer.

(**) Term: **14 Years**

(21) Appl. No.: **29/381,136**

(22) Filed: **Dec. 15, 2010**

(51) **LOC (9) Cl.** **09-01**

(52) **U.S. Cl.** **D9/680; D9/531**

(58) **Field of Classification Search** D9/600,
D9/614, 625-628, 560, 516, 531, 533, 536,
D9/572-575; D7/514-517; 206/527; 215/379-383,
215/400; 220/890

See application file for complete search history.

D365,622 S * 12/1995 Edwards D22/117
D491,999 S 6/2004 Scott
6,913,159 B1 7/2005 Goldberg
D545,213 S * 6/2007 Werner D9/652
D580,710 S * 11/2008 Huggins D7/515
D595,146 S 6/2009 Ivey
2008/0223812 A1 9/2008 Domagala

OTHER PUBLICATIONS

www.amazon.com/Skull-Crossbones-Pewter-Wine-Stopper/dp/B0013JCQBS web page printout dated Mar. 22, 2010, pp. 1-4.
www.homewetbar.com/skull-and-cross-bones-liquor-dispenser-p-1278.html web page printout dated Mar. 22, 2010, pp. 1-4.
www.jafgifts.com/SKULL-BONES-BOTTLE-STOPPER_126573.html web page printout dated Mar. 22, 2010, p. 1.

* cited by examiner

Primary Examiner — Sandra Morris

(74) *Attorney, Agent, or Firm* — Snell & Wilmer L.L.P.

(57) **CLAIM**

The ornamental design for the bottle, as shown.

(56) **References Cited**

U.S. PATENT DOCUMENTS

D14,330 S 9/1883 Stites
D39,512 S 9/1908 Evans
D46,407 S 9/1914 Moss et al.
D51,664 S 1/1918 Tykarsky
1,648,165 A 11/1927 Dennert
D150,567 S 8/1948 Greig
2,914,785 A 12/1959 Ela
4,226,418 A 10/1980 Balfour
4,697,377 A 10/1987 Martin
D302,919 S 8/1989 Feltman, III et al.
4,928,837 A 5/1990 Curiel

DESCRIPTION

FIG. 1 is a perspective view of a bottle, showing my new design;

FIG. 2 is a front view of the bottle of FIG. 1;

FIG. 3 is a rear view of the bottle of FIG. 1;


FIG. 4 is a right side view of the bottle of FIG. 1;

FIG. 5 is a left side view of the bottle of FIG. 1;

FIG. 6 is a top view of the bottle of FIG. 1; and,

FIG. 7 is a bottom view of the bottle of FIG. 1.

1 Claim, 6 Drawing Sheets






FIG. 1

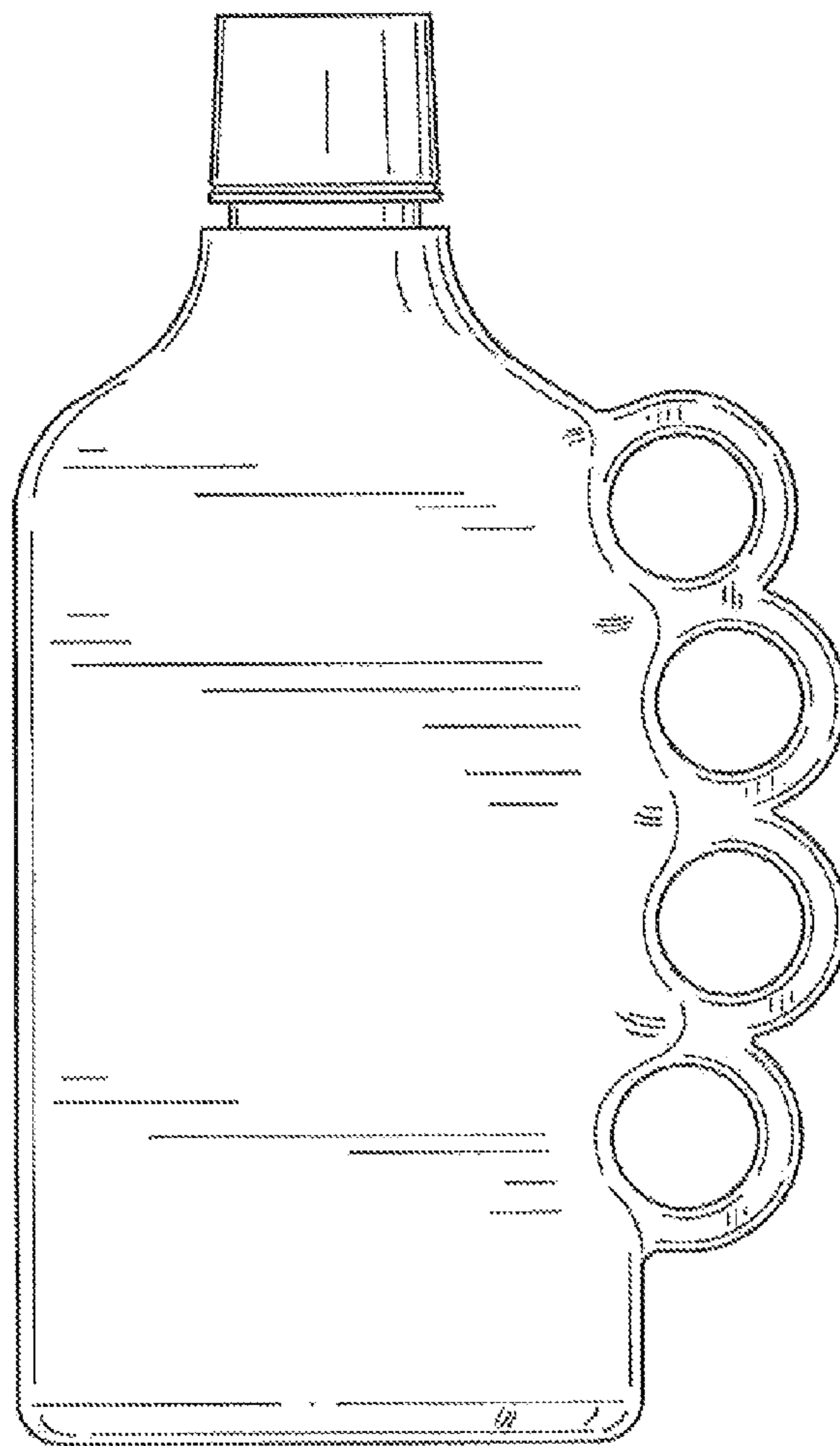


FIG. 2

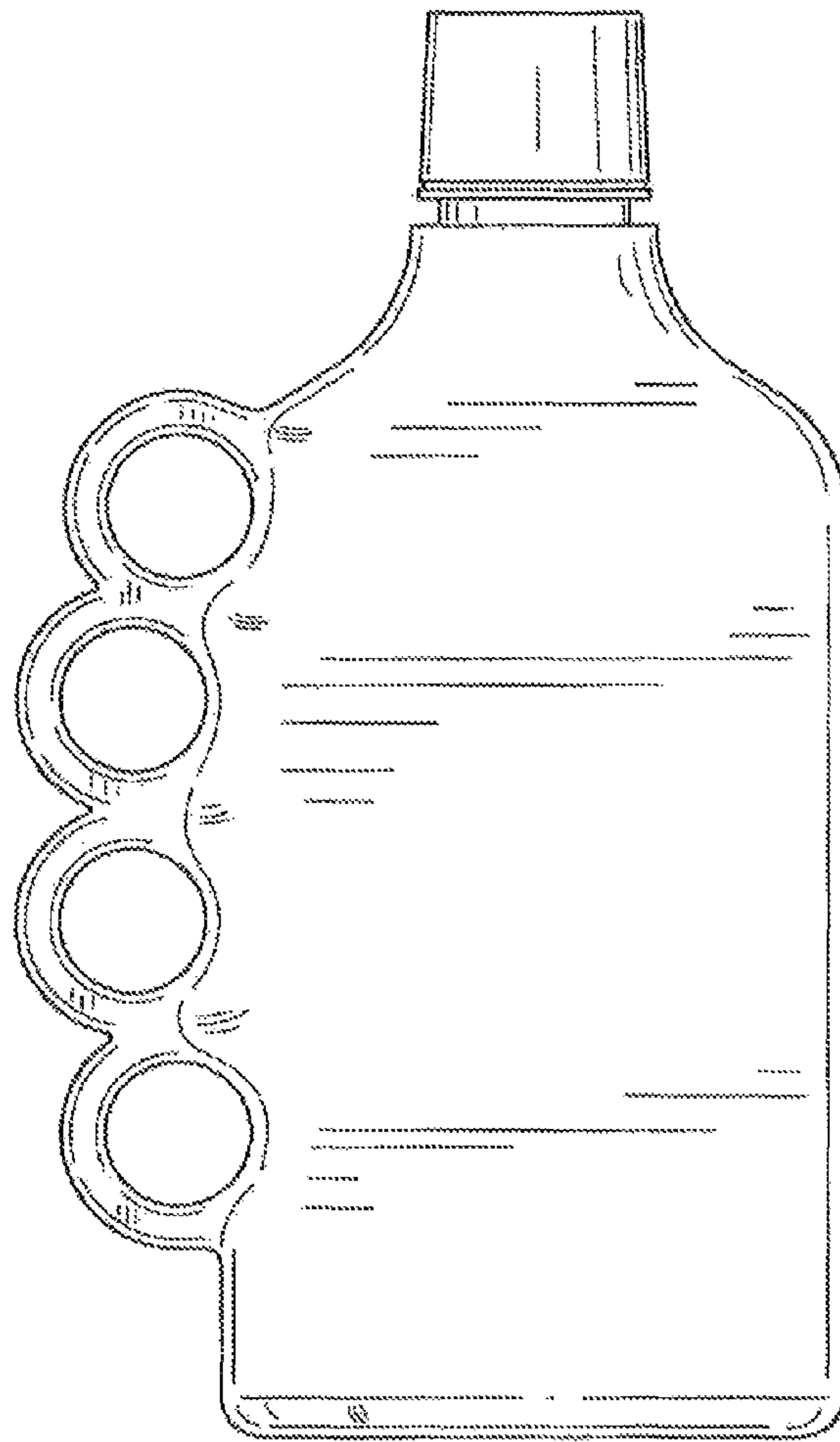


FIG. 3

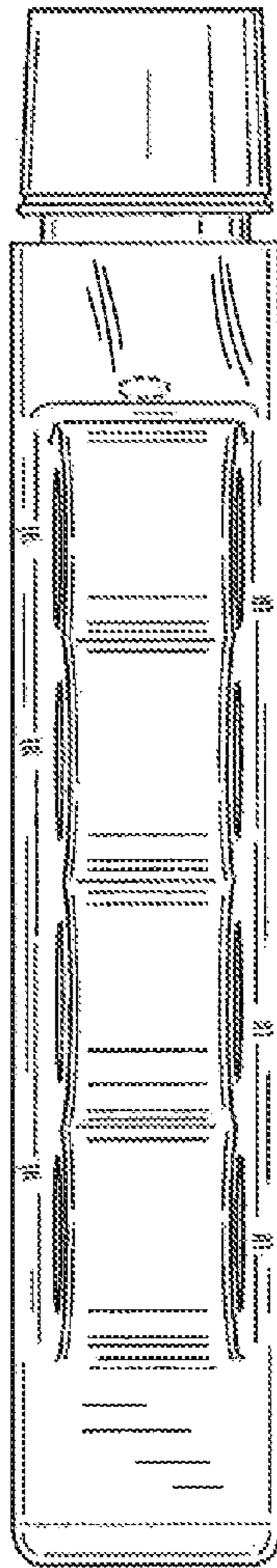


FIG. 4

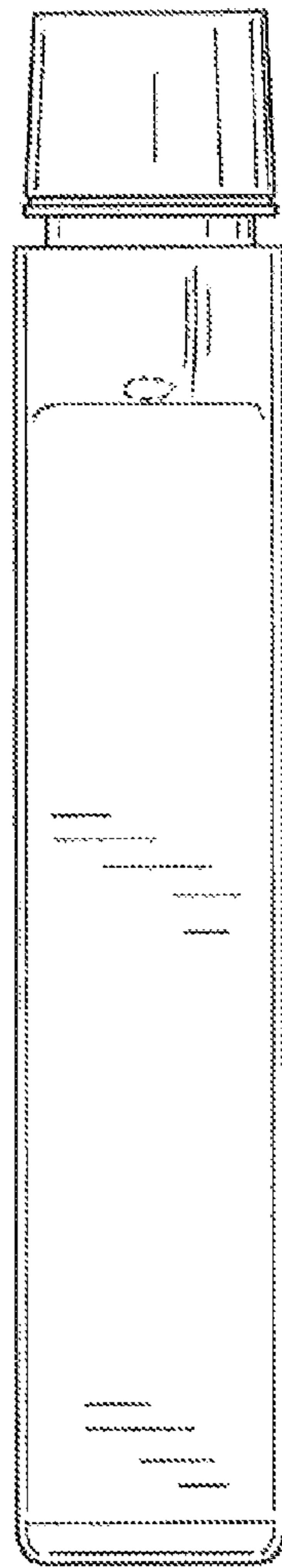


FIG. 5




FIG. 6

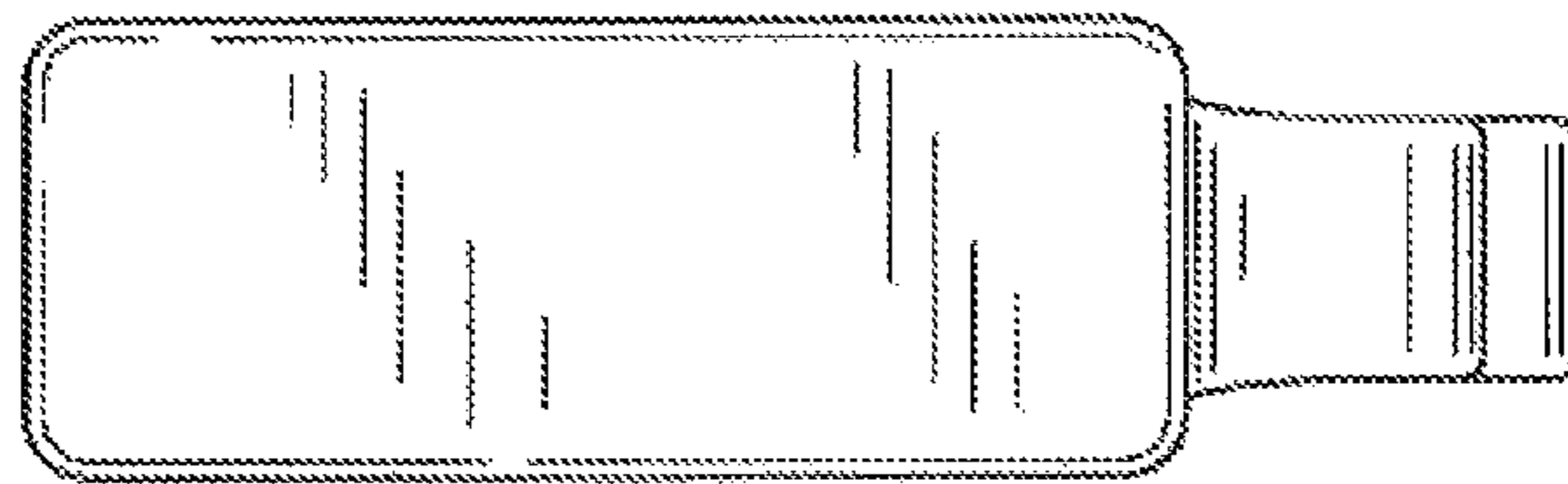


FIG. 7