

US00D668960S

(12) **United States Design Patent**
Renieris

(10) **Patent No.:** **US D668,960 S**
(45) **Date of Patent:** **** Oct. 16, 2012**

(54) **BOTTLE**

(76) Inventor: **Eleftherios Renieris**, Chania (GR)

(**) Term: **14 Years**

(21) Appl. No.: **29/370,671**

(22) Filed: **Aug. 18, 2010**

(30) **Foreign Application Priority Data**

Feb. 18, 2010 (EM) 001196844-0001
Feb. 18, 2010 (EM) 001196844-0002

(51) **LOC (9) Cl.** **09-01**

(52) **U.S. Cl.** **D9/545; D9/544; D9/546; D9/553;**
D9/558; D9/571; D9/573

(58) **Field of Classification Search** D9/516,
D9/500, 505, 530-531, 533, 536-546, 548-549,
D9/558, 575, 682, 686, 688-692, 694, 555-556,
D9/559-560, 569, 571, 447, 526; D7/543,
D7/558, 589-590, 598, 300, 300.1, 312, 314,
D7/316-319, 601-602; 215/379, 381-383;
220/660, 662, 669-673, 675
See application file for complete search history.

(56) **References Cited**

U.S. PATENT DOCUMENTS

D1,078 S * 1/1859 Davids D9/526
D61,544 S * 10/1922 Newell D9/546
D64,800 S * 6/1924 Gleason D7/317

(Continued)

FOREIGN PATENT DOCUMENTS

WO DM/050464 * 1/2000

(Continued)

Primary Examiner — Dana L Meyrow

(74) *Attorney, Agent, or Firm* — Fross Zelnick Lehrman & Zissu, P.C.; Lawrence E. Apolzon, Esq.

(57) **CLAIM**

The ornamental design for a bottle, as shown and described.

DESCRIPTION

FIG. 1 is a rear perspective view of a bottle showing my new design;

FIG. 2 is a front view of the bottle shown in FIG. 1;

FIG. 3 is a side view of the bottle shown in FIG. 1;

FIG. 4 is a rear view of the bottle shown in FIG. 1;

FIG. 5 is another side view of the bottle shown in FIG. 1;

FIG. 6 is a top view of the bottle shown in FIG. 1;

FIG. 7 is a bottom view of the bottle shown in FIG. 1;

FIG. 8 is a perspective view of an alternative embodiment of the bottle shown in FIG. 1;

FIG. 9 is a front view of the bottle shown in FIG. 8;

FIG. 10 is a rear view of the bottle shown in FIG. 8;

FIG. 11 is a side view of the bottle shown in FIG. 8;

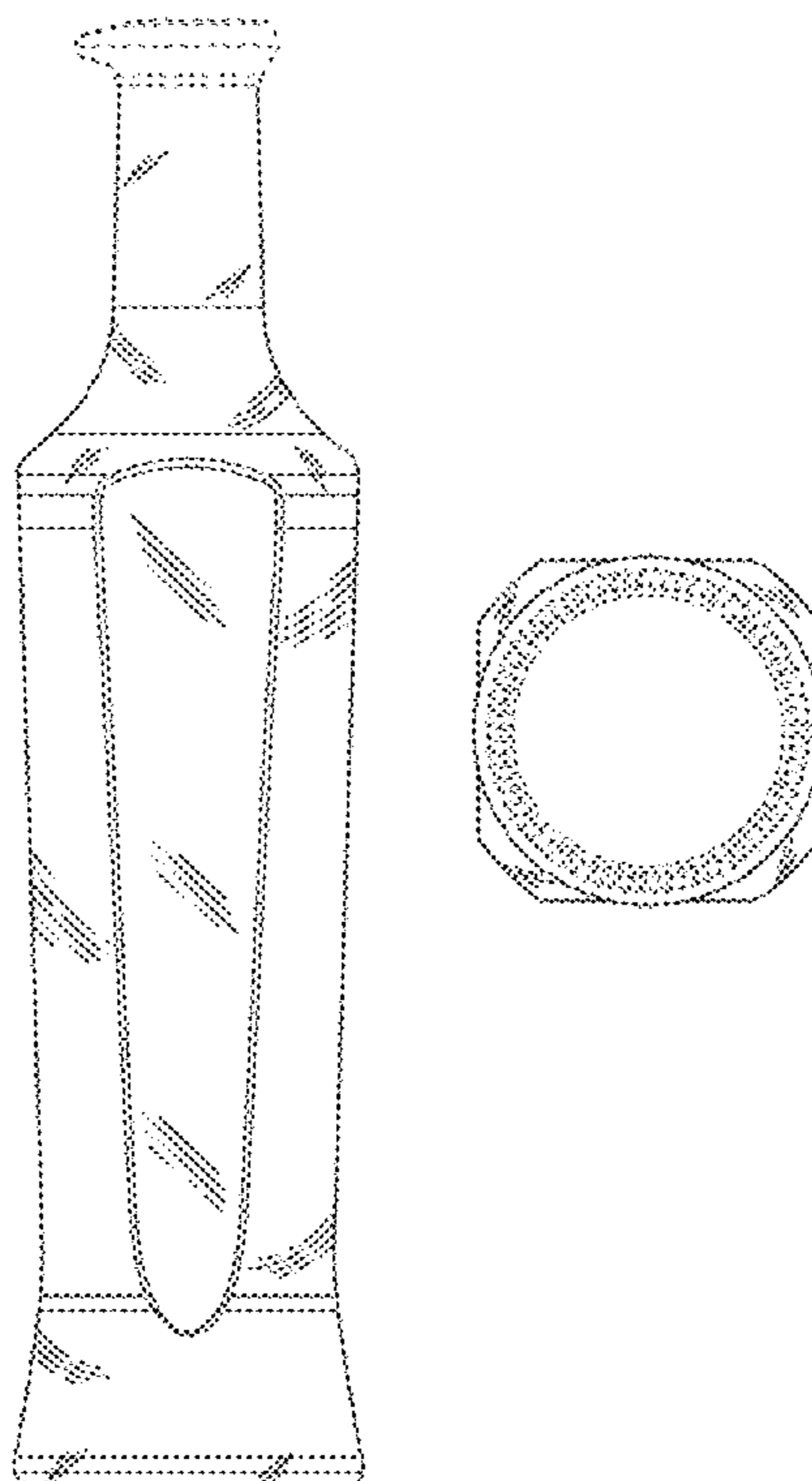
FIG. 12 is another side view of the bottle shown in FIG. 8;

FIG. 13 is a top view of the bottle shown in FIG. 8; and,

FIG. 14 is a bottom view of the bottle shown in FIG. 8.

The broken line showing of portions of the bottle top and bottom portion in the relevant drawings show unclaimed subject matter for the design in those drawings.

1 Claim, 12 Drawing Sheets



US D668,960 S

Page 2

U.S. PATENT DOCUMENTS

D68,302 S * 9/1925 Edwards D7/598
D76,990 S * 11/1928 Curran D9/523
D88,233 S * 11/1932 Koeppen D9/667
D104,453 S * 5/1937 Kihn D9/538
D121,948 S * 8/1940 Brooks D7/317
D128,193 S * 7/1941 Miglioretti D9/500
D132,052 S * 4/1942 Trees D9/500
D181,717 S * 12/1957 Du Pree D7/317
D193,638 S * 9/1962 Goldstein et al. D9/538
D211,001 S * 5/1968 Northgrave D9/536
D236,088 S * 7/1975 Bradley D9/536
D255,532 S * 6/1980 Saffell D7/597
D283,305 S * 4/1986 Thompson D9/536

D555,488 S * 11/2007 Marton D9/544
D581,803 S * 12/2008 Lepoitevin D9/556
D592,061 S * 5/2009 Rica D9/500
D612,251 S * 3/2010 Lepoitevin D9/539
D622,603 S * 8/2010 Potts D9/545
D635,032 S * 3/2011 Daniele D9/545

FOREIGN PATENT DOCUMENTS

WO DM/051955 * 3/2000
WO DM/056234 * 3/2001
WO DM/056222 * 5/2001
WO DM/072803 * 12/2009

* cited by examiner

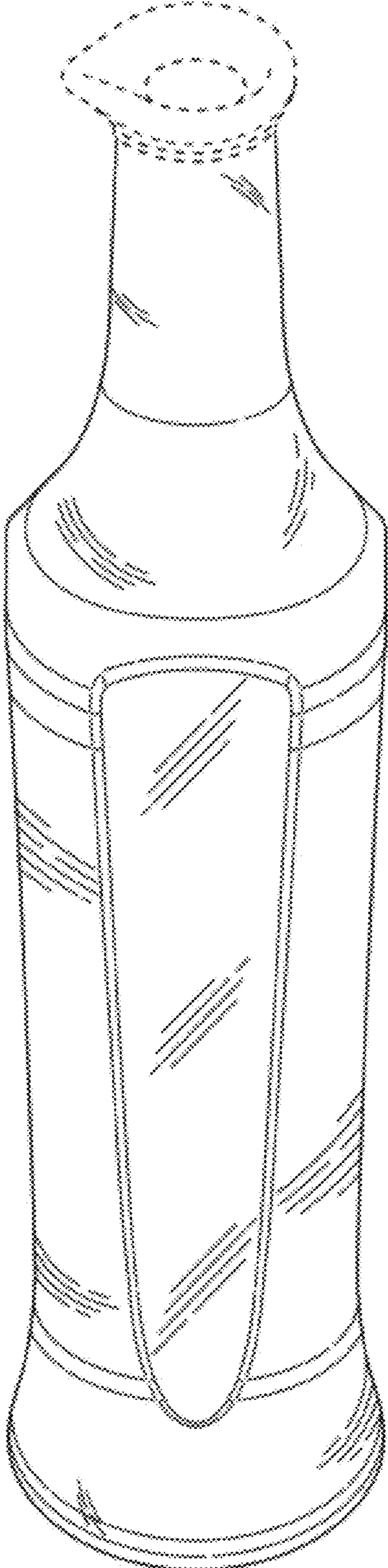


FIG. 1

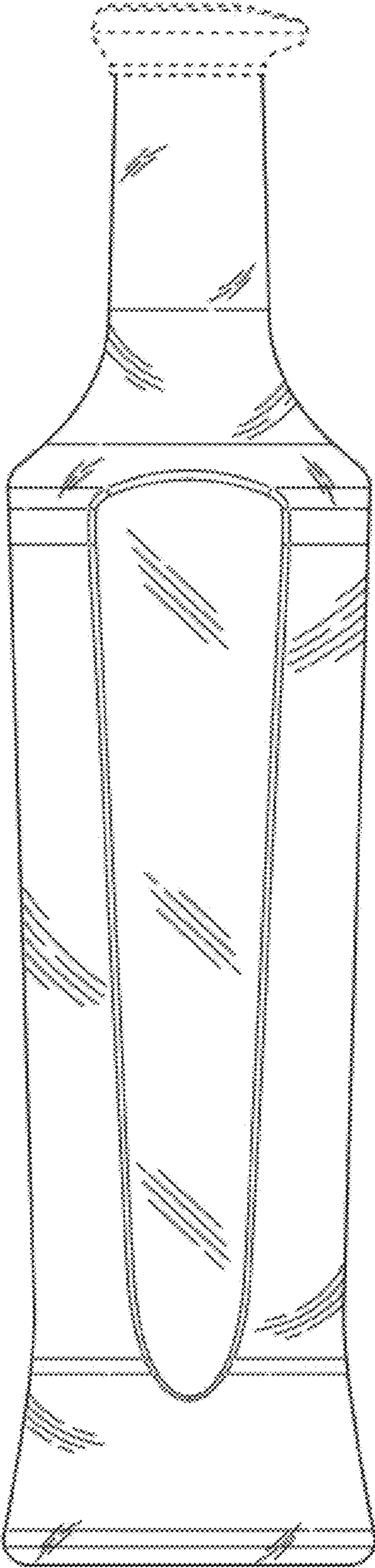


FIG. 2

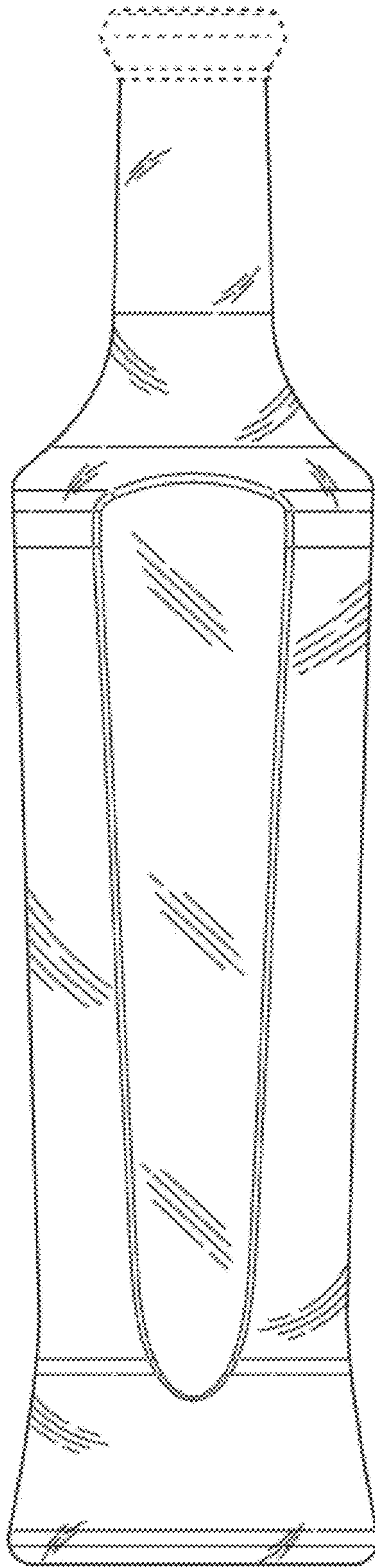


FIG. 3

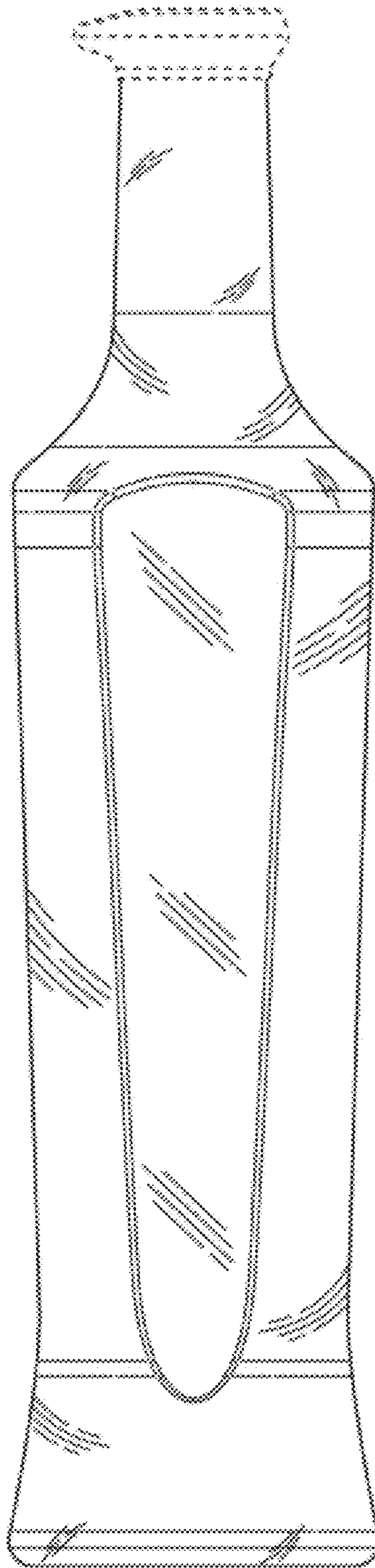


FIG. 4

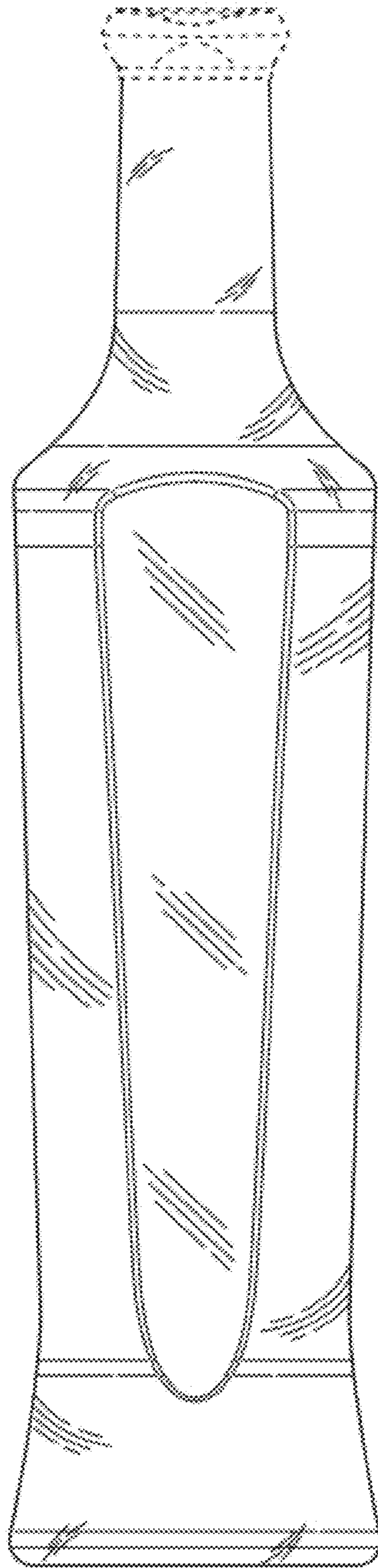


FIG. 5

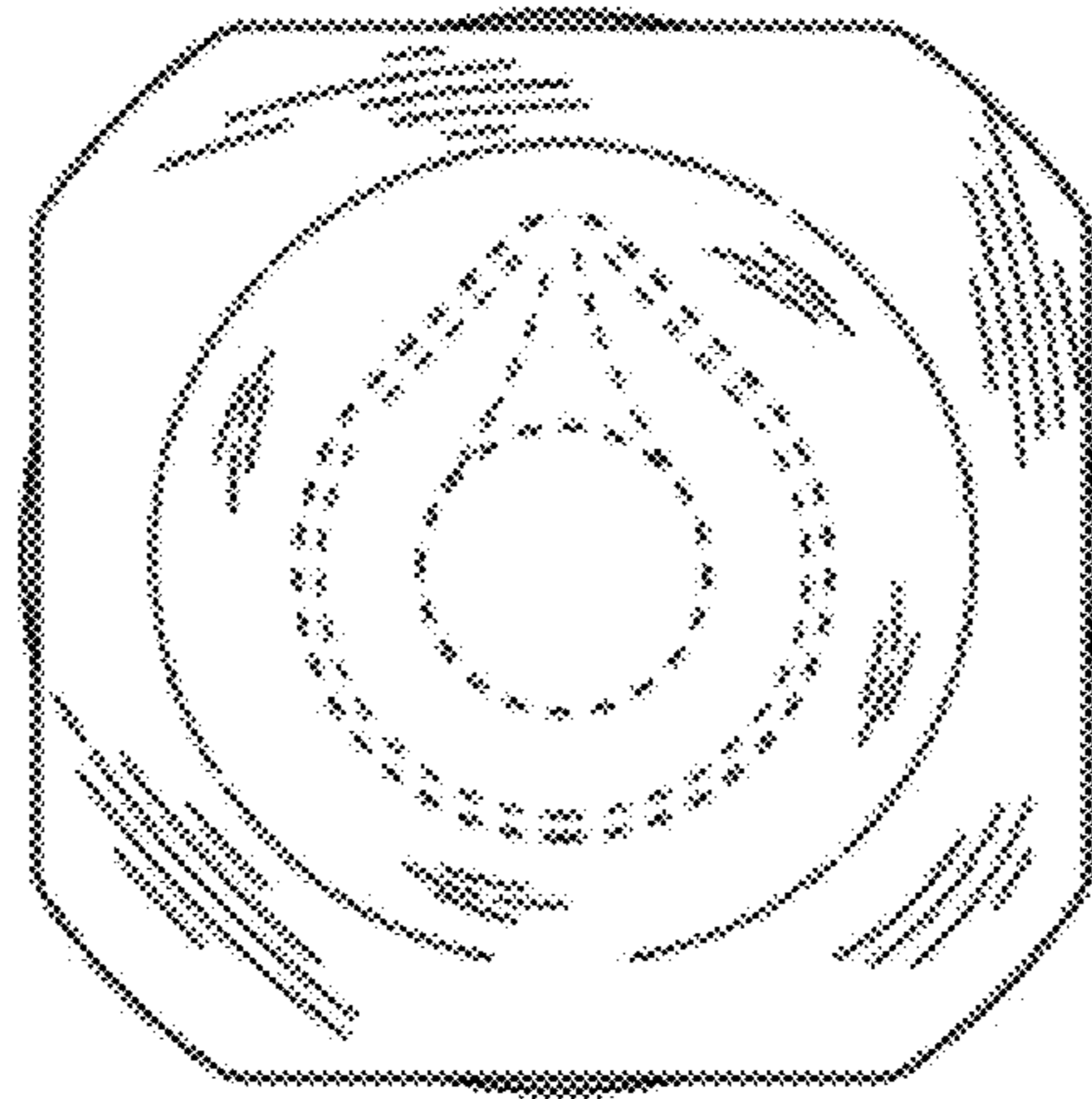


FIG. 6

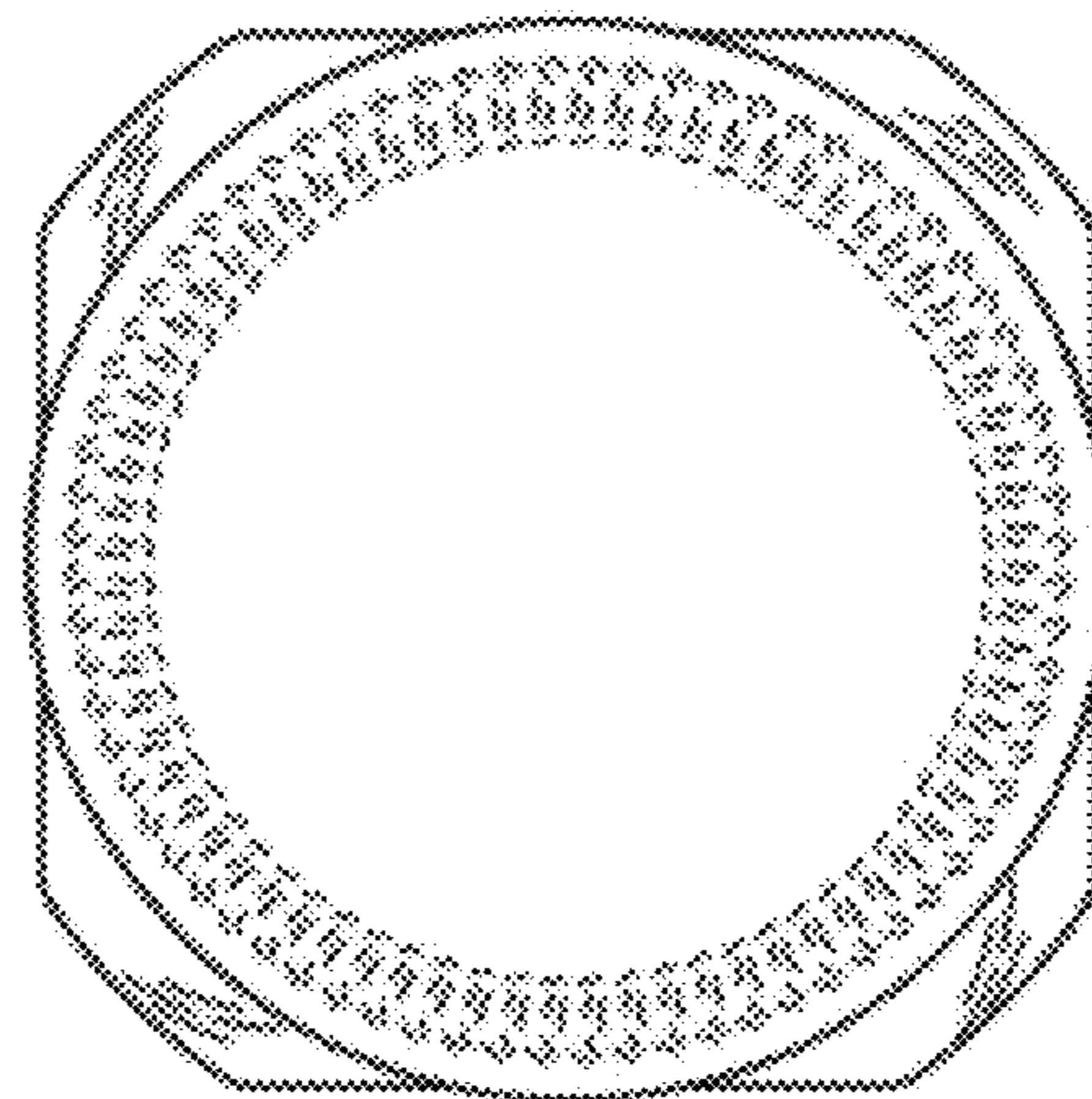


FIG. 7

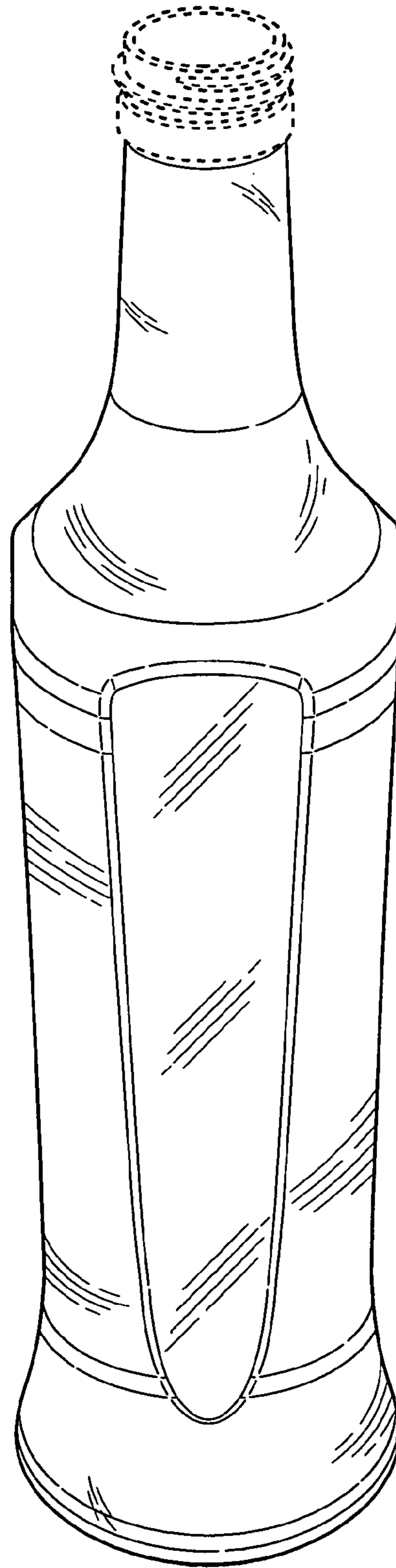


FIG. 8




FIG. 9

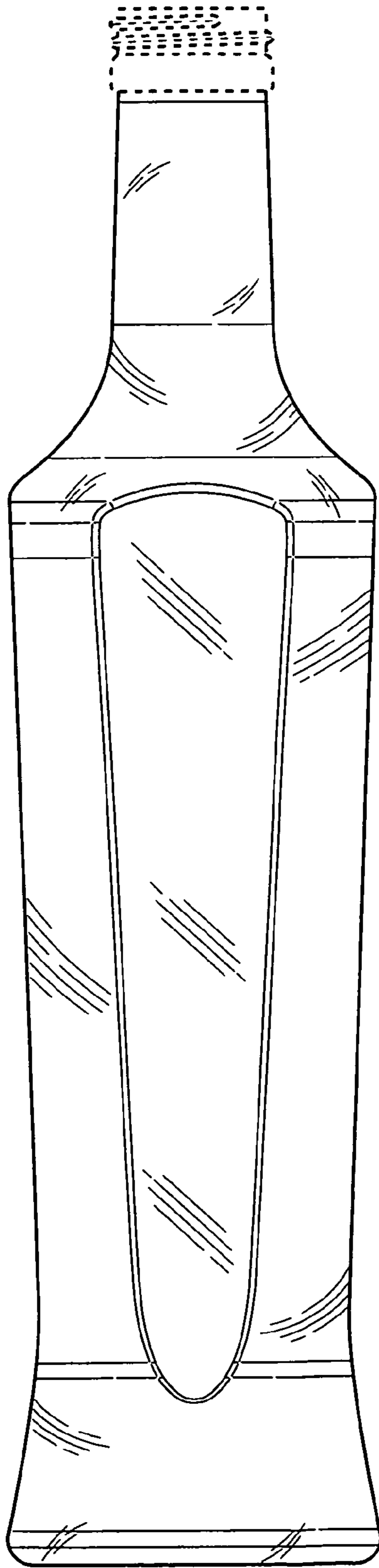


FIG. 10




FIG. 11

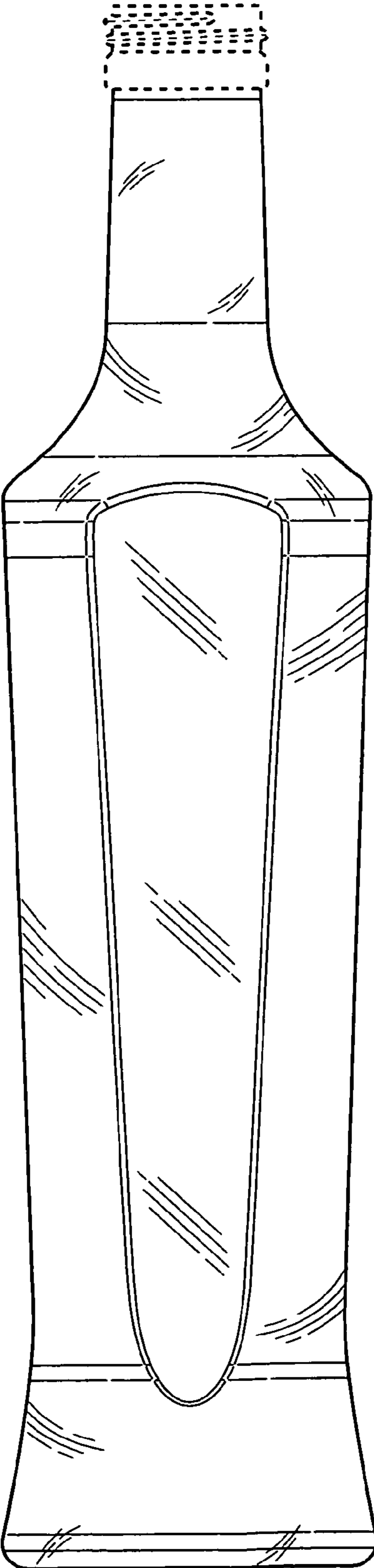


FIG. 12

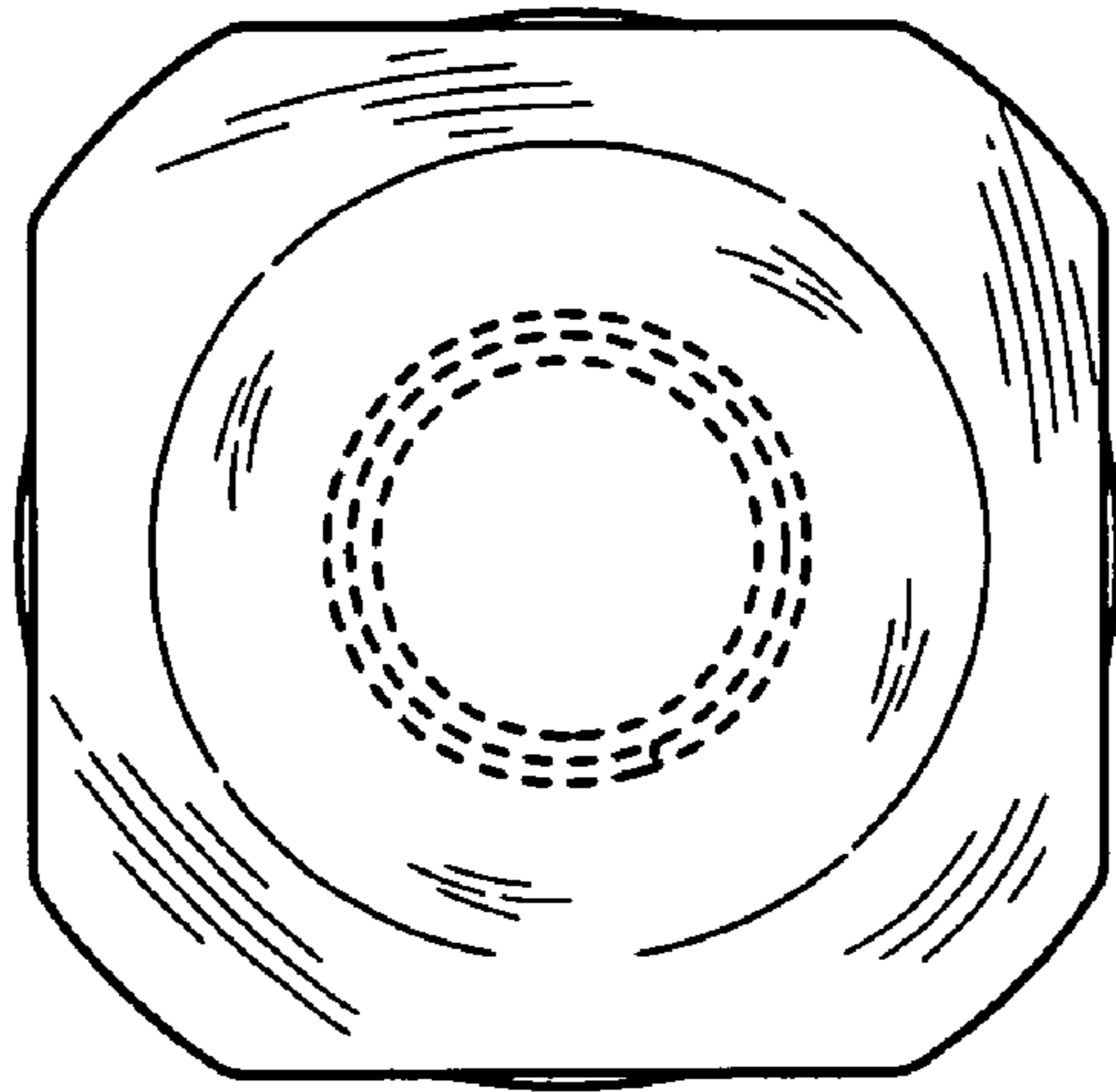


FIG. 13

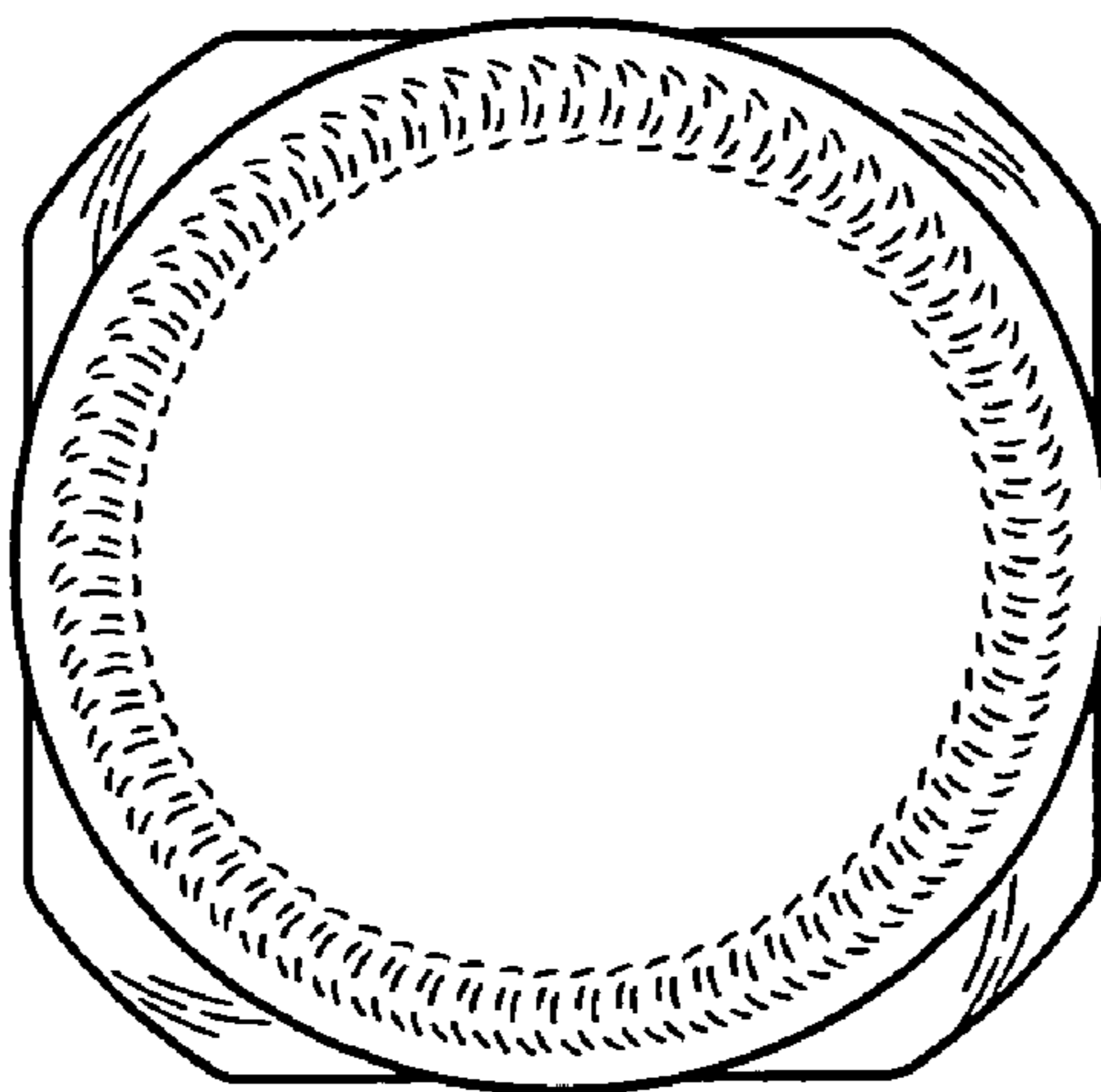


FIG. 14