



US00D668941S

(12) **United States Design Patent**  
**Taurins**

(10) **Patent No.:** **US D668,941 S**

(45) **Date of Patent:** **\*\* Oct. 16, 2012**

(54) **CIRCLE RING**

(76) Inventor: **Ellen Taurins**, Flushing, NY (US)

(\*\*) Term: **14 Years**

(21) Appl. No.: **29/420,515**

(22) Filed: **May 10, 2012**

(51) **LOC (9) Cl.** ..... **08-05**

(52) **U.S. Cl.** ..... **D8/370; D8/367**

(58) **Field of Classification Search** ..... D8/356,  
D8/354, 367, 349, 330, 383; 439/501; 70/421,  
70/371, 369, 208

See application file for complete search history.

(56) **References Cited**

**U.S. PATENT DOCUMENTS**

D32,654	S	*	5/1900	Kroder	.....	D8/367
3,390,889	A	*	7/1968	Grover	.....	277/440
4,533,149	A	*	8/1985	Vater et al.	.....	277/499
5,412,956	A	*	5/1995	Levy	.....	63/15.65
5,746,067	A	*	5/1998	Leach et al.	.....	63/7
5,934,685	A	*	8/1999	Danzer	.....	277/499
D523,328	S	*	6/2006	Ramos	.....	D8/382
7,107,789	B1	*	9/2006	Bruner	.....	63/15.7
7,347,065	B1	*	3/2008	DeGolyer	.....	63/7
D642,045	S	*	7/2011	Sweeney	.....	D8/356
D652,711	S	*	1/2012	Lee et al.	.....	D8/367
D656,000	S	*	3/2012	Halleck	.....	D8/356
2008/0236195	A1	*	10/2008	Woebke	.....	63/1.14

**OTHER PUBLICATIONS**

U.S. Appl. No. 13/468,527, filed May 10, 2012 Titled: "Fashion Accessories Hanging System".

\* cited by examiner

*Primary Examiner* — Cynthia Underwood

(74) *Attorney, Agent, or Firm* — James Ray & Assoc

(57) **CLAIM**

The ornamental design for the circle ring, as shown and described.

**DESCRIPTION**

FIG. 1 is an perspective view of the circle ring of the present invention.

FIG. 2 is the front elevational view of the circle ring of the present invention.

FIG. 3 is the rear elevational view of the circle ring of the present invention.

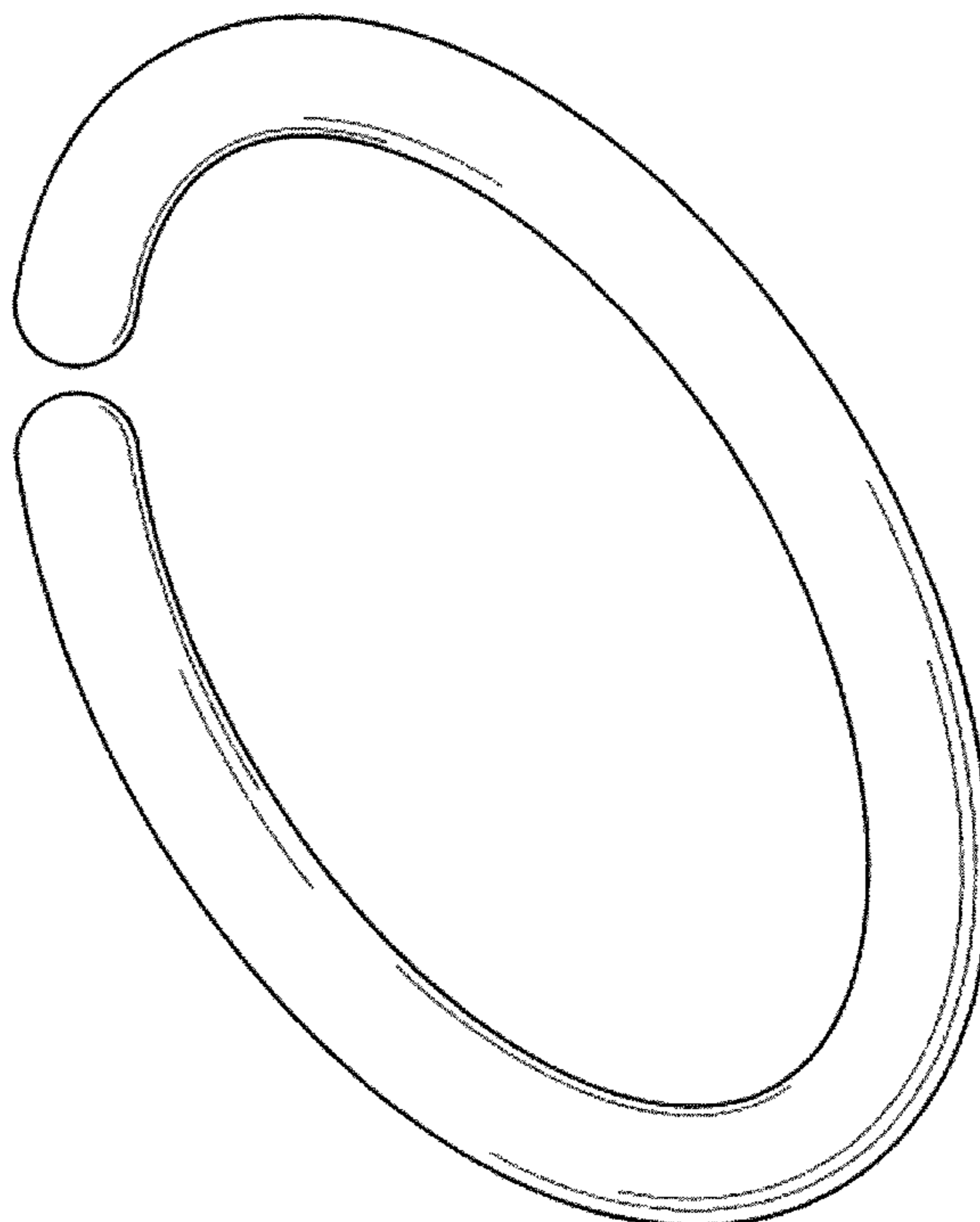
FIG. 4 is side elevational view of the circle ring of the present invention.

FIG. 5 is the opposite elevational view of the circle ring of the present invention.

FIG. 6 is the top view of the circle ring of the present invention; and,

FIG. 7 is the bottom view of the circle ring of the present invention.

**1 Claim, 5 Drawing Sheets**



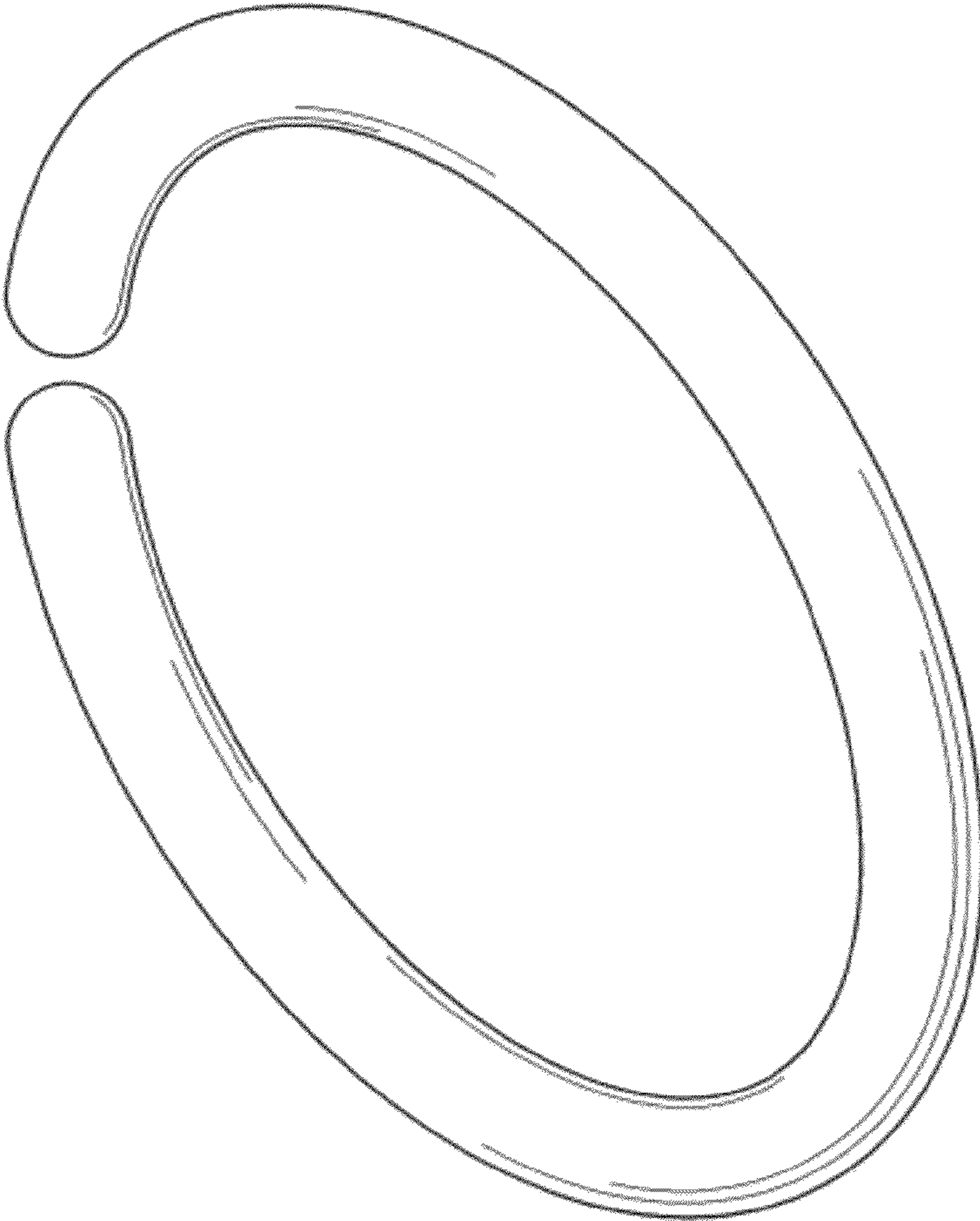


FIG. 1

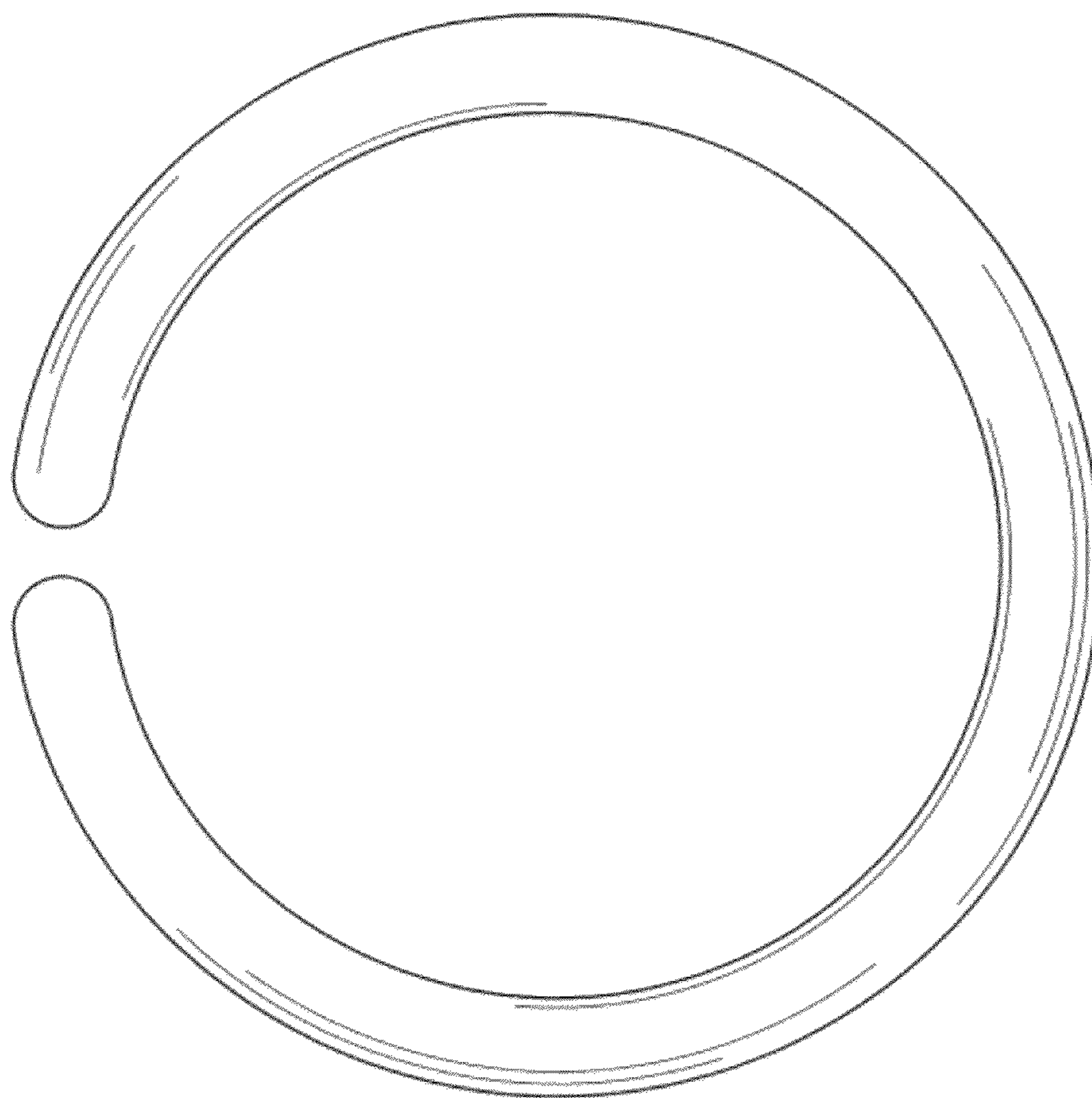


FIG. 2

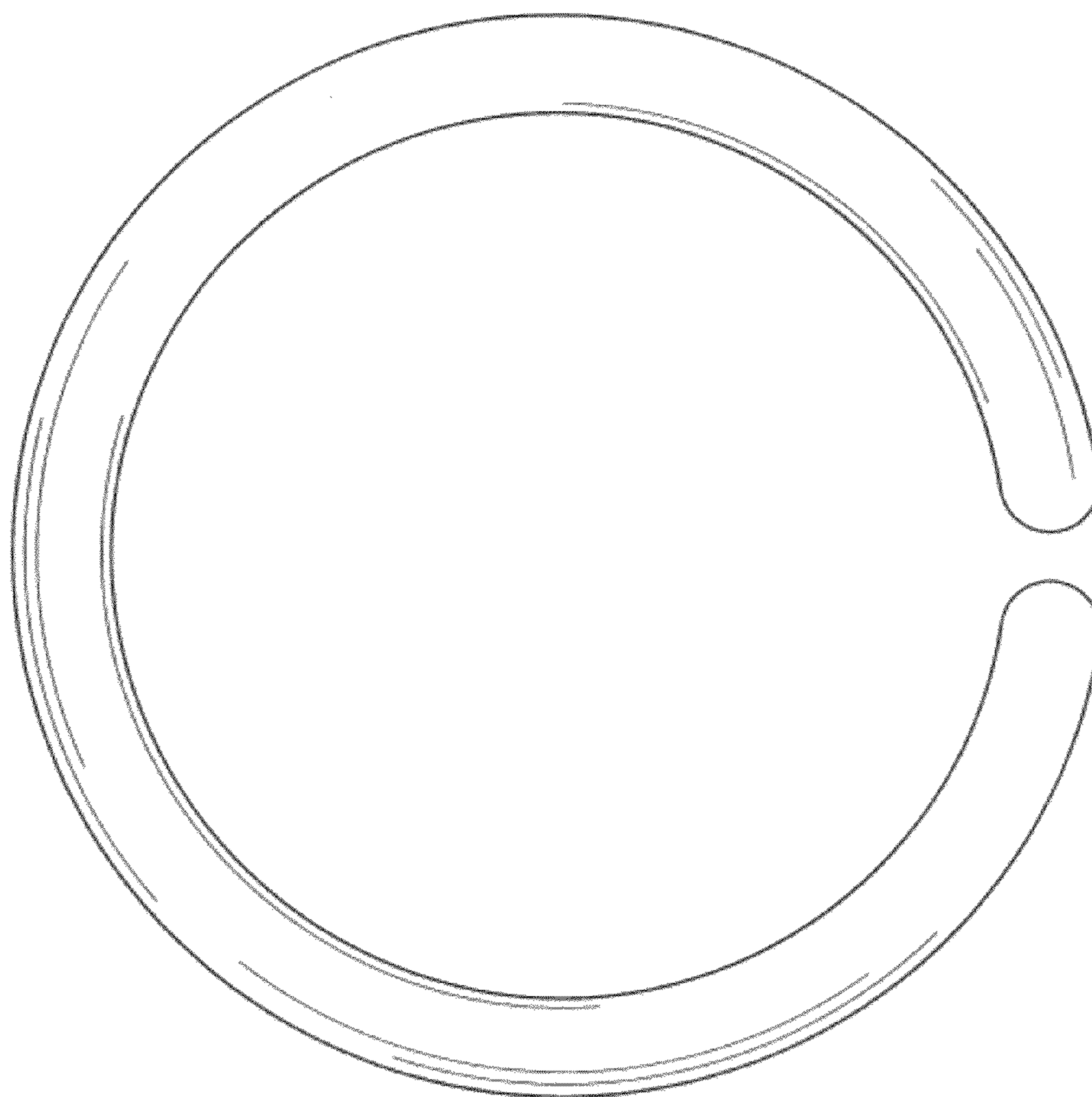


FIG. 3

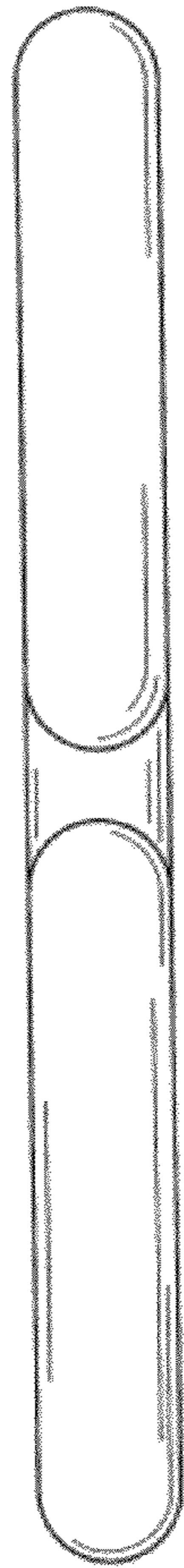


FIG. 4




FIG. 5



FIG. 6



FIG. 7