

US00D668910S

(12) **United States Design Patent**
Sarnoff et al.

(10) **Patent No.:** **US D668,910 S**
(45) **Date of Patent:** **** Oct. 16, 2012**

- (54) **PAN WITH INDENTED HANDLES**
- (75) Inventors: **Norton Sarnoff**, Northbrook, IL (US);
Raj Patel, Zurich, IL (US)
- (73) Assignee: **Handi-Foil Corporation**, Wheeling, IL (US)
- (**) Term: **14 Years**
- (21) Appl. No.: **29/419,017**
- (22) Filed: **Apr. 24, 2012**

D631,703 S *	2/2011	Green-Cotton et al.	D7/545
D631,706 S *	2/2011	Samartgis	D7/602
8,006,843 B1 *	8/2011	McFarland	206/511
D644,886 S *	9/2011	Samartgis	D7/602
D645,311 S *	9/2011	Shamoon	D7/698
D653,083 S *	1/2012	Hatcher et al.	D7/553.5
D653,901 S *	2/2012	Sarnoff et al.	D7/354
D656,778 S *	4/2012	Bolgert	D7/354
D663,570 S *	7/2012	Sarnoff et al.	D7/354

* cited by examiner

Primary Examiner — Ricky Pham
(74) *Attorney, Agent, or Firm* — Adam K. Sacharoff

Related U.S. Application Data

- (62) Division of application No. 29/377,966, filed on Oct. 28, 2010, now Pat. No. Des. 663,570.
- (51) **LOC (9) Cl.** **07-02**
- (52) **U.S. Cl.** **D7/360; D7/354; D7/409**
- (58) **Field of Classification Search** D7/323, D7/329-331, 337, 339, 346-347, 350.1-350.4, D7/352-367, 391, 393, 395, 402, 409, 505, D7/538, 542-545, 552.2, 553.5-553.6, 554.3, D7/556, 564, 602, 698; D9/429, 666; 99/324-326, 99/331-332, 369, 372, 396, 400-419, 425-426, 99/444-450, 483; 126/37 R, 39 B, 41 R, 126/261, 332, 378.1; 206/457, 501-505, 206/507-511; 219/386, 400, 405, 429-442, 219/450.1, 620-624, 725, 730-735; 220/315, 220/573.1-573.5, 912; 426/438, 441, 523-524
See application file for complete search history.

(56) **References Cited**

U.S. PATENT DOCUMENTS

D490,643 S *	6/2004	Groll	D7/354
D575,989 S *	9/2008	McFarland	D7/554.3
D631,299 S *	1/2011	Samartgis	D7/602

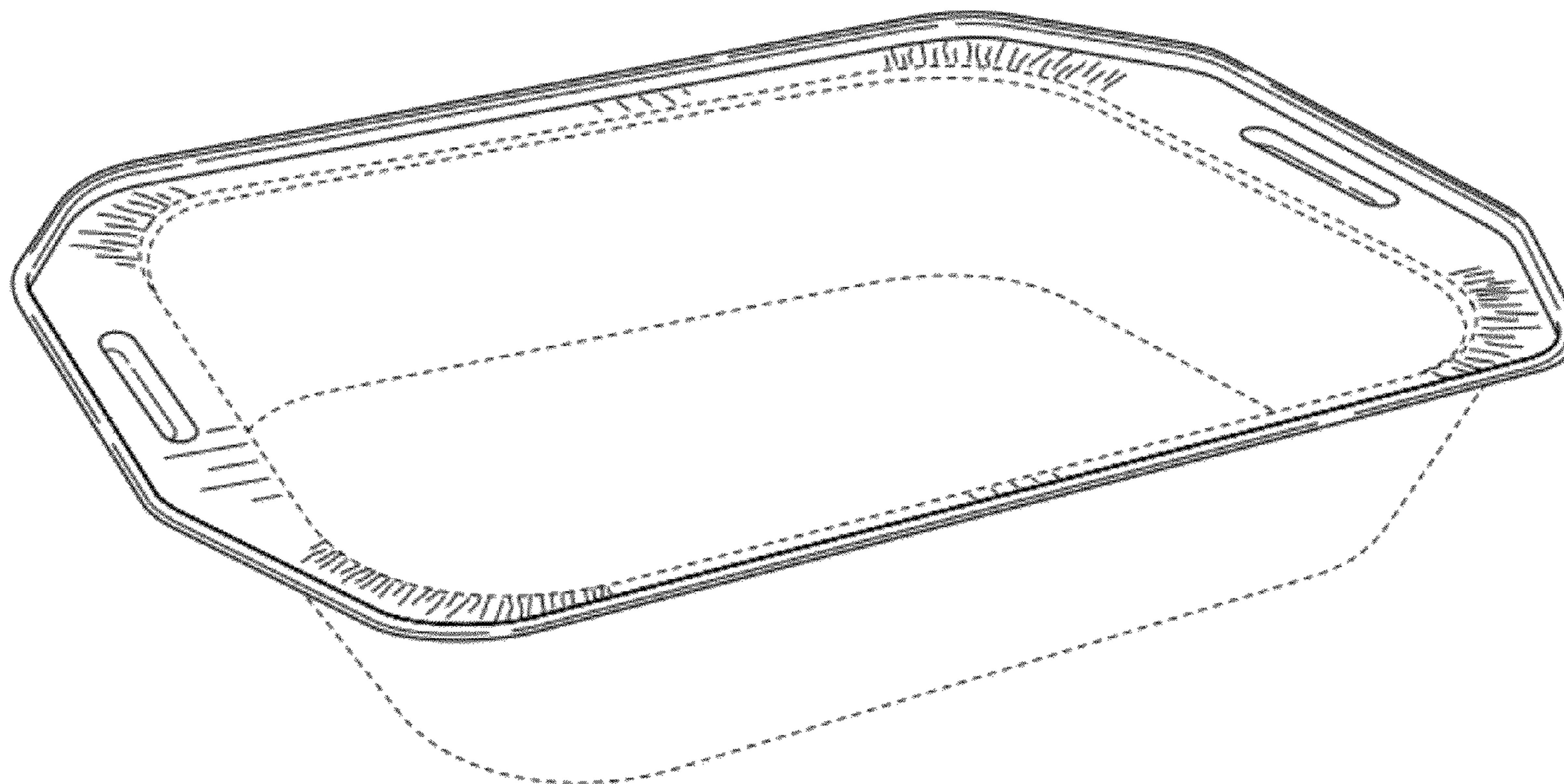
(57) **CLAIM**

The ornamental design for a pan with indented handles, as shown and described.

DESCRIPTION

FIG. 1 is a top side perspective view of a pan with indented handles;
 FIG. 2 is a left side view of the pan with indented handles from FIG. 1;
 FIG. 3 is a right side view of the pan with indented handles from FIG. 1;
 FIG. 4 is a front side view of the pan with indented handles from FIG. 1;
 FIG. 5 is a back side view of the pan with indented handles from FIG. 1;
 FIG. 6 is a top side view of the pan with indented handles from FIGS. 1; and,
 FIG. 7 is a bottom side view of the pan with indented handles from FIG. 1.
 The broken lines showing are for the purpose of illustrating portions of the environmental structure and forms no part of the claimed design.

1 Claim, 5 Drawing Sheets



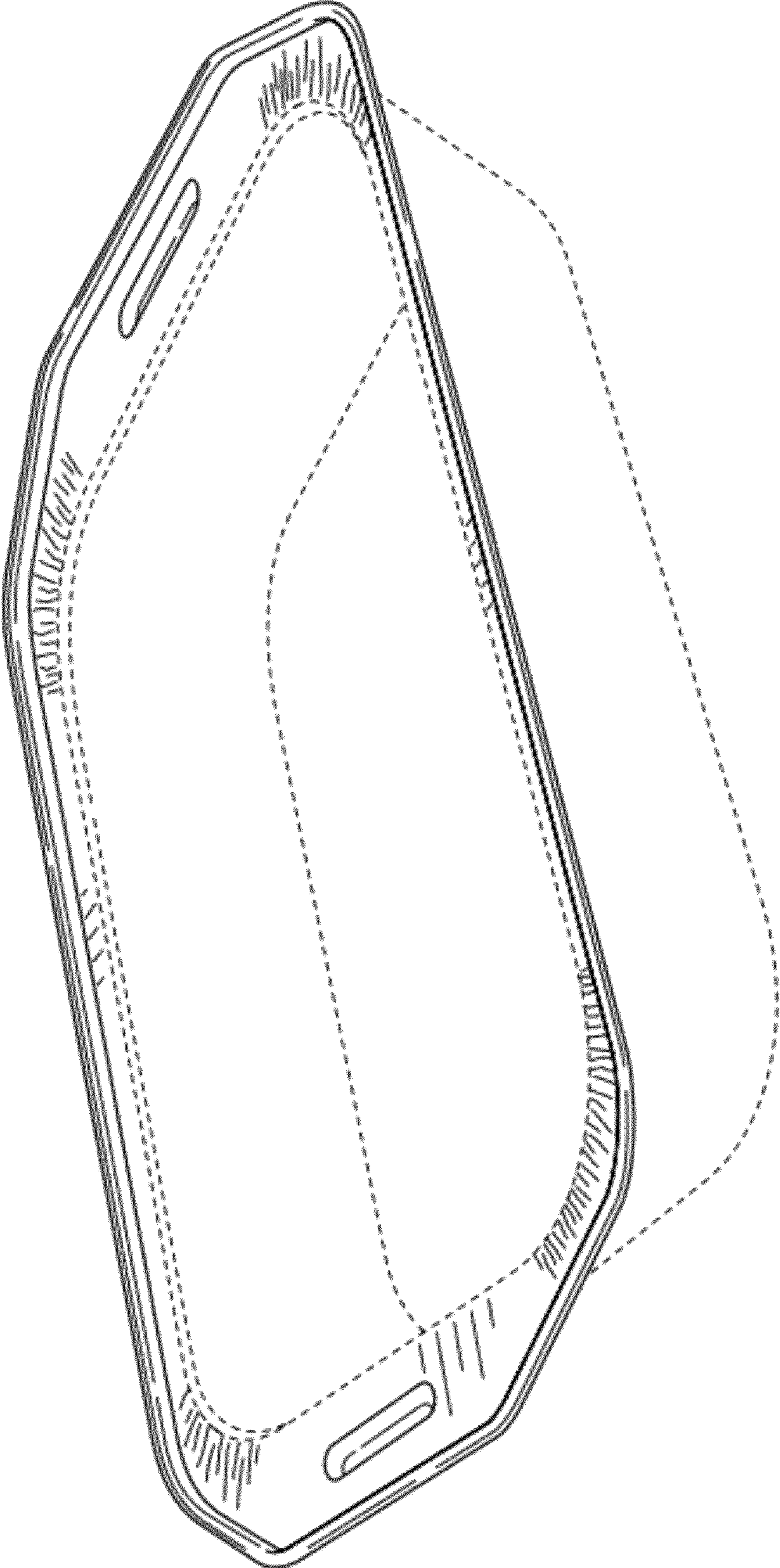


FIG. 1




FIG. 2




FIG. 3

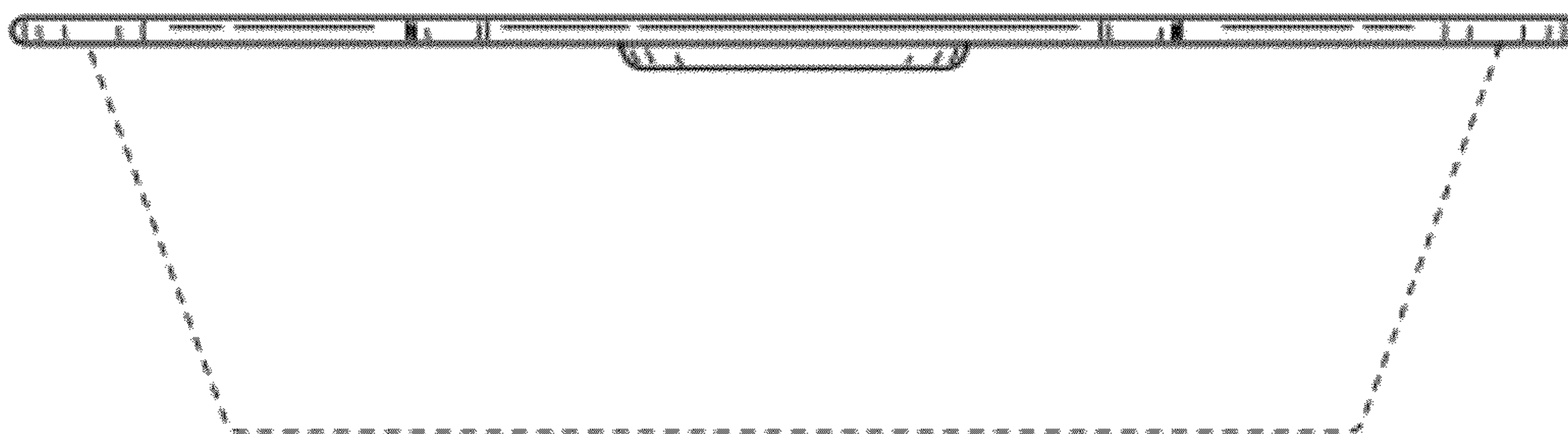


FIG. 4




FIG. 5




FIG. 6




FIG. 7