

US00D668908S

(12) **United States Design Patent**  
**De' Longhi**

(10) **Patent No.:** **US D668,908 S**

(45) **Date of Patent:** **\*\* Oct. 16, 2012**

(54) **DEEP FAT FRYER**

(75) Inventor: **Giuseppe De' Longhi**, Treviso (IT)

(73) Assignee: **De'Longhi Appliances S.R.L. Con Unico Socio**, Treviso (TV) (IT)

(\*\*) Term: **14 Years**

(21) Appl. No.: **29/398,245**

(22) Filed: **Jul. 28, 2011**

(30) **Foreign Application Priority Data**

Jan. 28, 2011 (EP) ..... 001256911-0002

(51) **LOC (9) Cl.** ..... **07-02**

(52) **U.S. Cl.** ..... **D7/354**

(58) **Field of Classification Search** ..... D7/323,  
D7/339, 350.1, 354-363, 402, 505, 538-545,  
D7/552.1, 554.3-554.4, 560, 566, 585-588,  
D7/601-602, 610-615, 628-629, 675; D9/424-432,  
D9/456, 522, 643, 760-761; 99/324, 426;  
219/432-435; 220/23.2-23.6, 573.1-573.3,  
220/574-575, 657, 780-806, 912; 249/117,  
249/121-122, 126, 134

See application file for complete search history.

(56) **References Cited**

U.S. PATENT DOCUMENTS

D374,588	S	*	10/1996	Federico	.....	D7/354
D387,243	S	*	12/1997	Bumoux	.....	D7/354
D397,579	S	*	9/1998	Wu Chang	.....	D7/350.1
D414,072	S	*	9/1999	Powell	.....	D7/354
D427,841	S	*	7/2000	De'Longhi	.....	D7/354
D432,348	S	*	10/2000	Shaw	.....	D7/354
D452,795	S	*	1/2002	Johnson et al.	.....	D7/354
D463,711	S	*	10/2002	Josancy	.....	D7/354
D474,937	S	*	5/2003	Josancy	.....	D7/354
D551,897	S	*	10/2007	De Pra'	.....	D7/339
D609,962	S	*	2/2010	Fiorotto	.....	D7/354
D610,392	S	*	2/2010	Fiorotto	.....	D7/354
D610,866	S	*	3/2010	Fiorotto	.....	D7/354

\* cited by examiner

*Primary Examiner* — Ricky Pham

(74) *Attorney, Agent, or Firm* — Eckert Seamans Cherin & Mellott, LLC; Carol A. Marmo

(57) **CLAIM**

The ornamental design for deep fat fryer, as shown and described.

**DESCRIPTION**

FIG. 1 is a top perspective view of the deep fat fryer;  
FIG. 2 is a front elevational view of the deep fat fryer;  
FIG. 3 is a rear elevational view of the deep fat fryer;  
FIG. 4 is a right side elevational view of the deep fat fryer;  
FIG. 5 is a left side elevational view of the deep fat fryer;  
FIG. 6 is a top plan view of the deep fat fryer; and,  
FIG. 7 is a bottom plan view of the deep fat fryer.

**1 Claim, 7 Drawing Sheets**

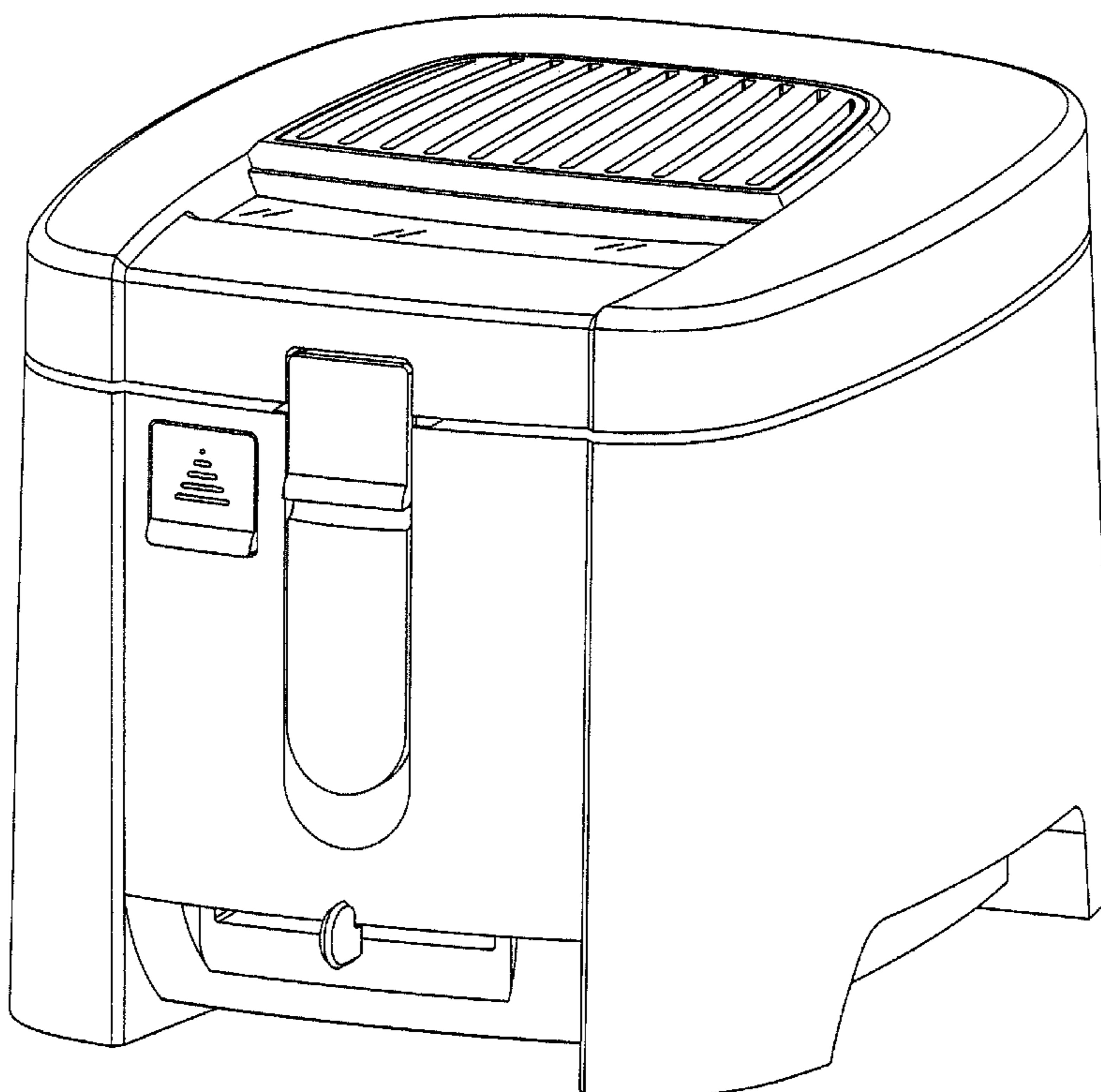


FIG. 1

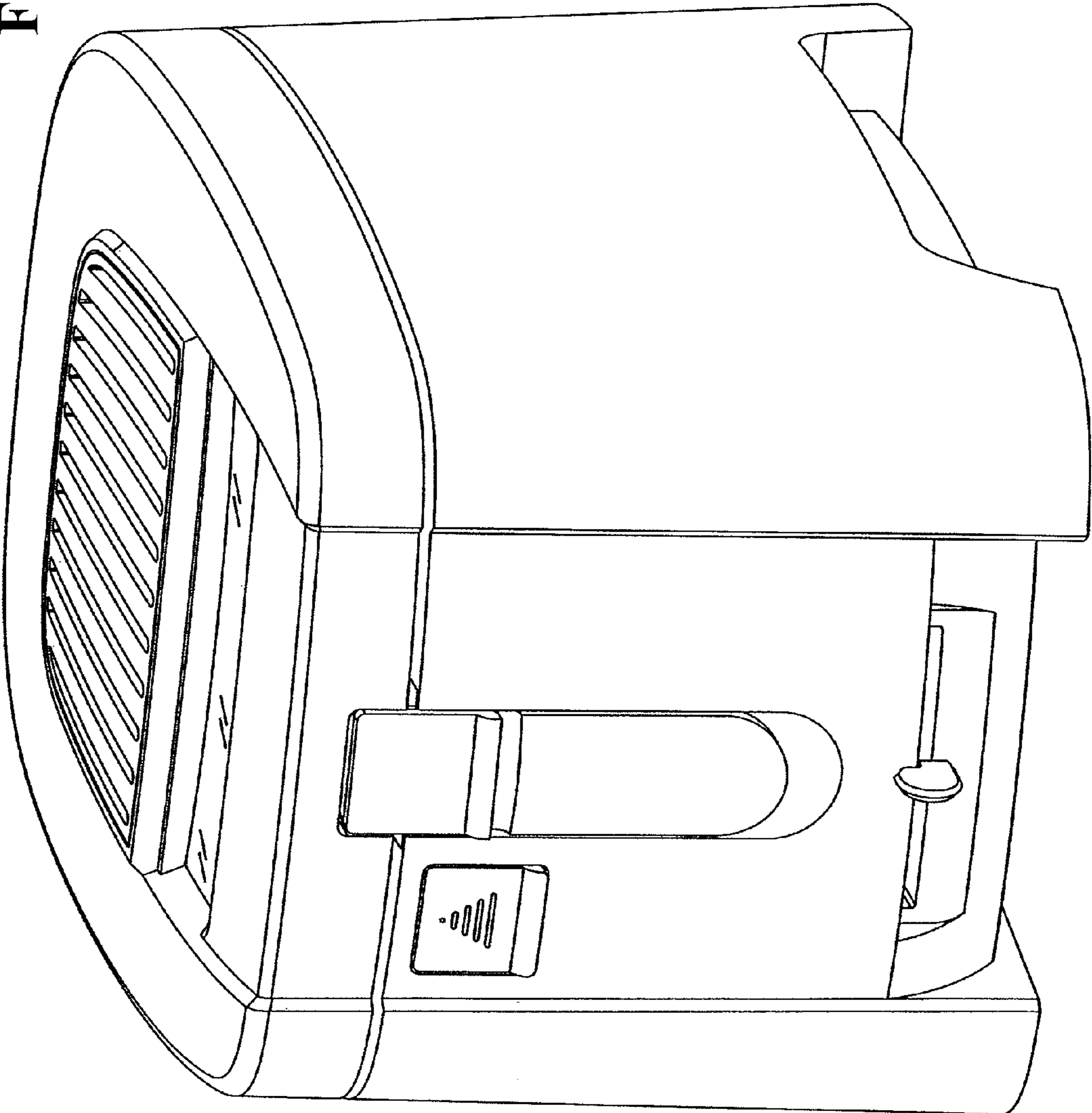


FIG. 2

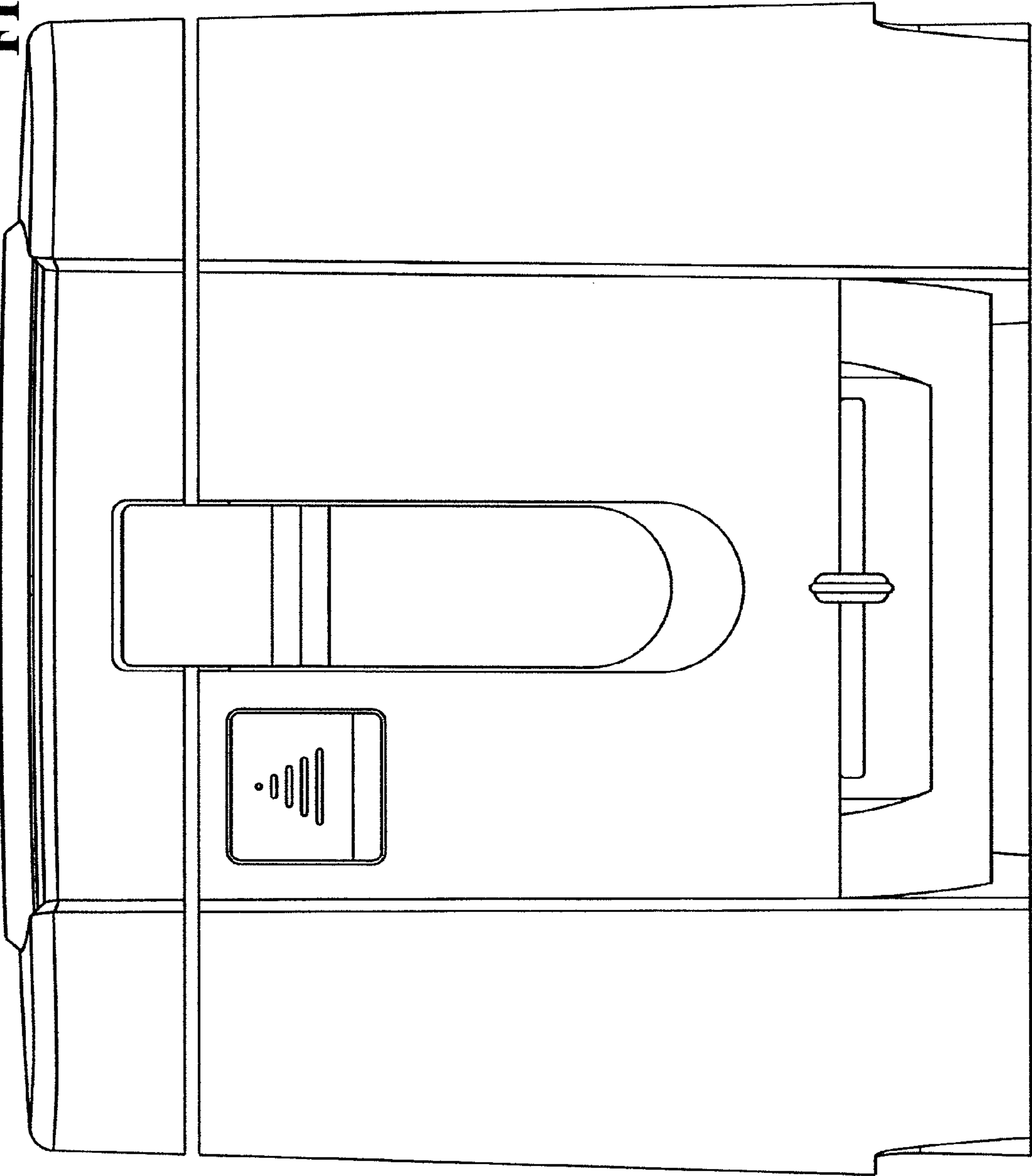


FIG. 3




FIG. 4

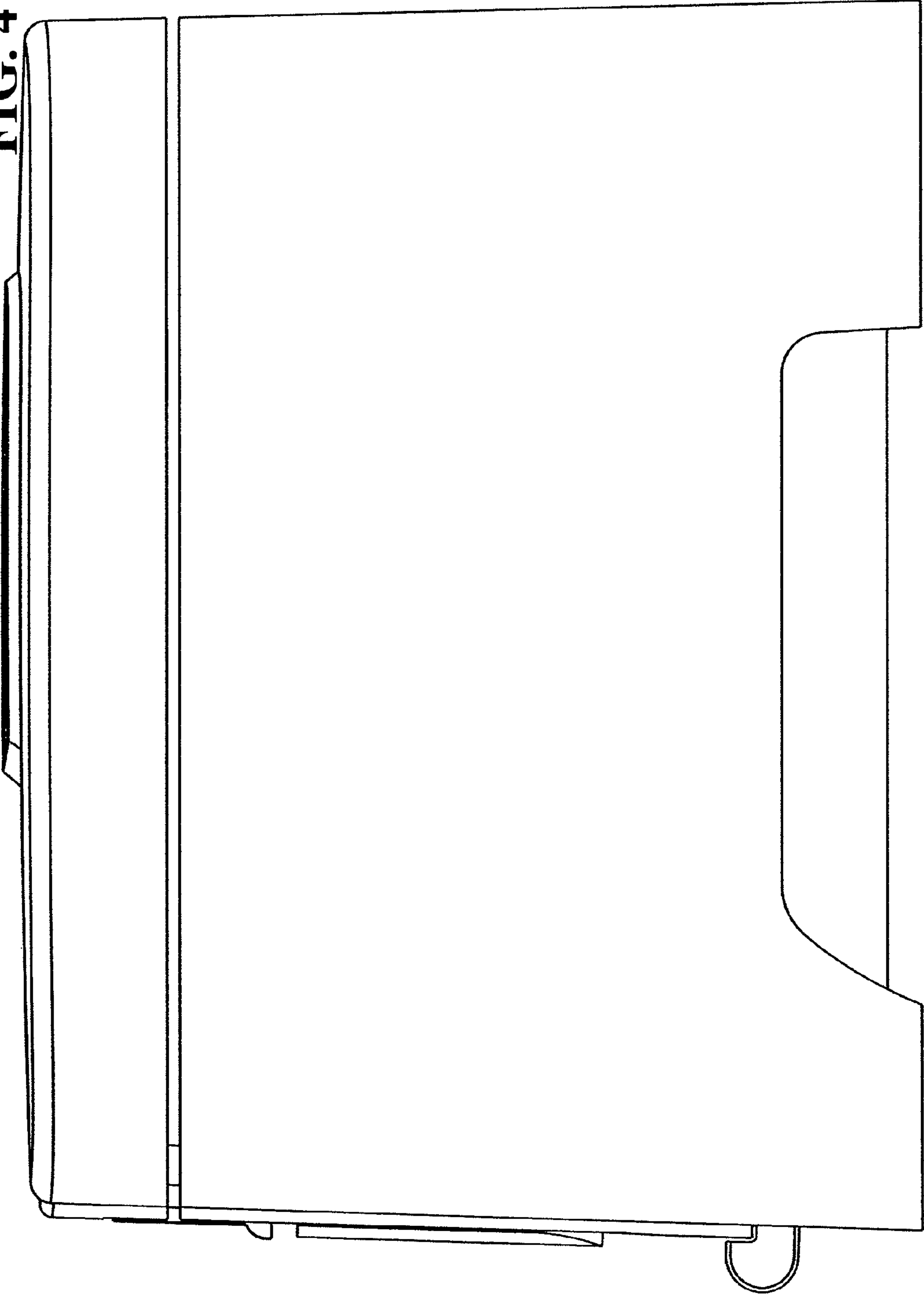


FIG. 5

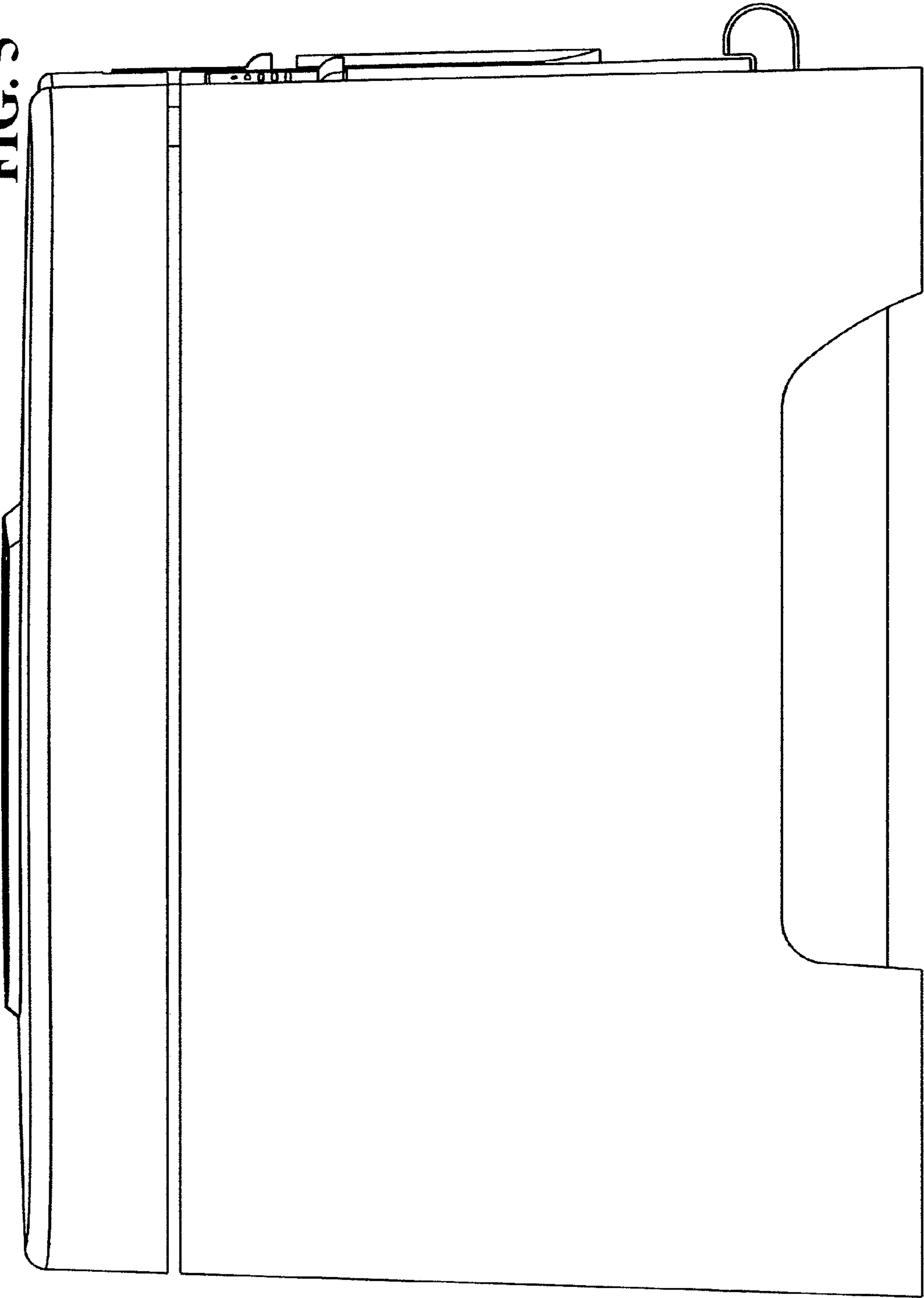




FIG. 6

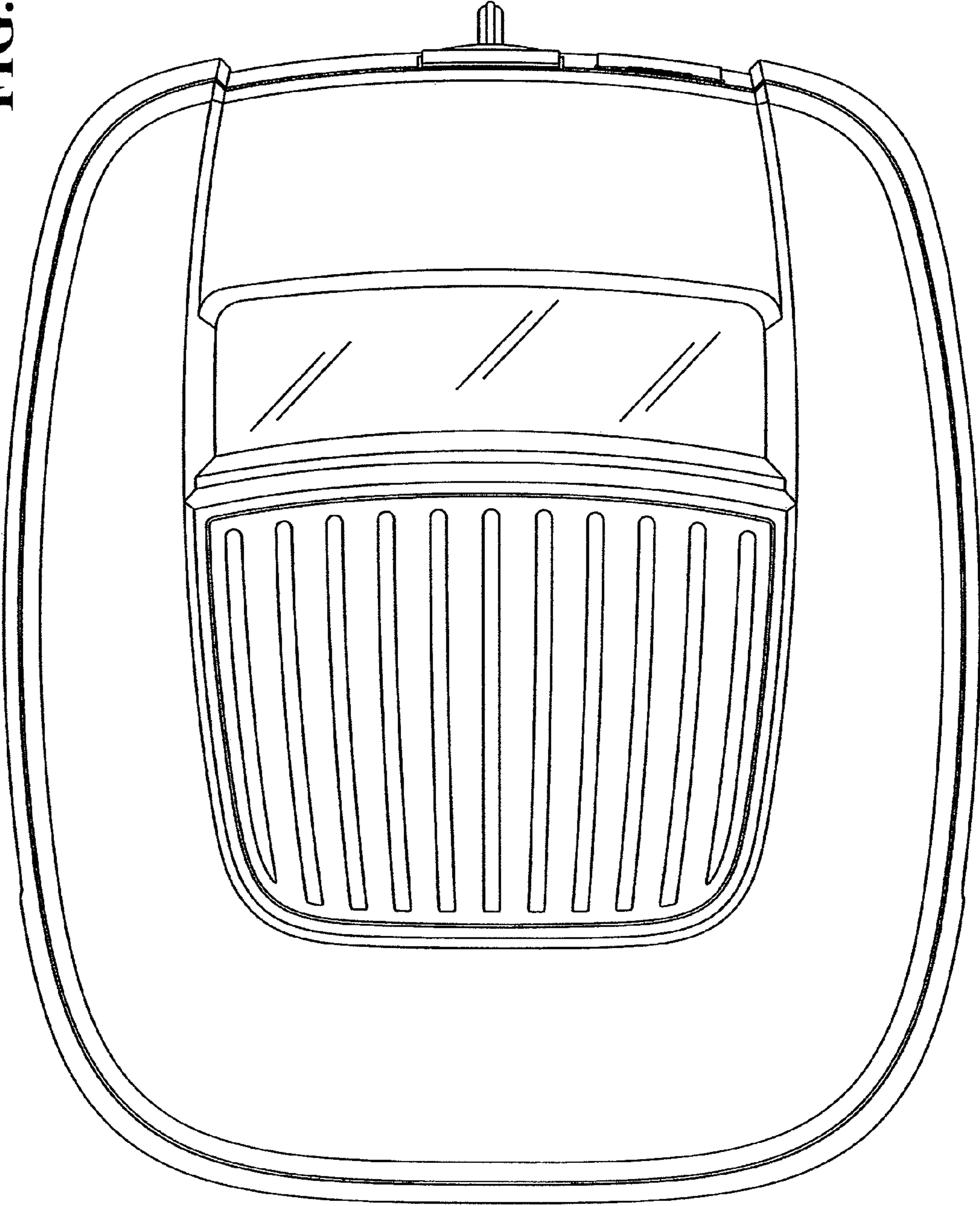


FIG. 7

