



US00D668907S

(12) **United States Design Patent**
Lavy et al.

(10) **Patent No.:** **US D668,907 S**
(45) **Date of Patent:** **** Oct. 16, 2012**

(54) **COOKER**

(76) Inventors: **Danny Lavy**, Westmount (CA); **Shae Hong**, New York, NY (US)

(**) **Term:** **14 Years**

(21) **Appl. No.:** **29/383,329**

(22) **Filed:** **Jan. 14, 2011**

(51) **LOC (9) Cl.** **07-02**

(52) **U.S. Cl.** **D7/352; D7/362; D7/364**

(58) **Field of Classification Search** D7/323,
D7/328-332, 334-341, 347-348, 350.1, 351-363;
99/324-325, 331, 339-340, 349, 353, 358,
99/369, 372-377, 380-389, 392, 425, 444;
30/303; 219/386, 450.1, 524-525, 620-622,
219/732-734; 425/293, 299-300, 346; 426/549
See application file for complete search history.

(56) **References Cited**

U.S. PATENT DOCUMENTS

1,476,376	A	12/1923	Shroyer	
1,587,788	A *	6/1926	Morley	99/376
1,769,045	A	7/1930	Strite	
1,900,619	A	3/1933	Snyder	
2,791,960	A	5/1957	Pietropinto	
3,669,006	A	6/1972	Lee, Sr.	
3,696,734	A	10/1972	Beasley et al.	
3,948,159	A *	4/1976	Vigerstrom	99/358
4,150,609	A	4/1979	McClellan	
4,206,345	A *	6/1980	Maass et al.	219/524
4,386,557	A	6/1983	Meraj et al.	
D275,925	S	10/1984	Bowen et al.	
D299,609	S	1/1989	Madl	
5,129,313	A	7/1992	Coppier	
5,255,595	A	10/1993	Higgins	
D347,548	S	6/1994	Boehm et al.	
5,363,748	A	11/1994	Boehm et al.	

D364,992	S *	12/1995	Wooderson et al.	D7/352
5,613,426	A	3/1997	Chan Gabbai	
5,615,604	A	4/1997	Chenglin	
D379,733	S	6/1997	Liu et al.	
D384,546	S	10/1997	Lin	
5,809,871	A	9/1998	Arathoon	
D409,876	S	5/1999	Gruaz	
D411,937	S	7/1999	Siegler et al.	
D413,760	S	9/1999	Tsai et al.	
D419,823	S	2/2000	Choi	
D439,796	S	4/2001	Edwards et al.	
D446,074	S	8/2001	Barker	

(Continued)

Primary Examiner — Ricky Pham

(74) *Attorney, Agent, or Firm* — Husch Blackwell LLP


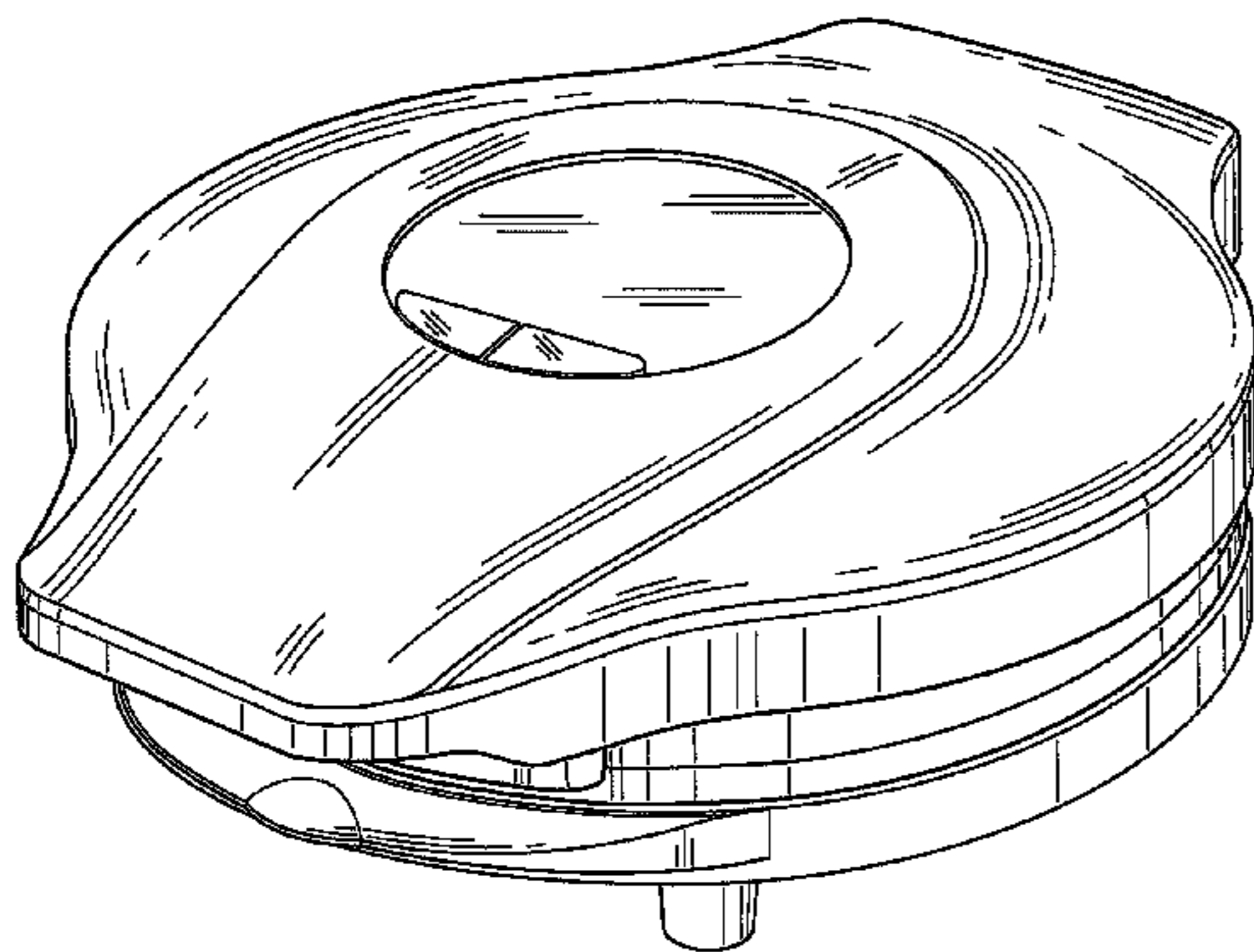
(57) **CLAIM**

The ornamental design for a cooker, substantially as shown and described.

DESCRIPTION

FIG. 1 is a perspective view of the cooker in a closed position in accordance with the present invention;
 FIG. 2 is a left side view of the cooker shown in FIG. 1;
 FIG. 3 is a right side view of the cooker shown in FIG. 1;
 FIG. 4 is a front view of the cooker shown in FIG. 1;
 FIG. 5 is a rear view of the cooker shown in FIG. 1.
 FIG. 6 is a top view of the cooker shown in FIG. 1.
 FIG. 7 is a bottom view of the cooker shown in FIG. 1.
 FIG. 8 is a perspective view of the cooker shown in FIG. 1 in an open position.
 FIG. 9 is a front view of the cooker shown in FIG. 1 in an open position; and,
 FIG. 10 is a top view of the cooker shown in FIG. 1 in an open position.

1 Claim, 7 Drawing Sheets



US D668,907 S

Page 2

U.S. PATENT DOCUMENTS			
6,369,366	B1	4/2002	Mullen
6,397,730	B1 *	6/2002	Steinbach et al. 99/331
6,427,581	B1	8/2002	Wu
6,429,409	B1	8/2002	Siu
D462,566	S	9/2002	Wu
D463,950	S	10/2002	Wu
D464,230	S	10/2002	Wu
D467,766	S	12/2002	Wanat et al.
6,555,795	B2 *	4/2003	Glucksman et al. 219/450.1
6,595,114	B1	7/2003	Endres et al.
D488,342	S	4/2004	Endres et al.
D492,538	S	7/2004	Cheng
D493,663	S	8/2004	Lin et al.
D504,047	S	4/2005	Schmidt et al.
6,889,602	B2	5/2005	Brady et al.
D510,864	S	10/2005	Morris et al.
D522,306	S	6/2006	Wilgus et al.
7,064,298	B2	6/2006	Li
D543,410	S	5/2007	Cohen et al.
D549,516	S	8/2007	Since et al.
D550,026	S	9/2007	Chao
7,285,751	B2	10/2007	Li
D575,577	S	8/2008	Chao
D583,186	S	12/2008	Barnes
D589,294	S *	3/2009	Averty D7/356
D594,693	S	6/2009	Hsu
D594,695	S	6/2009	Lin
D602,732	S	10/2009	Busse et al.
D610,864	S	3/2010	Whitcombe
7,752,958	B2 *	7/2010	Cohen et al. 99/375
7,770,751	B2	8/2010	Henry et al.
7,872,213	B2	1/2011	De Leon et al.
D638,260	S	5/2011	Lin
D642,008	S	7/2011	Lavy et al.
D642,420	S	8/2011	Lavy et al.
D643,243	S *	8/2011	Harrod D7/352
D643,673	S	8/2011	Lavy et al.
D643,676	S	8/2011	Lavy et al.
D643,677	S	8/2011	Lavy et al.
D643,678	S	8/2011	Lavy et al.
D657,608	S *	4/2012	Lavy et al. D7/352
D657,609	S *	4/2012	Lavy et al. D7/352
D657,990	S *	4/2012	Kim et al. D7/352
2002/0153366	A1 *	10/2002	Glucksman et al. 219/450.1
2006/0201333	A1	9/2006	Friel, Sr. et al.
2006/0272511	A1	12/2006	Dreimann et al.
2010/0313769	A1	12/2010	Henry et al.
2011/0027435	A1	2/2011	Facey et al.

* cited by examiner

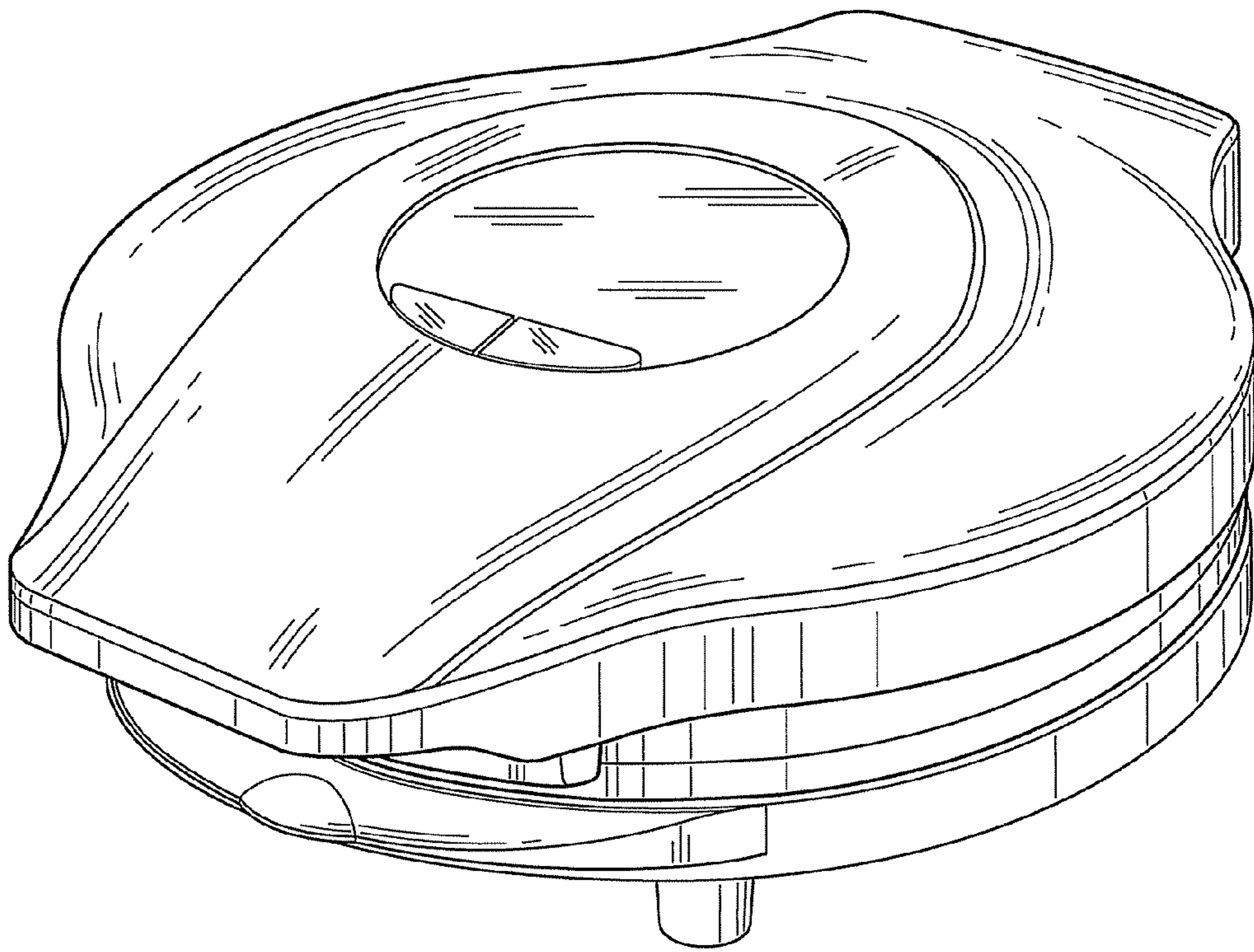


FIG. 1

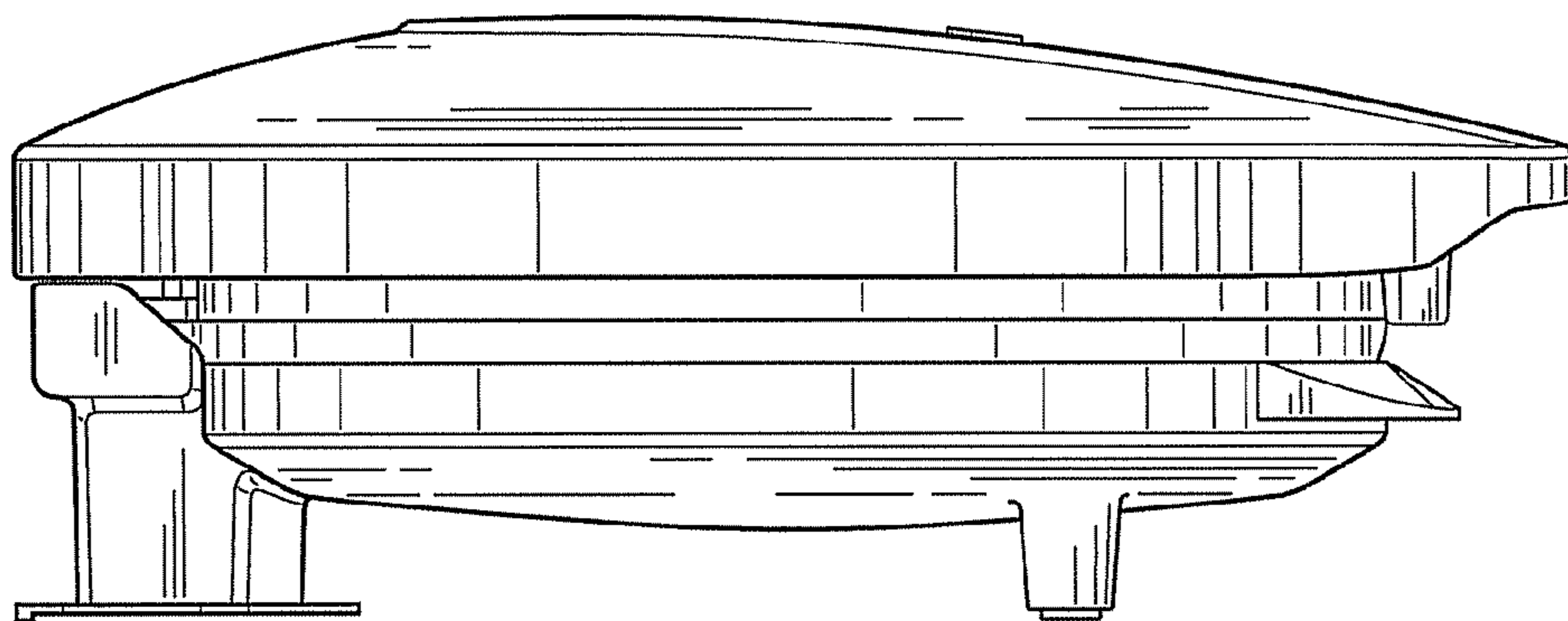


FIG. 2

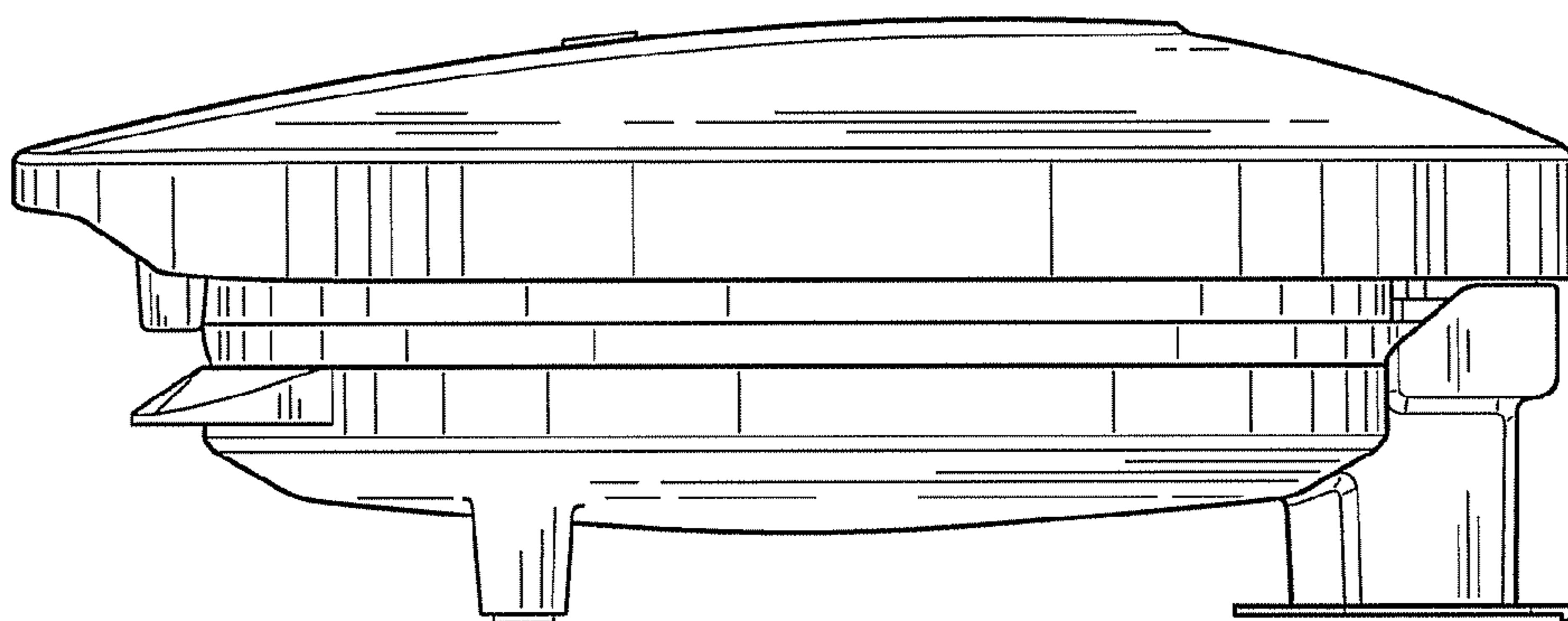


FIG. 3

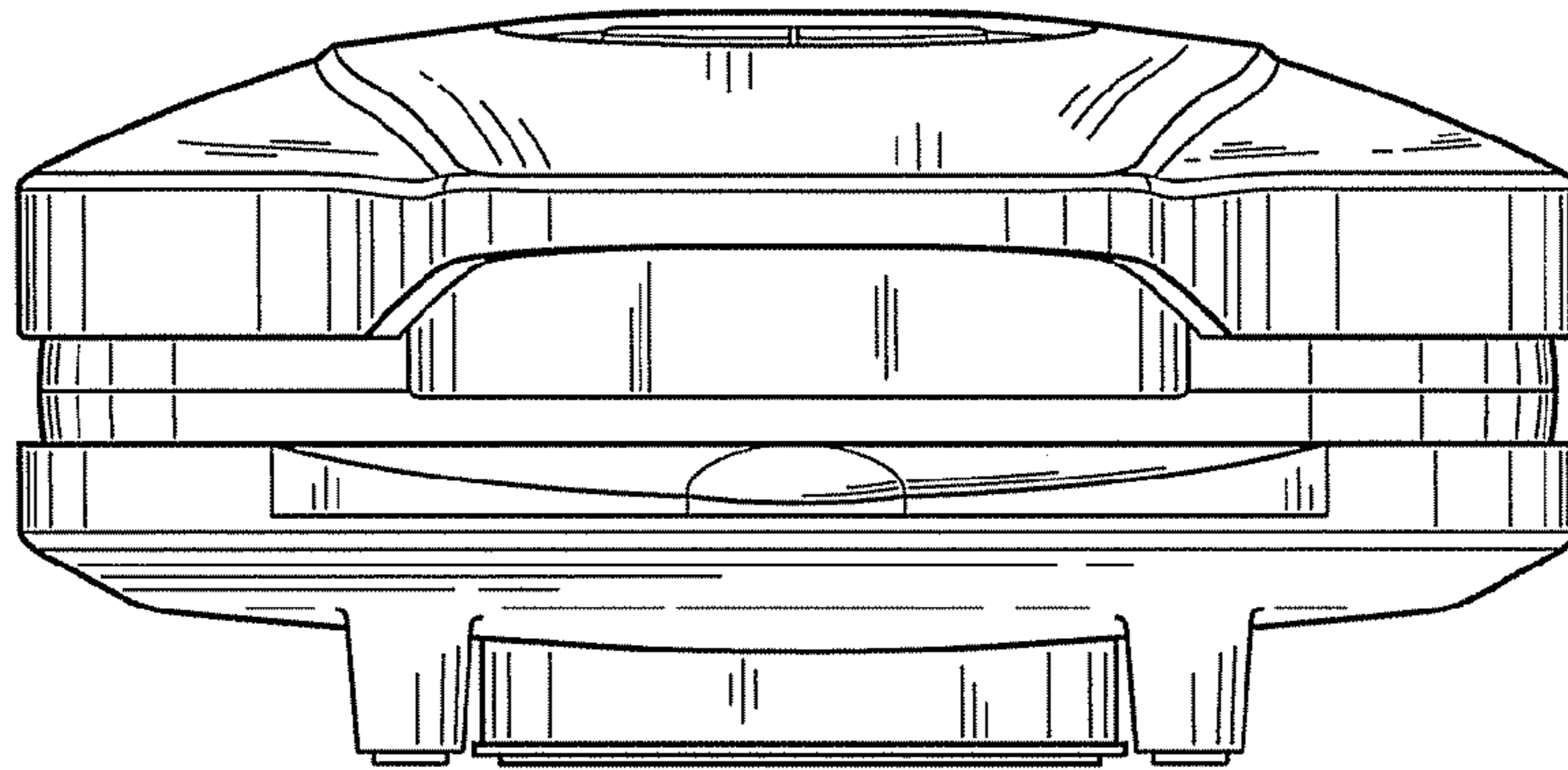


FIG. 4




FIG. 5

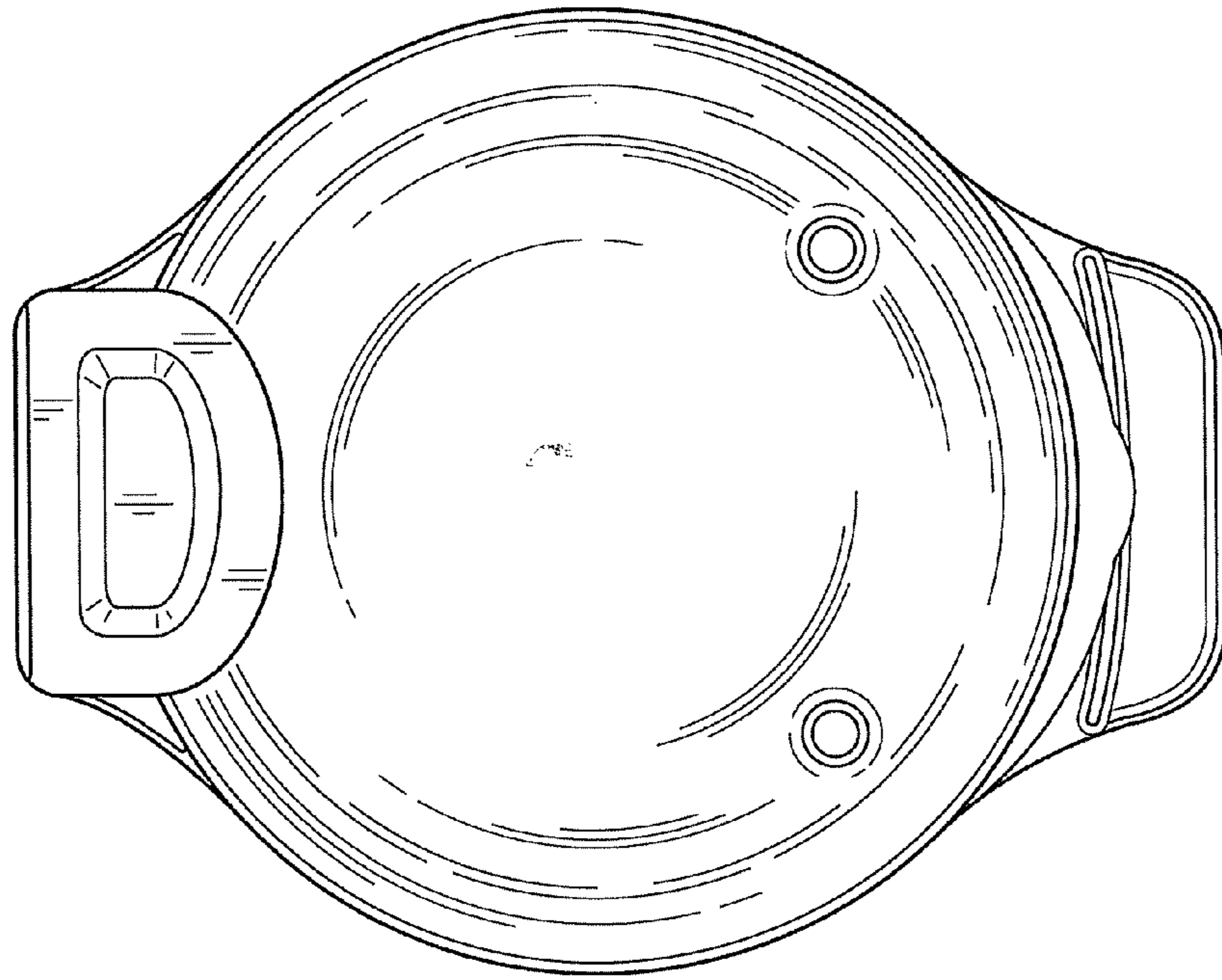


FIG. 7

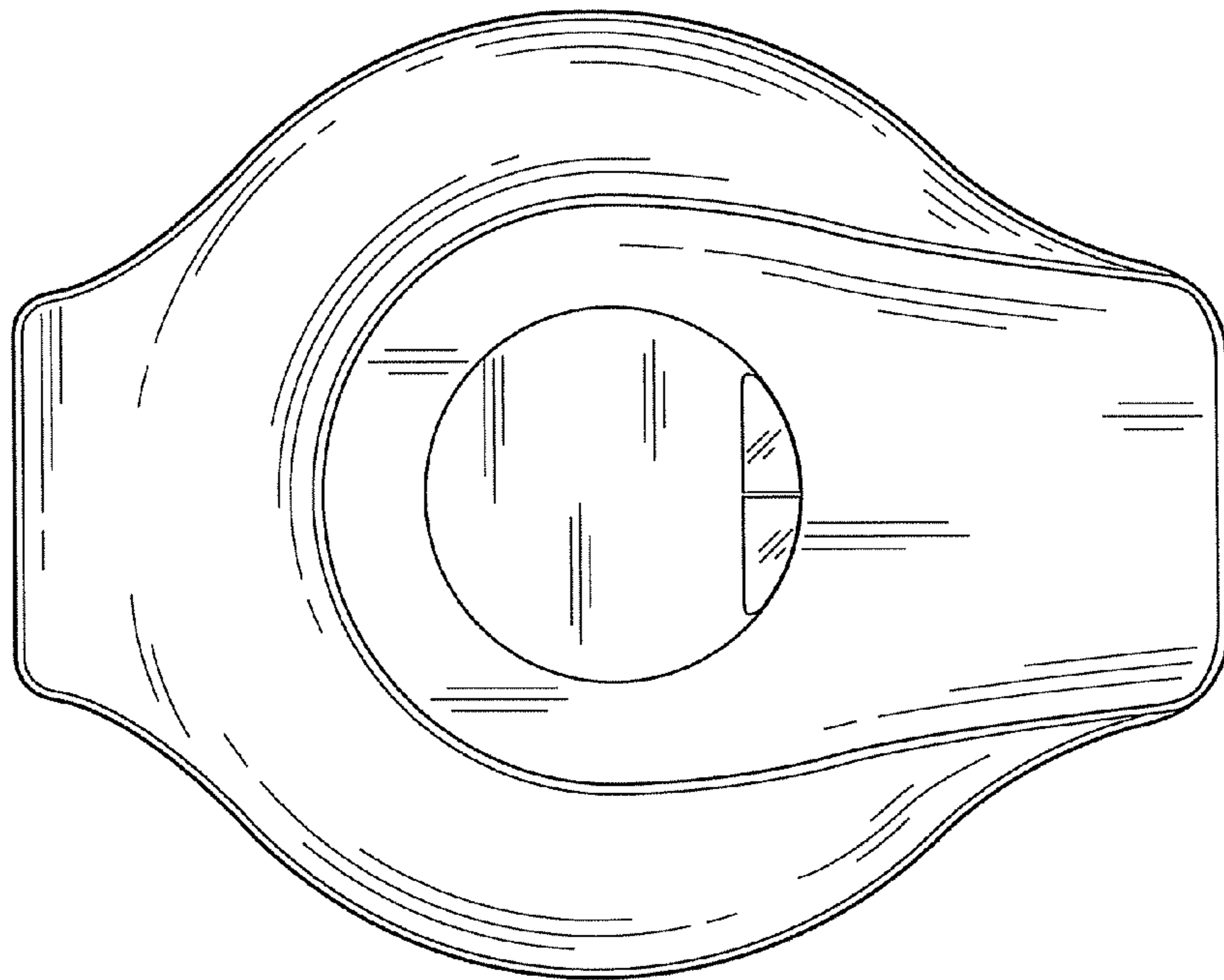


FIG. 6

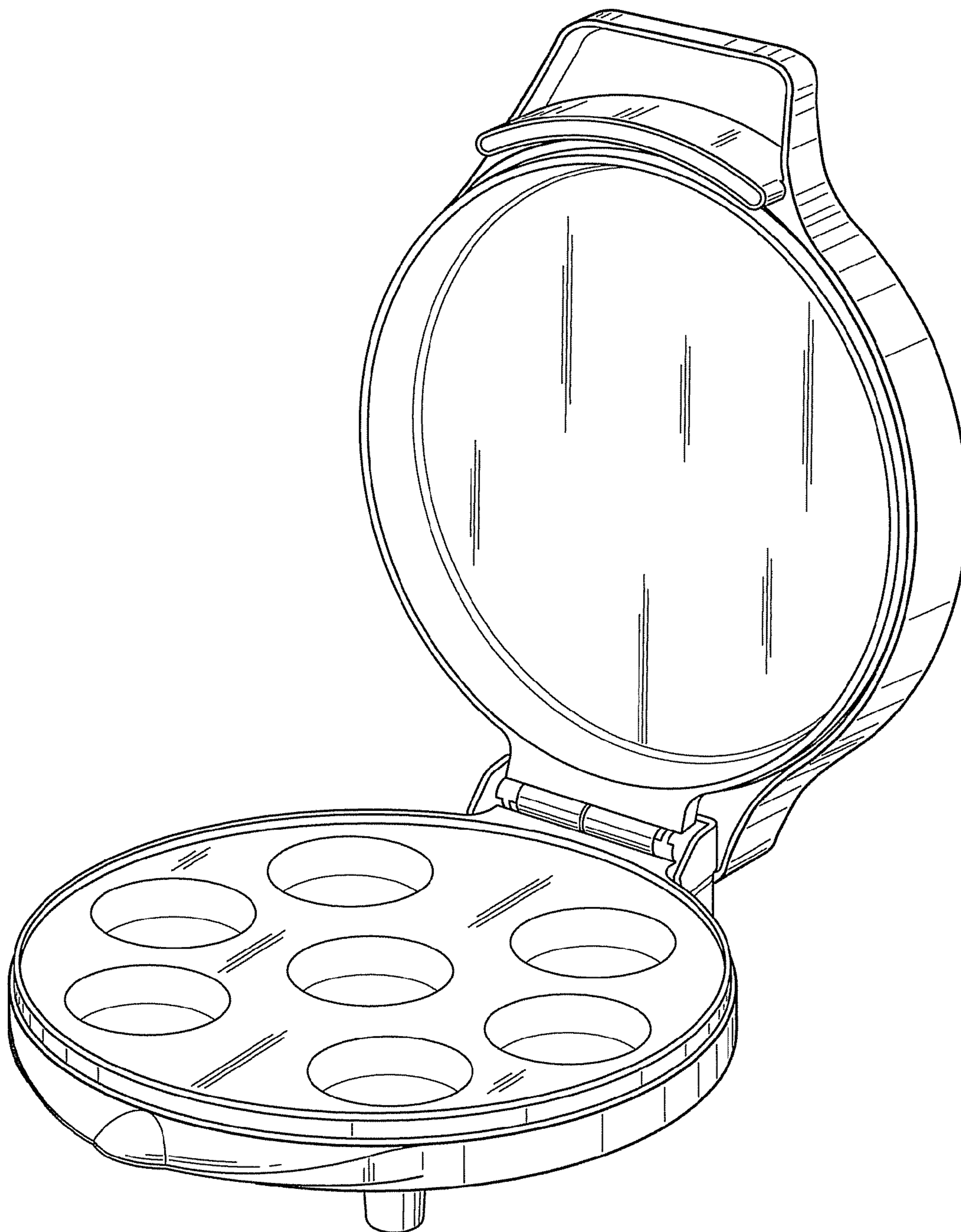


FIG. 8

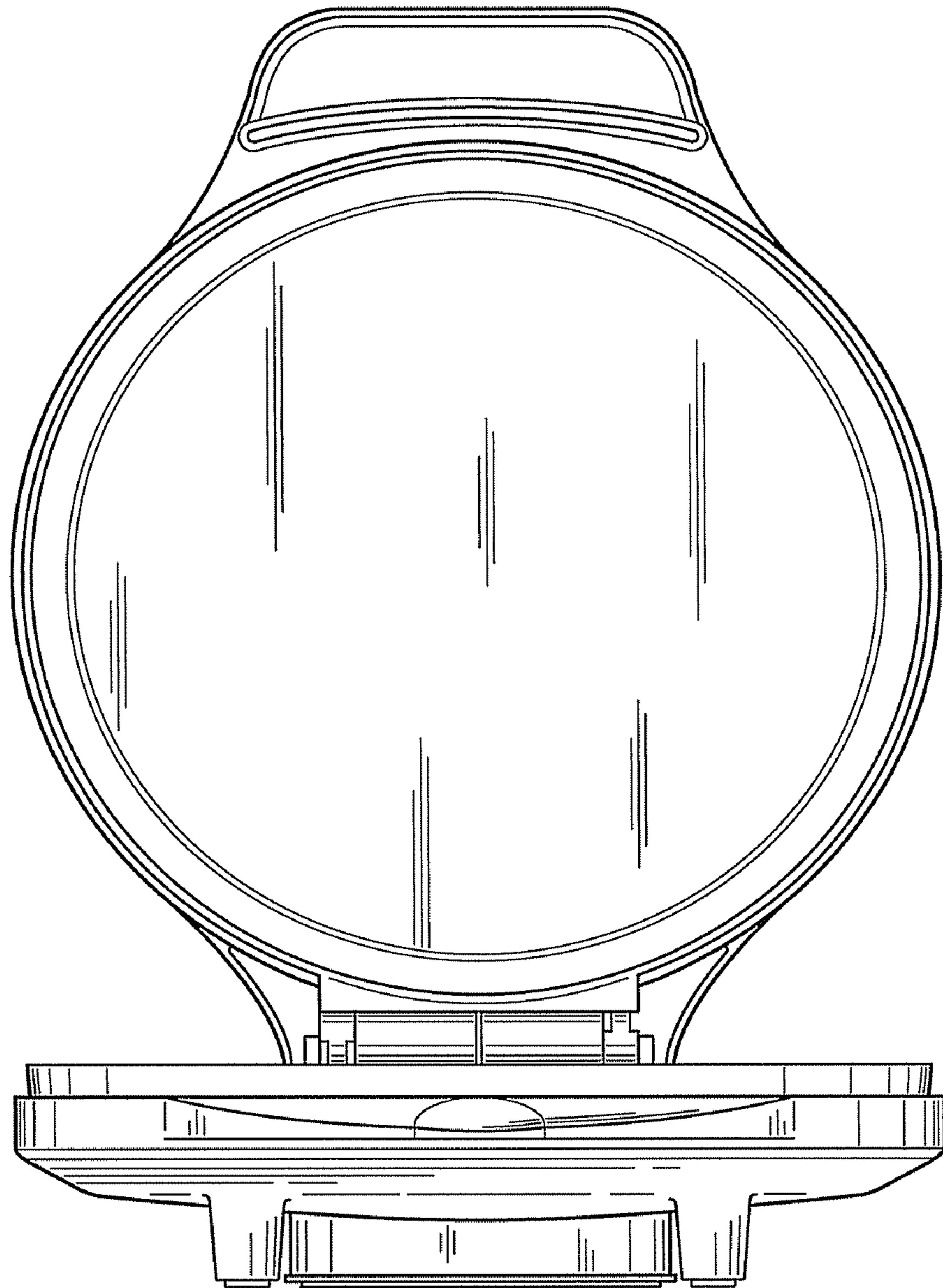


FIG. 9

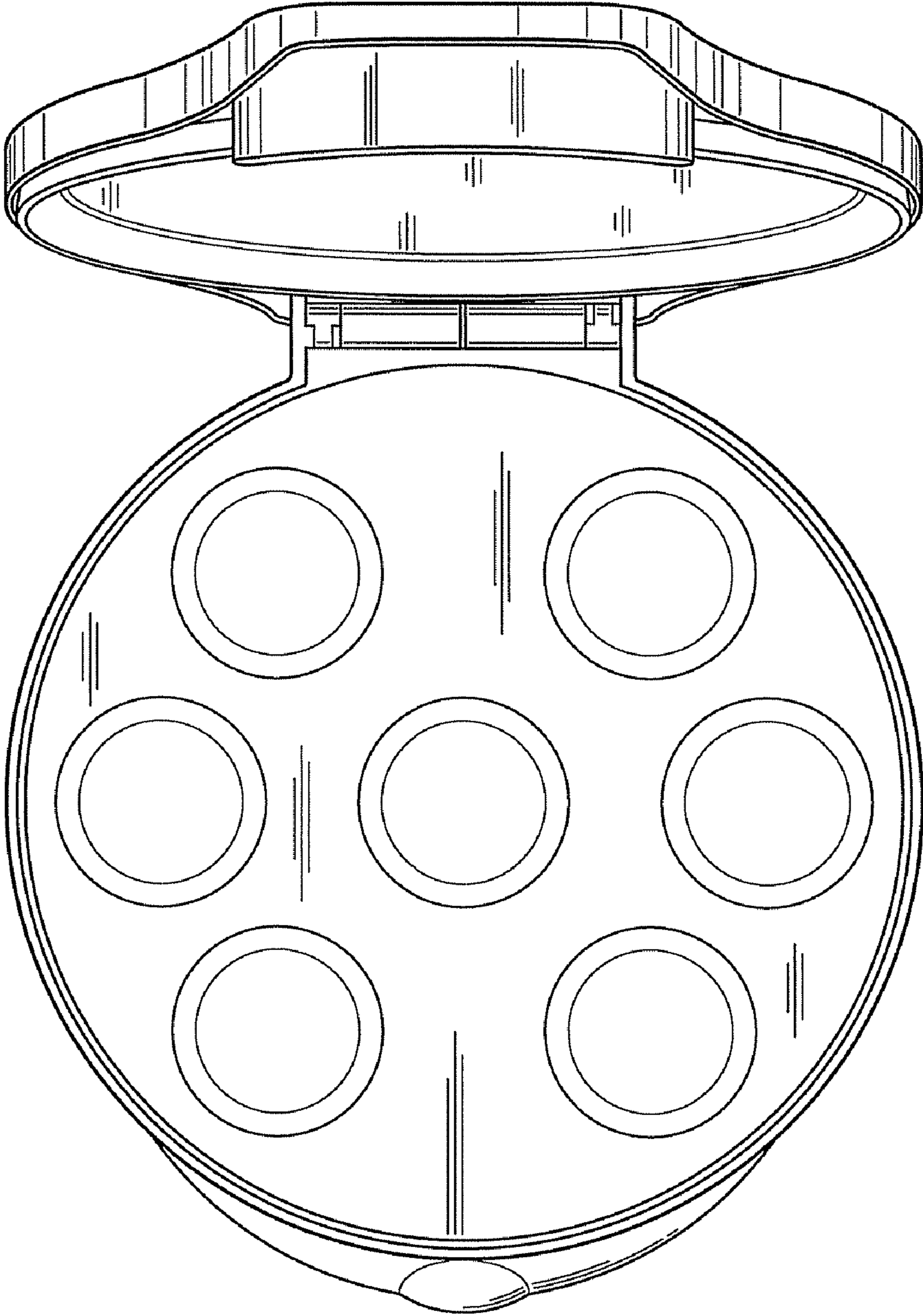


FIG. 10