

US00D668899S

(12) **United States Design Patent**
Buell et al.

(10) **Patent No.:** **US D668,899 S**
(45) **Date of Patent:** **** Oct. 16, 2012**

(54) **DISPENSER**

(75) Inventors: **Shelby J. Buell**, Medina, OH (US);
Matthew J. Archer, Aurora, OH (US);
Richard E. Corney, Akron, OH (US)

(73) Assignee: **GOJO Industries, Inc.**, Akron, OH
(US)

(**) Term: **14 Years**

(21) Appl. No.: **29/418,590**

(22) Filed: **Apr. 18, 2012**

Related U.S. Application Data

(62) Division of application No. 29/389,701, filed on Apr. 15, 2011.

(51) **LOC (9) Cl.** **23-02**

(52) **U.S. Cl.** **D6/545**

(58) **Field of Classification Search** D6/542-545,
D6/561; 221/208, 282, 283; 222/105, 173,
222/180, 181.1, 181.2, 181.3

See application file for complete search history.

(56) **References Cited**

U.S. PATENT DOCUMENTS

D480,247	S	*	10/2003	Ciavarella et al.	D6/545
D512,863	S	*	12/2005	Bowes et al.	D6/545
D550,012	S	*	9/2007	Schmidt et al.	D6/561
D587,503	S	*	3/2009	Schmidt et al.	D6/561
D614,898	S	*	5/2010	Schmidt et al.	D6/561
D629,237	S	*	12/2010	Boshuizen et al.	D6/545
D631,681	S	*	2/2011	Ciavarella et al.	D6/545
D643,237	S	*	8/2011	Reynolds et al.	D6/545

* cited by examiner

Primary Examiner — Brian N Vinson

(74) *Attorney, Agent, or Firm* — Renner Kenner Greive
Bobak Taylor & Weber

(57) **CLAIM**

We claim the ornamental design for a dispenser, as shown and described.

DESCRIPTION

FIG. 1 is a perspective view of a dispenser showing our new design;

FIG. 2 is a front view thereof;

FIG. 3 is a right side view thereof;

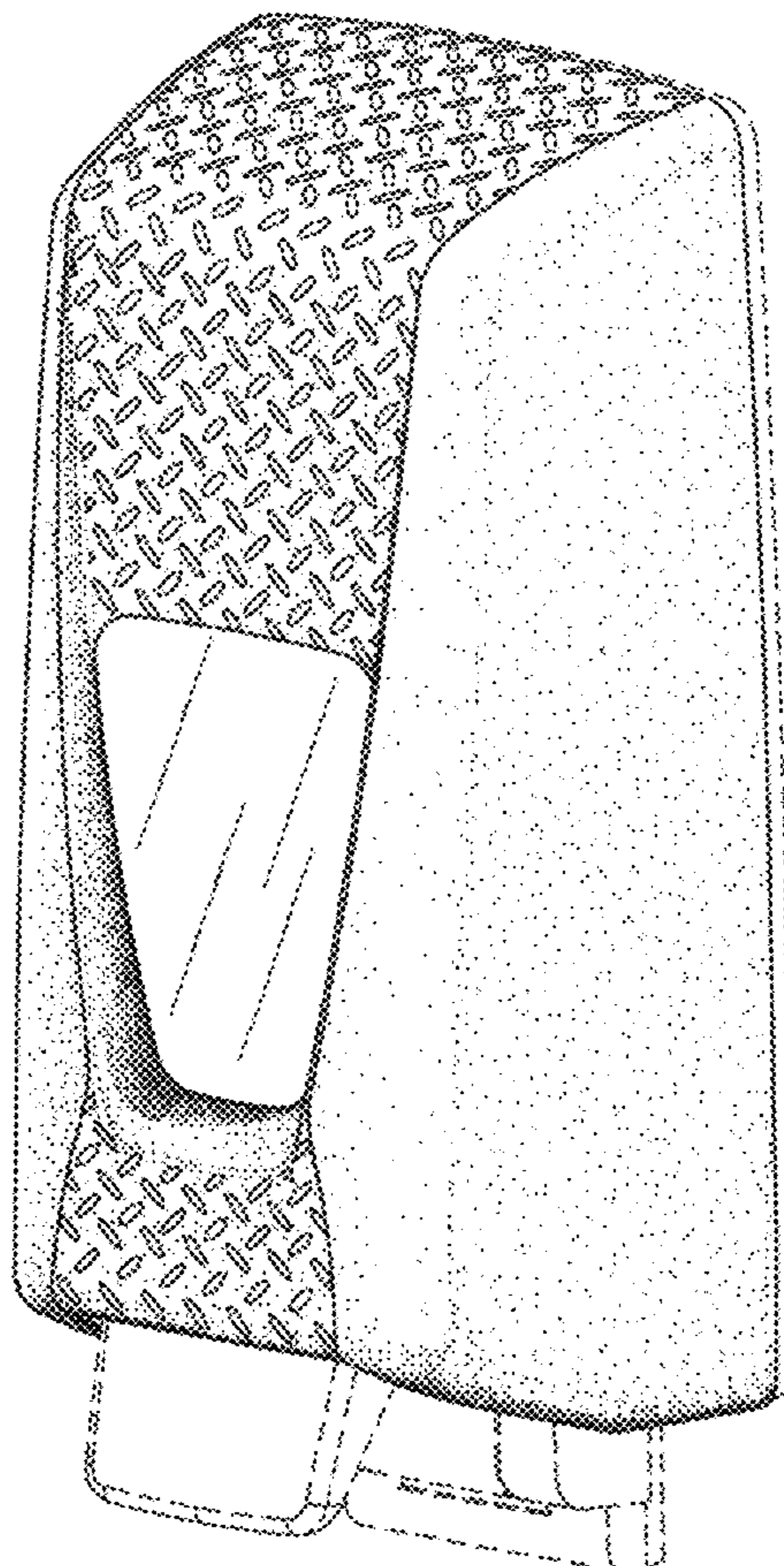
FIG. 4 is a left side view thereof;

FIG. 5 is a top view thereof;

FIG. 6 is a bottom view thereof; and,

FIG. 7 is a back view thereof.

1 Claim, 6 Drawing Sheets



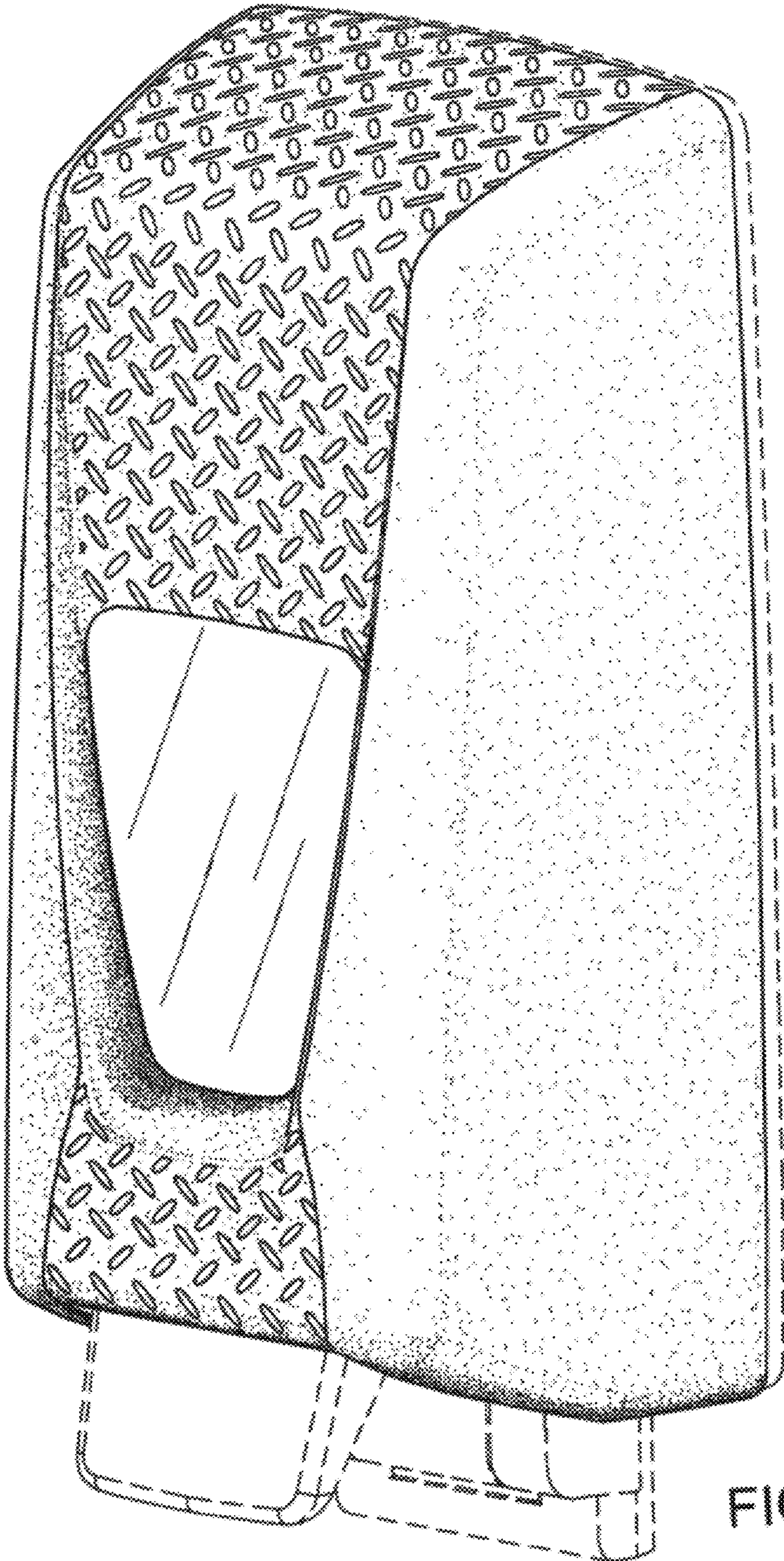


FIG. 1

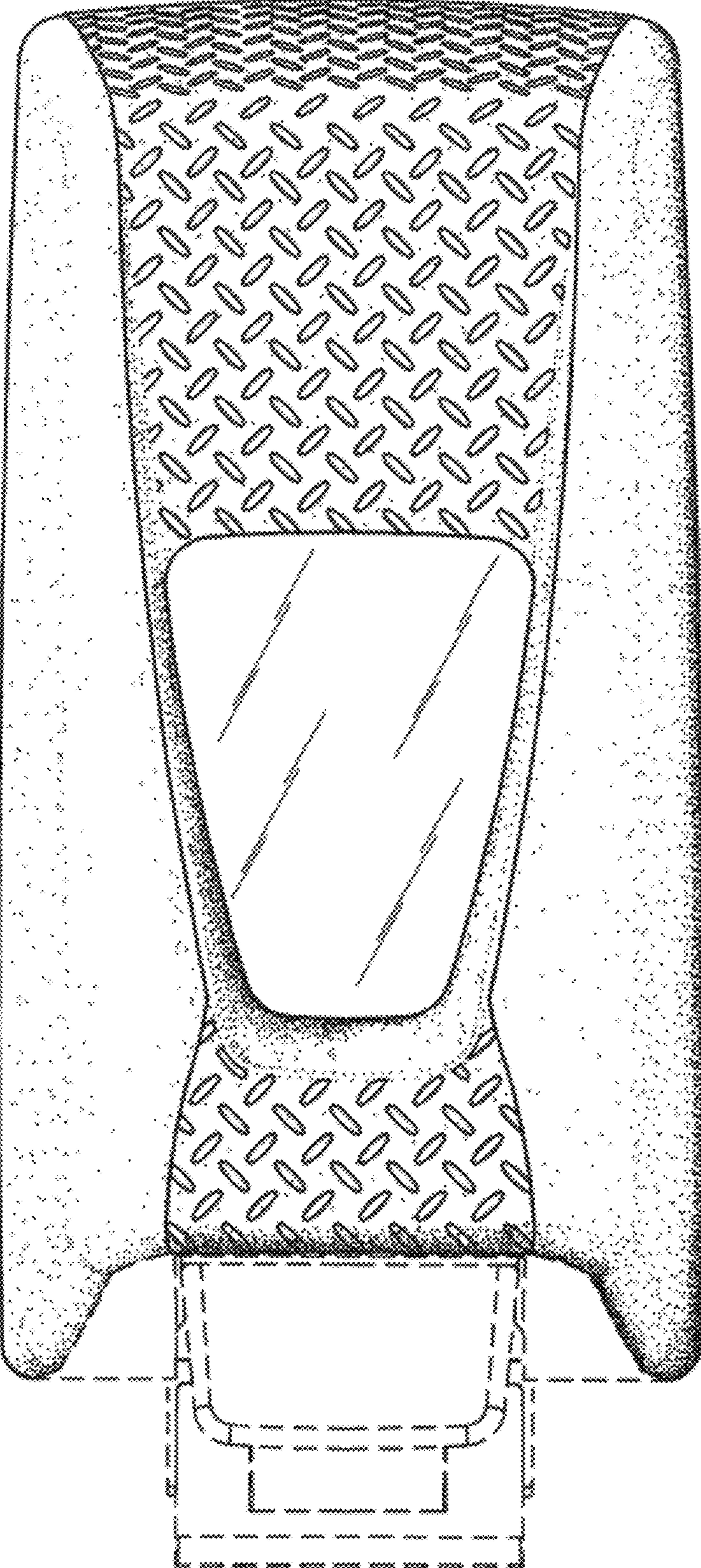


FIG. 2




FIG. 3




FIG. 4

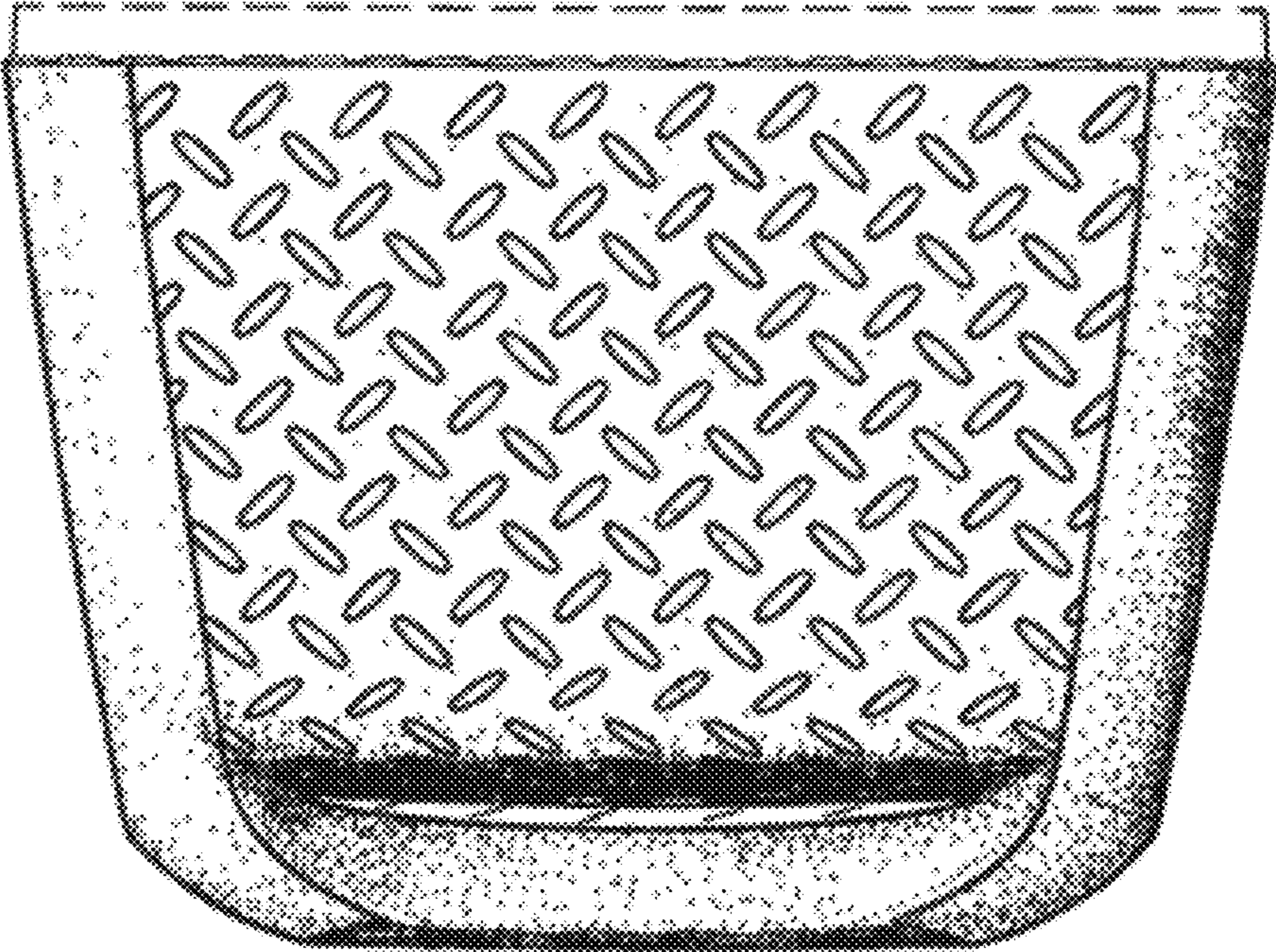


FIG. 5

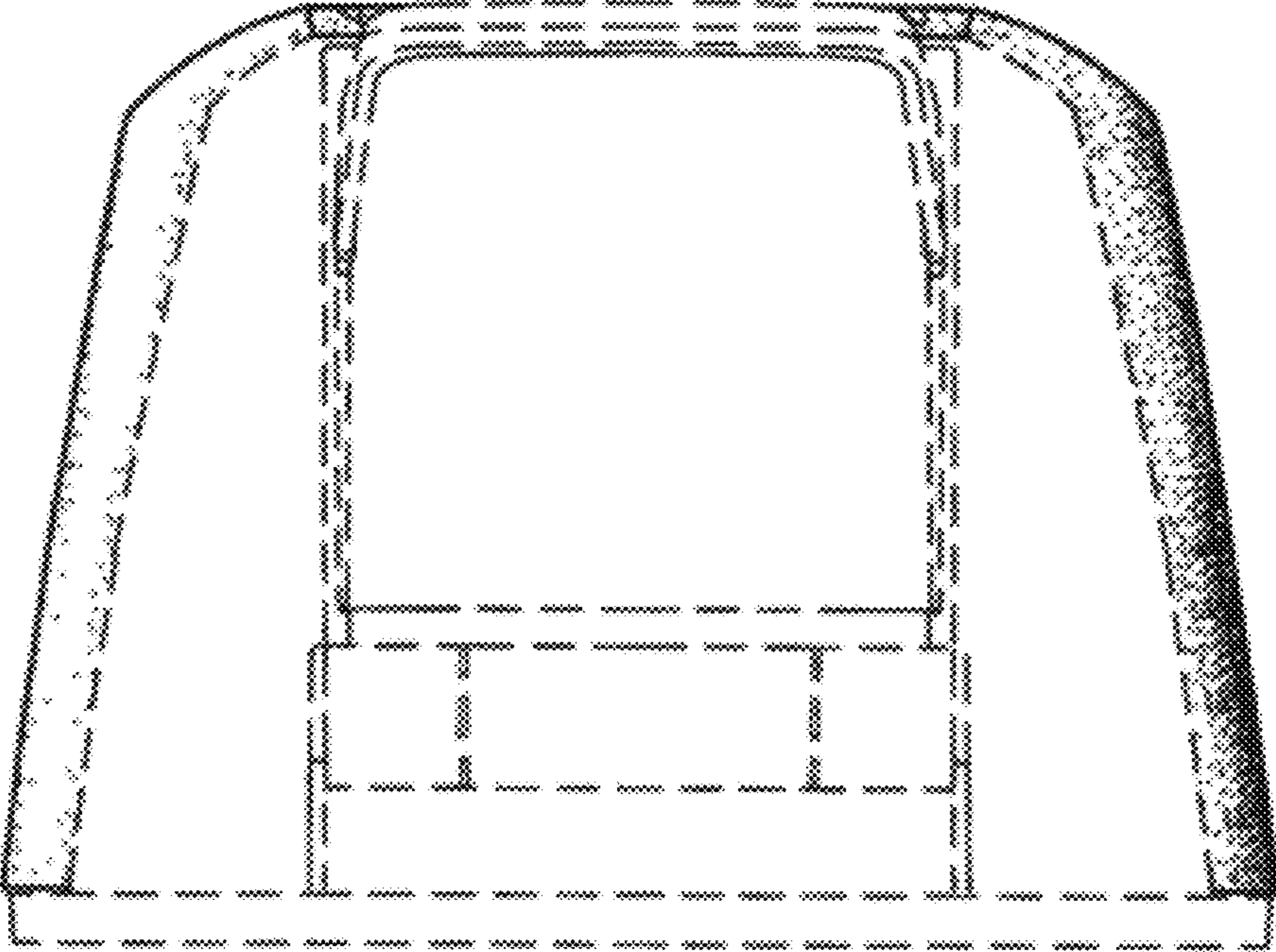


FIG. 6




FIG. 7