

US00D668885S

(12) **United States Design Patent**
Tovin

(10) **Patent No.:** **US D668,885 S**
(45) **Date of Patent:** **** Oct. 16, 2012**

(54) **FURNITURE**

(75) Inventor: **Blake C. Tovin**, Nyack, NY (US)

(73) Assignee: **Casana Furniture Company Ltd.**,
Winnipeg, Manitoba (CA)

(**) Term: **14 Years**

(21) Appl. No.: **29/392,032**

(22) Filed: **May 17, 2011**

D454,724 S *	3/2002	Hokanson	D6/441
D482,901 S *	12/2003	Stanton	D6/441
D483,962 S *	12/2003	Stanton	D6/441
D488,002 S *	4/2004	Wanek et al.	D6/446
D488,328 S *	4/2004	Stanton	D6/446
D490,627 S *	6/2004	Cook	D6/444
D494,774 S *	8/2004	de Blois	D6/446
D503,564 S *	4/2005	Juneau et al.	
D508,347 S *	8/2005	Juneau et al.	D6/446
D508,794 S *	8/2005	Peterson et al.	D6/441
D513,138 S *	12/2005	Mohundro	D6/441
D518,975 S *	4/2006	Mohundro	D6/441
D523,258 S *	6/2006	De Blaay	

(Continued)

Related U.S. Application Data

(63) Continuation of application No. 29/361,242, filed on May 7, 2010, now abandoned, which is a continuation of application No. 29/280,604, filed on Jun. 1, 2007, now Pat. No. Des. 617,117.

(51) **LOC (9) Cl.** **06-04**

(52) **U.S. Cl.** **D6/436**

(58) **Field of Classification Search** D6/420-437,
D6/440-448, 460-468, 474-479, 486, 495;
D34/17, 19; 312/194, 198, 204, 213, 224,
312/278-279

See application file for complete search history.

(56) **References Cited**

U.S. PATENT DOCUMENTS

D251,885 S *	5/1979	Tebbe et al.	D6/446
D327,186 S *	6/1992	Tarlow	D6/441
D399,372 S *	10/1998	Zaidman et al.	
D401,443 S *	11/1998	Zaidman	D6/446
D412,628 S *	8/1999	Lewis	D6/441
D416,144 S *	11/1999	Walters et al.	D6/437
D419,002 S *	1/2000	Swensson et al.	D6/486
D424,833 S *	5/2000	Zaidman	D6/446
D428,280 S *	7/2000	Walters et al.	D6/446
D433,248 S *	11/2000	Hellwig et al.	
D440,430 S *	4/2001	Hutton	D6/446

OTHER PUBLICATIONS

Pina, Leslie, Herman Miller 1939 Catalog: Gilbert Rohde Modern Design With Value Guide, 1998, 60-61, Schiffer Publishing.

Primary Examiner — Ricky Pham

(57) **CLAIM**

The ornamental design for furniture, as shown and described.

DESCRIPTION

FIG. 1 is a left side perspective view of a case good item of furniture showing my new design, and the right side perspective view is a mirror image;

FIG. 2 is a left side elevation view of the item of FIG. 1 and the right side elevation view is a mirror image;

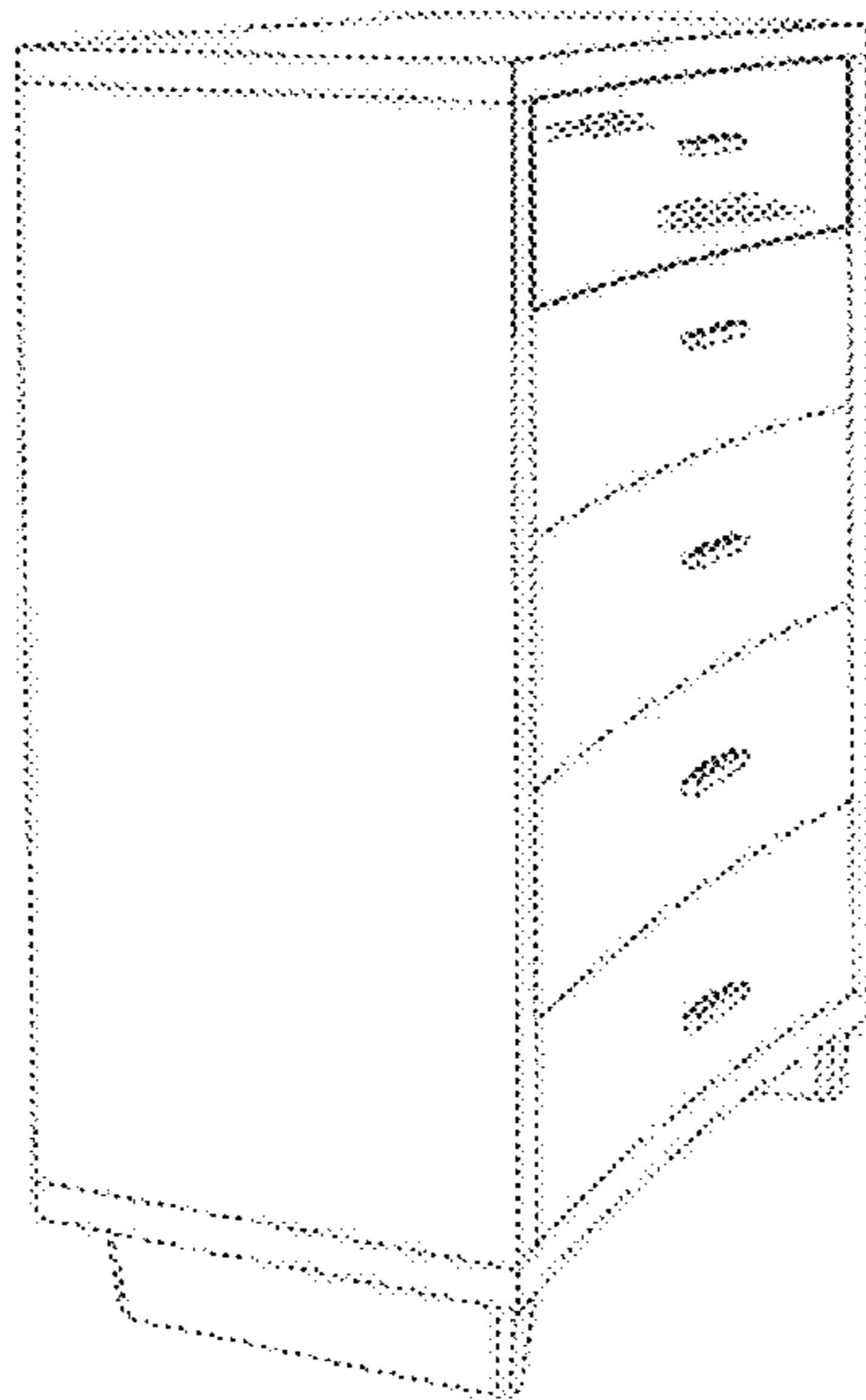
FIG. 3 is a front elevation view of the item of FIG. 1; and, FIG. 4 is a top plan view of the item of FIG. 1.

The rear and bottom of the side structure form no part of the design.

In each item shown in FIGS. 1 to 4, the front face surface portion is uniformly concave.

The broken lines shown are for illustrative purposes only and form no part of the claimed design.

1 Claim, 4 Drawing Sheets



US D668,885 S

Page 2

U.S. PATENT DOCUMENTS

D526,813 S *	8/2006	Cook	D6/441	D556,472 S	12/2007	Janke et al.
D526,814 S *	8/2006	Juneau et al.	D6/446	D557,039 S	12/2007	Domack et al.
D528,823 S *	9/2006	Cook	D6/441	D560,388 S	1/2008	Bacon et al.
D532,624 S *	11/2006	Juneau	D6/436	D564,254 S	3/2008	Heublein
D533,732 S	12/2006	Juneau		D564,786 S	3/2008	Mayer et al.
D542,057 S *	5/2007	Juneau	D6/446	D596,421 S	7/2009	Kanhasamy
D547,568 S *	7/2007	Mohundro	D6/441	D609,497 S	2/2010	Kanhasamy
D555,393 S	11/2007	O'Hare et al.		D617,117 S	6/2010	Tovin

* cited by examiner

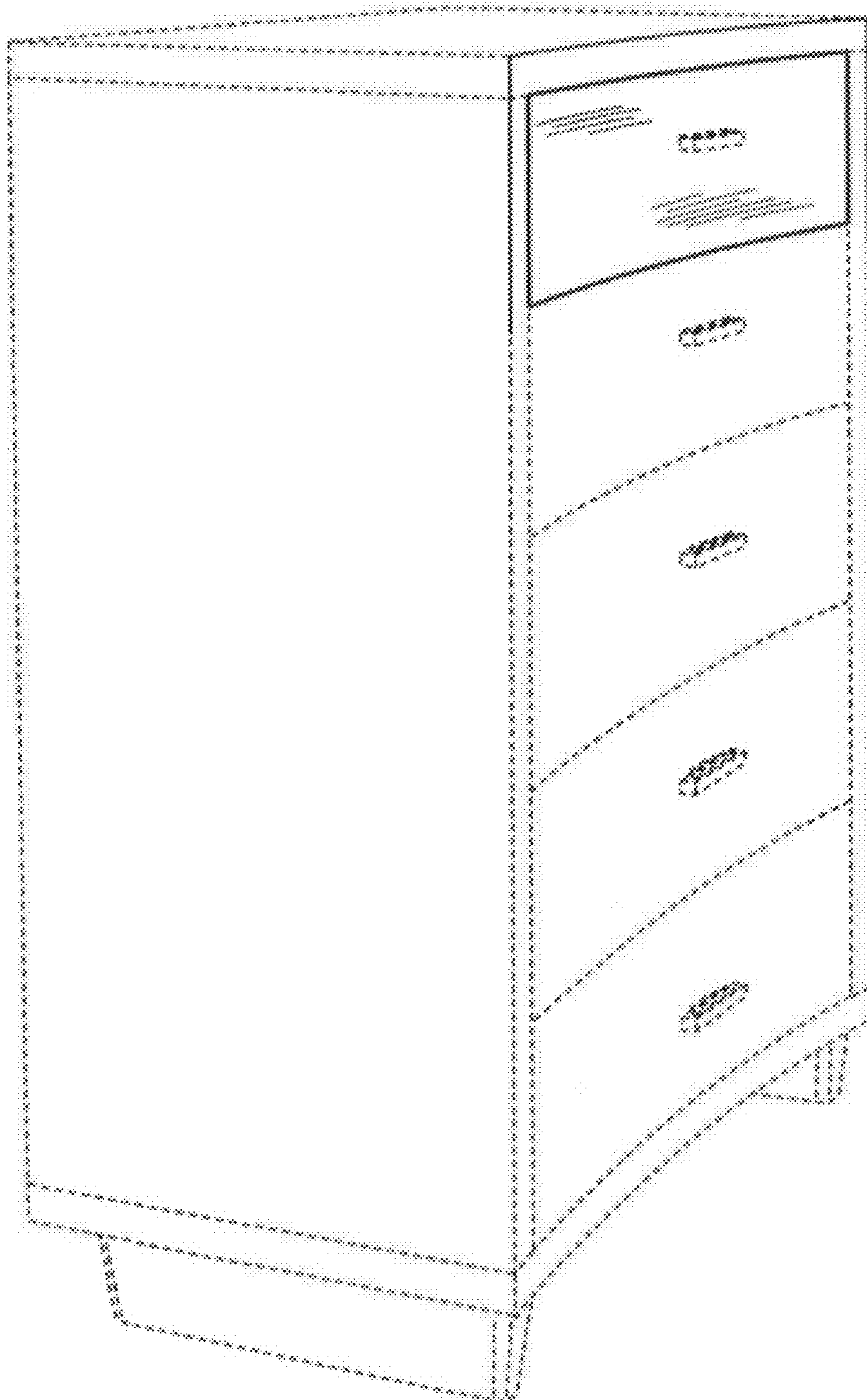


FIG. 1




FIG. 2

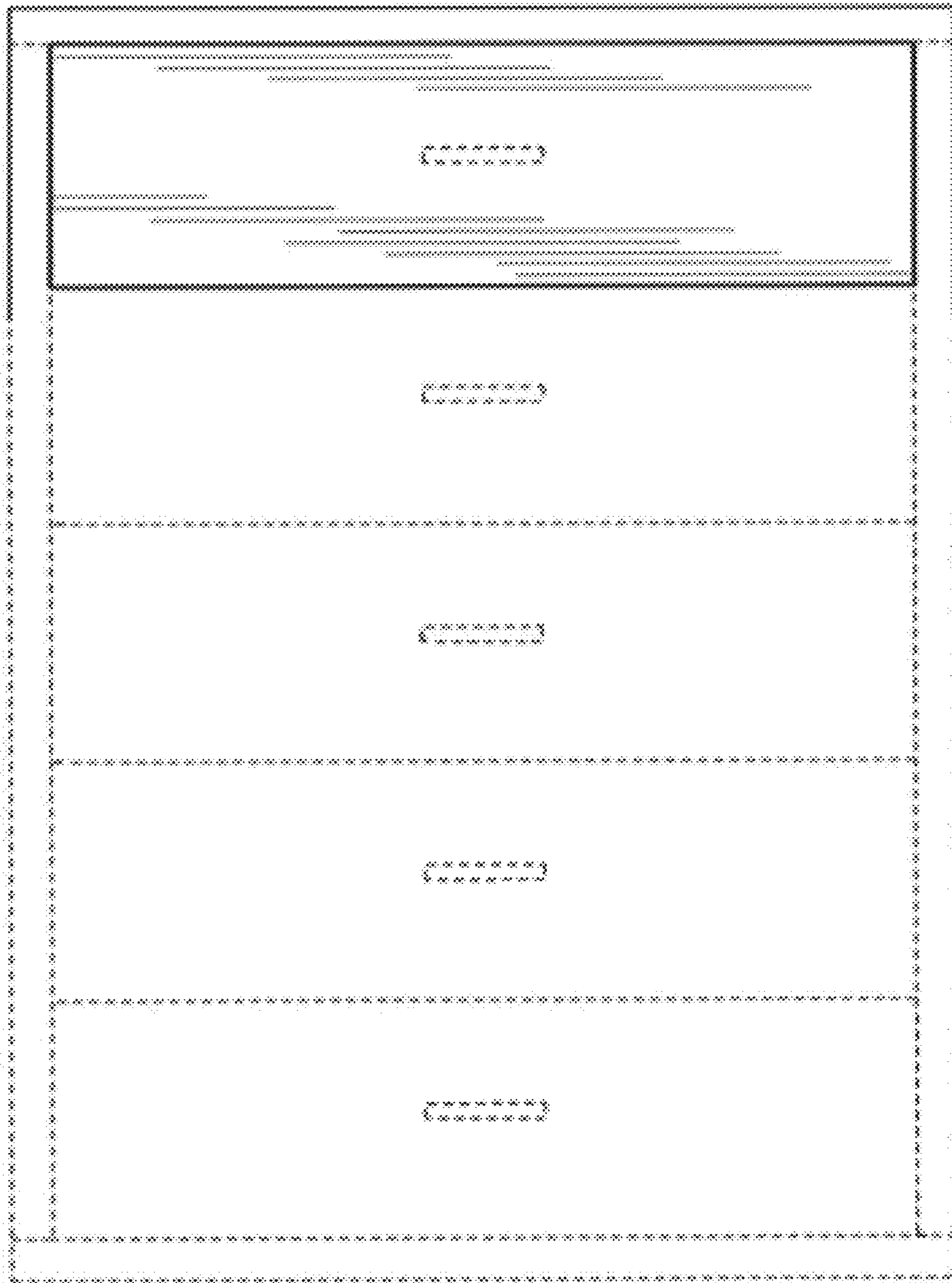


FIG. 3

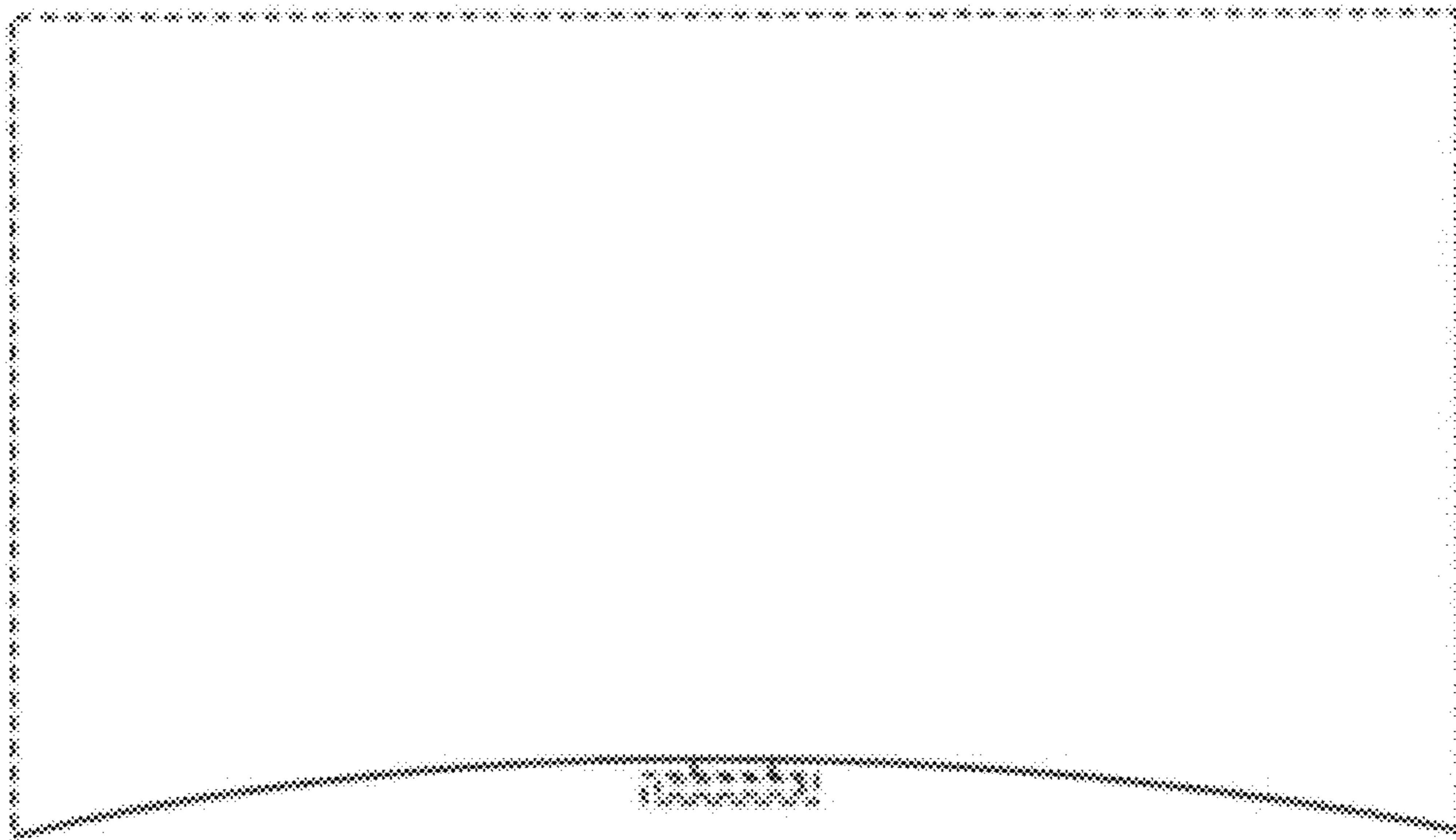


FIG. 4