

US00D668881S

(12) **United States Design Patent**
Sofield

(10) **Patent No.:** **US D668,881 S**
(45) **Date of Patent:** **** Oct. 16, 2012**

(54) **CHAIR**

(75) Inventor: **William Sofield**, New York, NY (US)

(73) Assignee: **Baker, Knapp & Tubbs, Inc.**, Hickory, NC (US)

(**) Term: **14 Years**

(21) Appl. No.: **29/399,290**

(22) Filed: **Aug. 11, 2011**

Related U.S. Application Data

(62) Division of application No. 29/345,533, filed on Oct. 16, 2009, now Pat. No. Des. 659,435.

(51) **LOC (9) Cl.** **06-01**

(52) **U.S. Cl.** **D6/334**

(58) **Field of Classification Search** D6/334,
D6/335, 337, 374, 379, 380, 381, 491, 492,
D6/495, 500-502; 297/118, 300.1, 302.1,
297/311, 313, 353, 354.1, 445.1, 446.1, 446.2,
297/447.4, 464, 465, 900, DIG. 2, DIG. 7;
5/12.1, 12.2

See application file for complete search history.

(56) **References Cited**

U.S. PATENT DOCUMENTS

D276,672 S	*	12/1984	Giorgetti	D6/380
D340,590 S		10/1993	McGuire et al.		
D345,868 S		4/1994	McGuire et al.		
D352,623 S		11/1994	McGuire		
D358,042 S	*	5/1995	Klein	D6/379
D378,168 S	*	2/1997	Lewis	D6/334
D380,307 S		7/1997	Diaz-Azcuy		
D380,308 S		7/1997	Diaz-Azcuy		
D380,309 S		7/1997	Diaz-Azcuy		
D380,310 S		7/1997	Diaz-Azcuy		
D380,311 S		7/1997	Diaz-Azcuy		
D380,312 S		7/1997	Diaz-Azcuy		
D386,912 S		12/1997	Diaz-Azcuy		

D390,031 S		2/1998	Diaz-Azcuy		
D400,016 S	*	10/1998	Silva	D6/334
D401,074 S	*	11/1998	Hutton	D6/334
D411,693 S		6/1999	Navone		
D438,717 S	*	3/2001	Carroll, III	D6/334
D441,975 S	*	5/2001	McDaniel et al.	D6/379
D442,374 S	*	5/2001	Hutton	D6/334
D446,956 S		8/2001	Black		
D460,872 S		7/2002	Diaz-Azcuy		
D461,065 S		8/2002	Diaz-Azcuy		
D461,969 S		8/2002	Diaz-Azcuy		
D462,192 S	*	9/2002	Jaccoma et al.	D6/380
D465,666 S	*	11/2002	Hokanson	D6/369
D469,263 S	*	1/2003	Clark et al.	D6/334
D473,392 S	*	4/2003	Vaaler	D6/379
D477,720 S		7/2003	Diaz-Azcuy		
D489,913 S	*	5/2004	Wanek et al.	D6/379
D503,288 S	*	3/2005	Domack	D6/334
D503,293 S	*	3/2005	Schmitt	D6/379
D516,335 S	*	3/2006	Schmitt	D6/379
D520,259 S	*	5/2006	Schmitt	D6/379
D546,569 S	*	7/2007	Jones	D6/334
D551,871 S	*	10/2007	Domack et al.	D6/380
D602,267 S	*	10/2009	Bellini	D6/334
D620,275 S		7/2010	Sofield		
D637,831 S		5/2011	Aubry et al.		
D645,266 S		9/2011	Aubry et al.		
D645,267 S		9/2011	Aubry et al.		

* cited by examiner

Primary Examiner — Sandra Snapp

(74) *Attorney, Agent, or Firm* — Merchant & Gould PC

(57) **CLAIM**

The ornamental design for a chair, as shown and described.

DESCRIPTION

FIG. 1 is a right side elevational view of a chair showing my new design, a left side elevational view not being shown as it is a mirror image thereof;
FIG. 2 is a rear elevational view thereof; and,
FIG. 3 is a top plan view thereof.

1 Claim, 3 Drawing Sheets

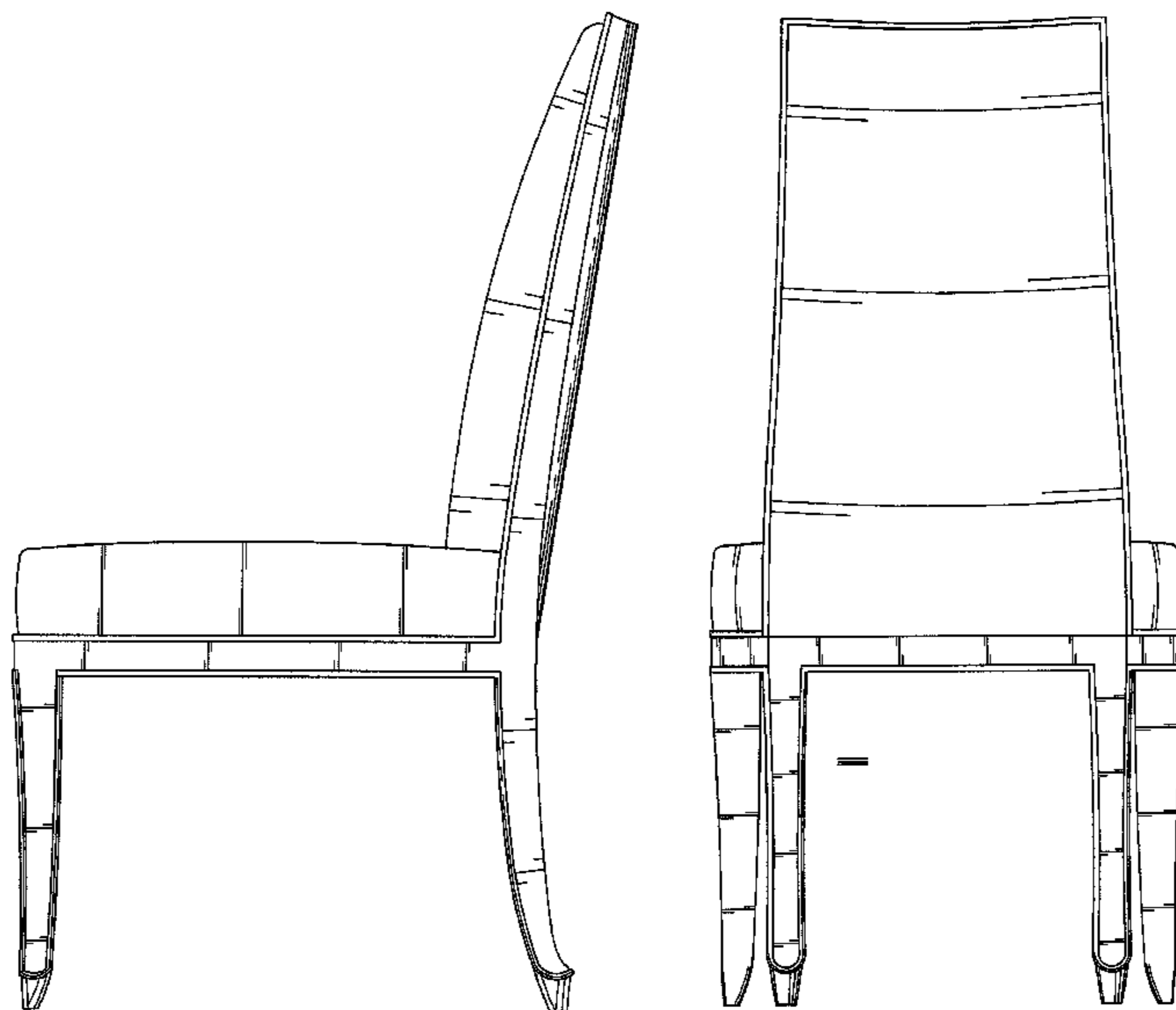


FIG. 1




FIG. 2




FIG. 3

