



US00D668848S

(12) **United States Design Patent**
Gavrieli et al.

(10) **Patent No.:** **US D668,848 S**

(45) **Date of Patent:** **** Oct. 16, 2012**

(54) **SPLIT SOLE SHOE**

(75) Inventors: **Kfir Gavrieli**, Los Angeles, CA (US);
Dikla Gavrieli, Los Angeles, CA (US)

(73) Assignee: **Gavrieli Brands LLC**, Beverly Hills,
CA (US)

(**) Term: **14 Years**

(21) Appl. No.: **29/399,220**

(22) Filed: **Aug. 10, 2011**

(51) **LOC (9) Cl.** **02-04**

(52) **U.S. Cl.** **D2/939; D2/925**

(58) **Field of Classification Search** D2/896,
D2/900, 919–921, 925–942, 946, 949, 971;
36/1, 83, 8.1–8.3, 9 R, 45–58, 104, 108, 76 R
See application file for complete search history.

(56) **References Cited**

U.S. PATENT DOCUMENTS

1,525,848	A	*	2/1925	Bonaventure	36/8.3
D133,819	S	*	9/1942	Harris	D2/939
D149,685	S	*	5/1948	Sandler	D2/935
D150,729	S	*	8/1948	Sandler	D2/927
D166,090	S	*	3/1952	Maling	D2/897
D200,897	S	*	4/1965	Mitchell	D2/919
D247,396	S	*	3/1978	Schlerth	D2/939
D295,692	S	*	5/1988	Zuidema et al.	D2/950
D339,669	S	*	9/1993	Miller	D2/919
D457,292	S	*	5/2002	Sessa	D2/949
D500,191	S	*	12/2004	Belley et al.	D2/969
D527,513	S	*	9/2006	Della Valle	D2/919
D534,341	S	*	1/2007	Choi	D2/971

D593,295	S	*	6/2009	Belley et al.	D2/969
D593,297	S	*	6/2009	Belley et al.	D2/969
D593,307	S	*	6/2009	Belley et al.	D2/969
D599,093	S	*	9/2009	Issler	D2/971
D610,785	S		3/2010	Smith		
7,735,244	B1		6/2010	Ameche		
2009/0272009	A1		11/2009	Weisner et al.		
2010/0018080	A1		1/2010	Smith		
2010/0115793	A1		5/2010	Kraisosky		

* cited by examiner

Primary Examiner — Dominic Simone

(74) *Attorney, Agent, or Firm* — Morgan, Lewis & Bockius
LLP

(57) **CLAIM**


The ornamental design for a split sole shoe, as shown and described.

DESCRIPTION

FIG. 1 is a front perspective view of an ornamental design for a split sole shoe according to the present invention; FIG. 2 is a first side view thereof; FIG. 3 is a second view thereof; FIG. 4 is a top view thereof; FIG. 5 is a bottom view thereof; FIG. 6 is a front view thereof; and, FIG. 7 is a back view thereof.

The broken (i.e., straight dashed) straight lines in the figures are for illustrative purposes only and form no part of the claimed design.

1 Claim, 6 Drawing Sheets



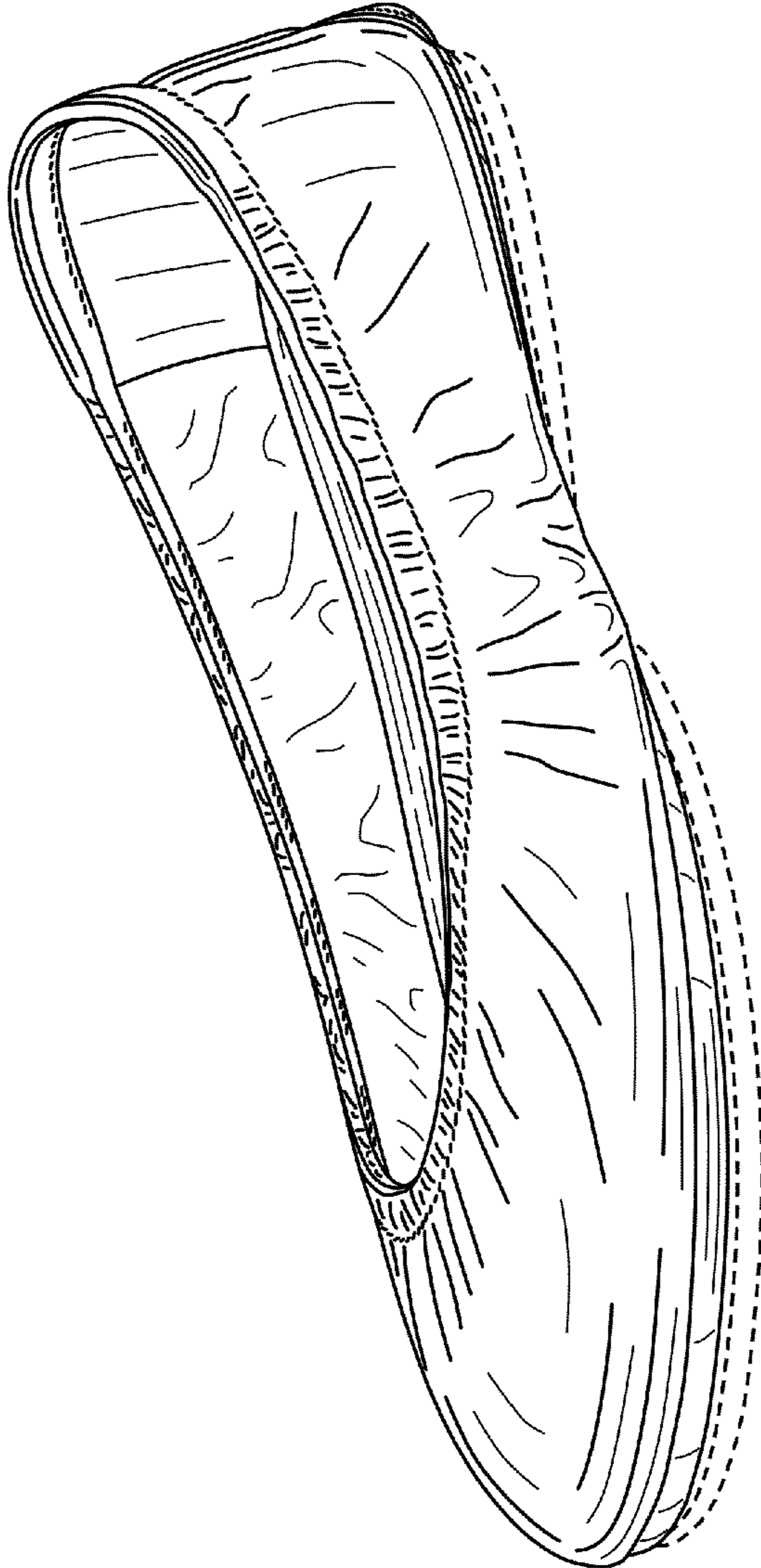


FIG. 1

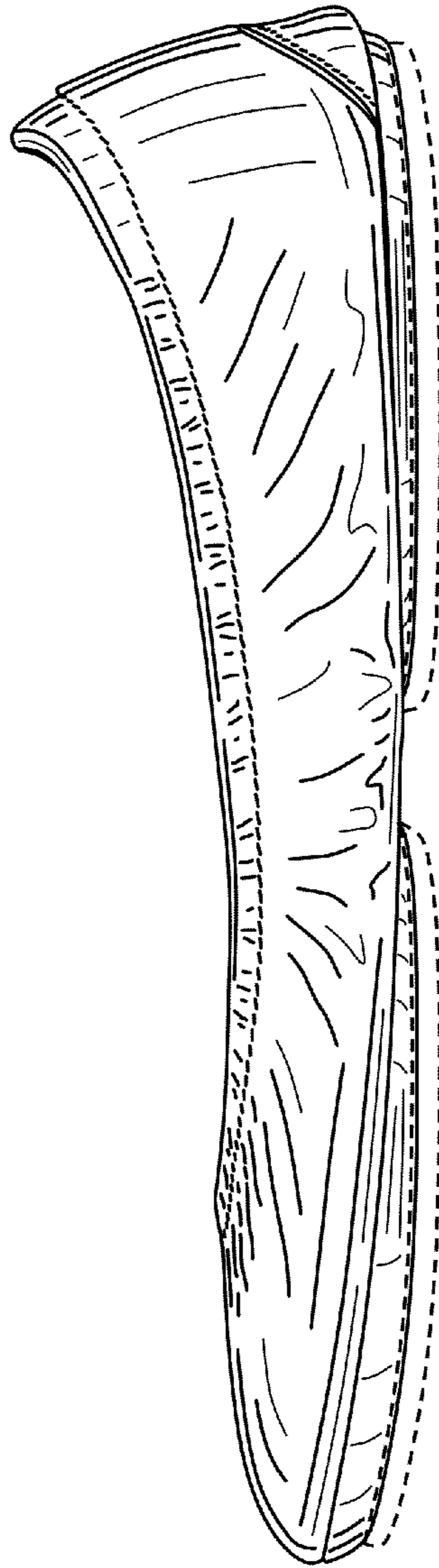


FIG. 2

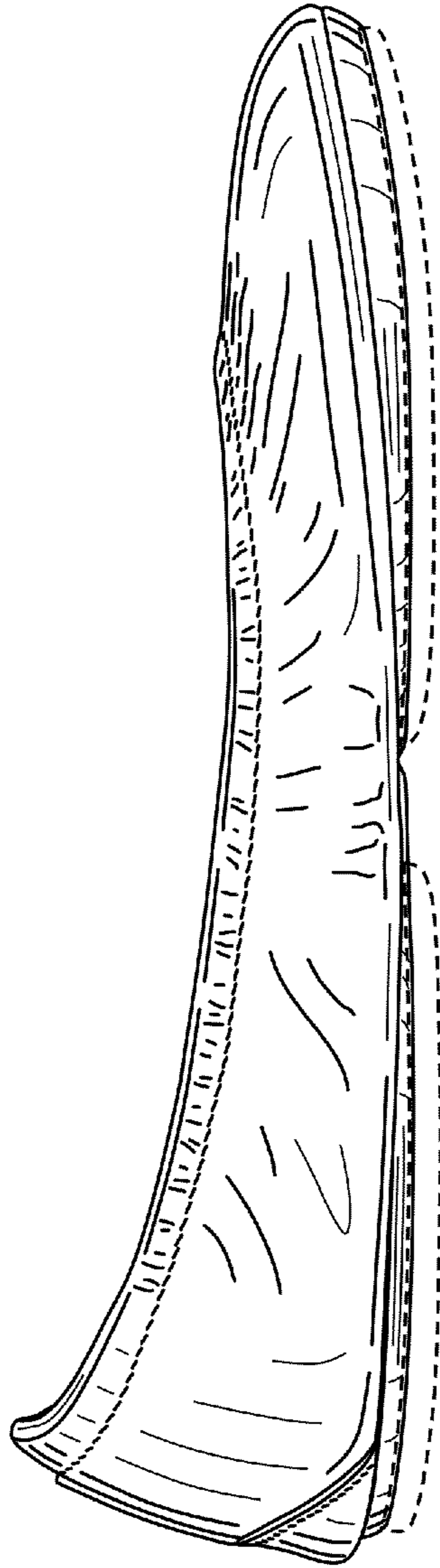


FIG. 3

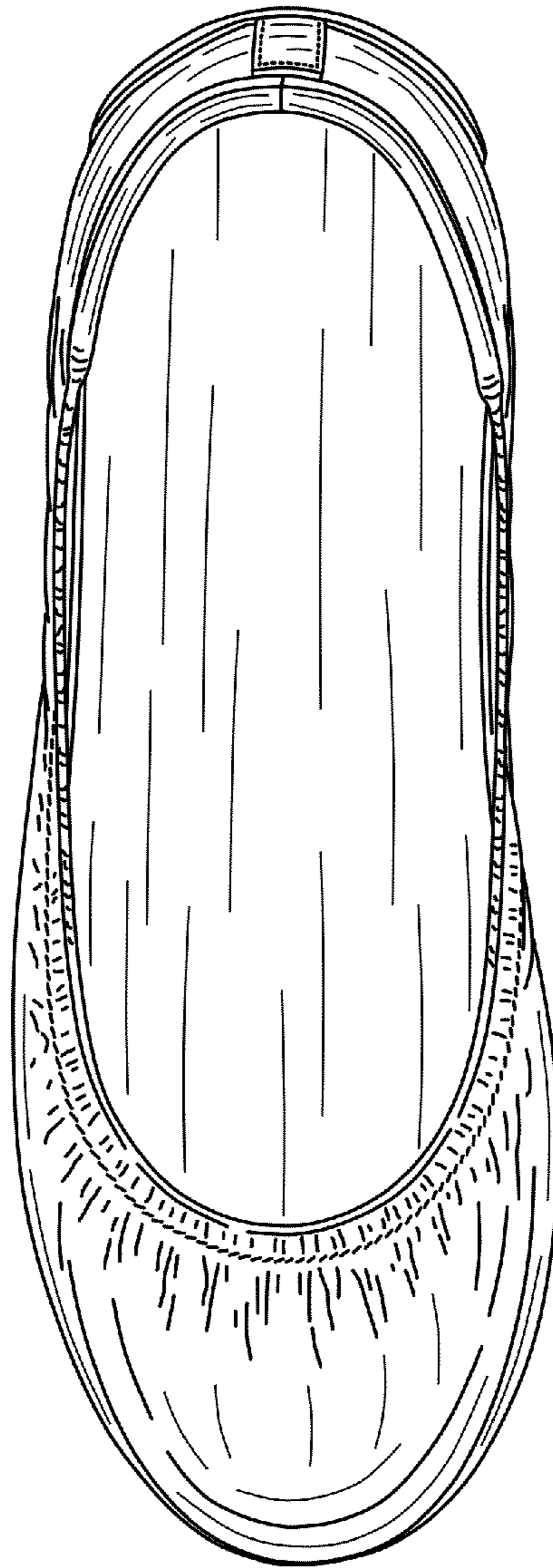


FIG. 4

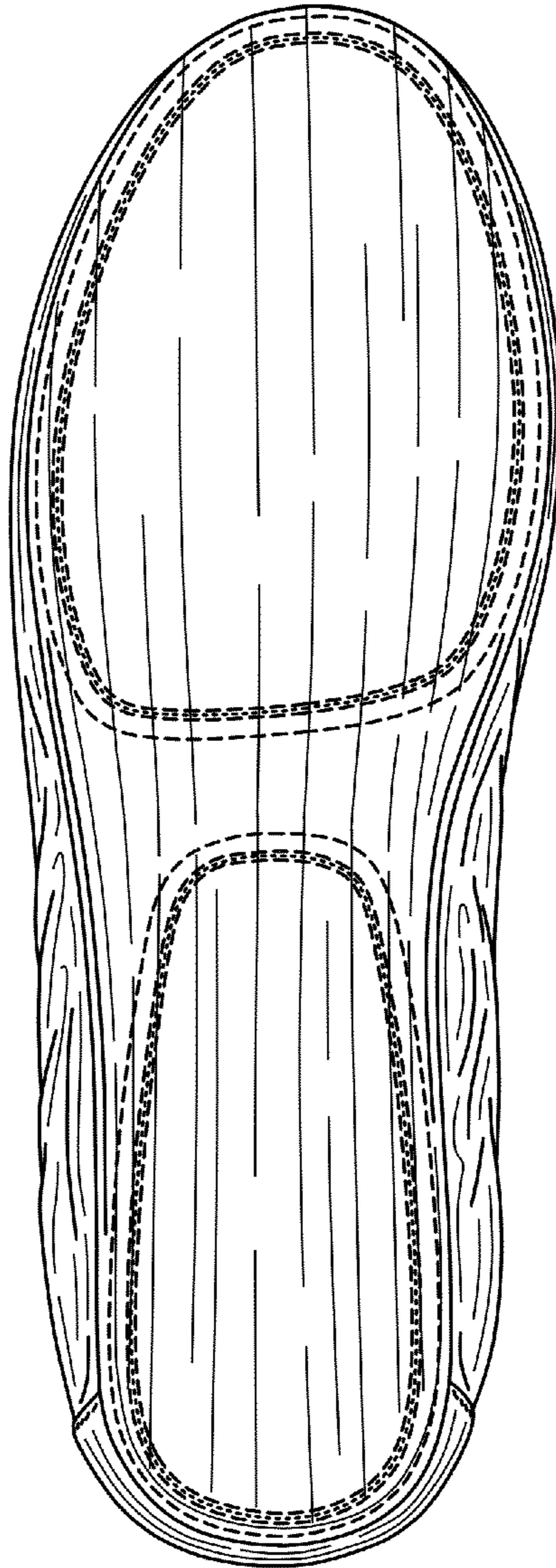


FIG. 5




FIG. 6

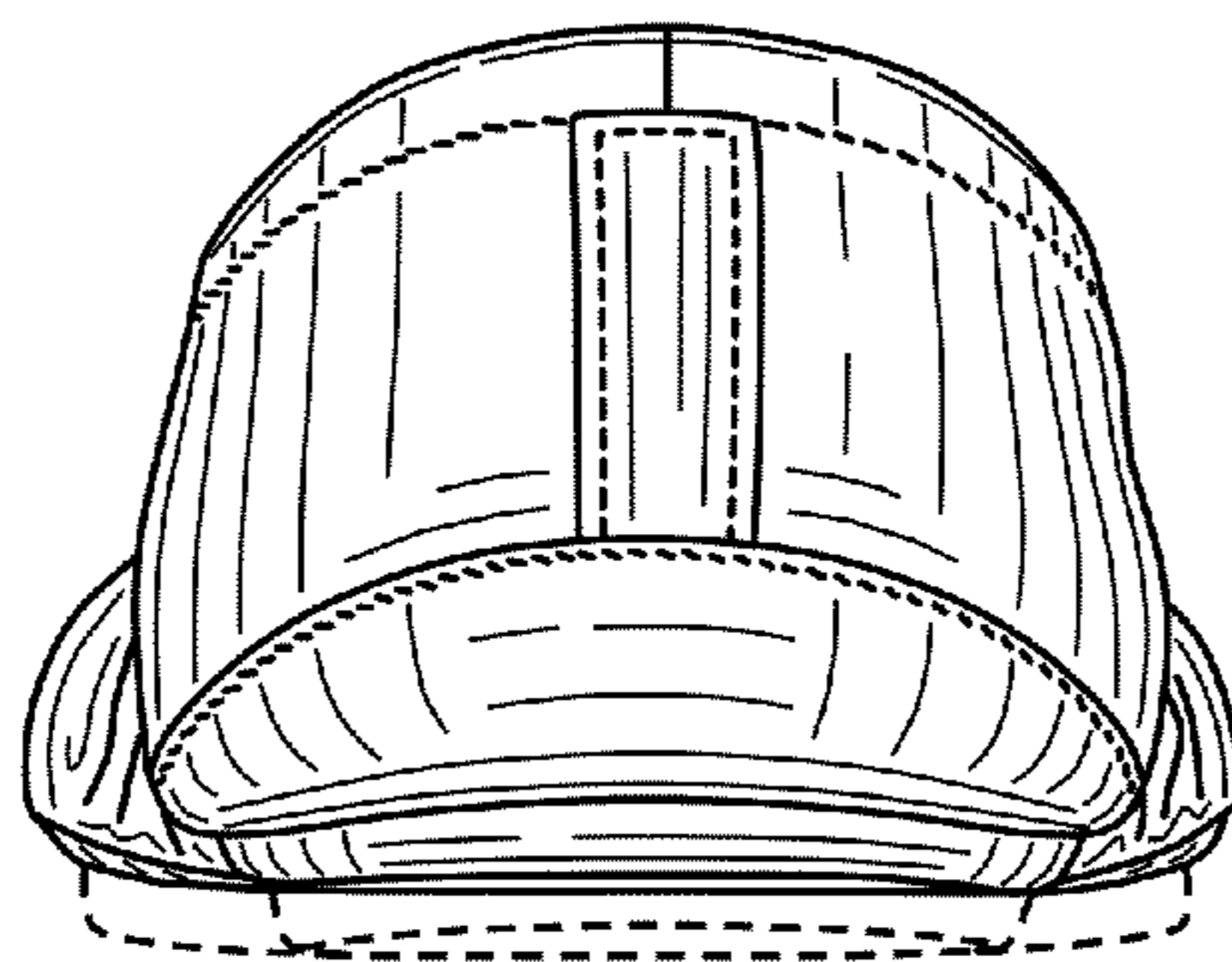


FIG. 7