



US00D668835S

(12) **United States Design Patent**
Brown

(10) **Patent No.:** **US D668,835 S**

(45) **Date of Patent:** **** Oct. 9, 2012**

(54) **MONEY HOLDING BOX**

(76) Inventor: **Sandra Marie Brown**, Detroit, MI (US)

(**) Term: **14 Years**

(21) Appl. No.: **29/412,559**

(22) Filed: **Feb. 4, 2012**

(51) **LOC (9) Cl.** **99-00**

(52) **U.S. Cl.** **D99/34**

(58) **Field of Classification Search** D99/28,
D99/34, 35, 36, 37, 43, 99; 206/0.8, 0.81,
206/0.815, 0.82, 0.83, 0.84, 580, 216, 223,
206/234, 39, 39.1; 109/1 R, 1 V, 2, 23, 24.1,
109/25, 58, 58.5, 59 R, 66; 446/8-13; D3/201,
D3/260, 272, 273; 70/6, 14, 20, 21, 22, 31,
70/63

See application file for complete search history.

(56) **References Cited**

U.S. PATENT DOCUMENTS

D11,158 S *	4/1879	Field	D3/291
D39,217 S *	3/1908	Eigen	D99/35
1,781,920 A *	11/1930	Fisher	232/4 R
D89,549 S *	3/1933	Breck	D99/35
1,909,214 A *	5/1933	Nagle	206/0.815
2,532,857 A *	12/1950	Ricciardi	220/662
2,709,037 A *	5/1955	Bower	232/4 R
D183,094 S *	6/1958	Heath	D99/34
D200,038 S *	1/1965	Wilmer	D3/249
D247,728 S *	4/1978	Nichols	D6/559
D256,511 S *	8/1980	Atkin	D99/35
D273,908 S *	5/1984	Hoogeveen	D99/28
D281,368 S *	11/1985	Catelli	D99/35
D288,379 S *	2/1987	Kuhlmann	D99/35
4,660,715 A *	4/1987	Anastos	206/0.8
D291,139 S *	7/1987	Warwicker	D99/28
D308,279 S *	5/1990	Hill	D99/35

D327,793 S *	7/1992	McGrory	D6/448
D332,169 S *	12/1992	Nottingham et al.	D99/35
D354,831 S *	1/1995	Anderson	D99/35
D436,427 S *	1/2001	Grendahl	D99/35
6,450,400 B1	9/2002	Savoir		
6,490,893 B1	12/2002	Benion		
D484,669 S *	12/2003	Robinson	D99/35
D484,670 S *	12/2003	Robinson	D99/35
D504,990 S *	5/2005	Perella et al.	D99/28
6,962,253 B1	11/2005	McZeek		
D516,768 S *	3/2006	Walker	D99/28
D516,769 S *	3/2006	Walker	D99/28
D517,770 S *	3/2006	Walker	D99/28
D549,425 S *	8/2007	Burns	D99/35
D574,124 S *	7/2008	Huber	D99/28
2009/0077675 A1	3/2009	Cabouli		

* cited by examiner

Primary Examiner — Elizabeth J Oswecki

(74) *Attorney, Agent, or Firm* — KB Patents; Luca D'Ottone

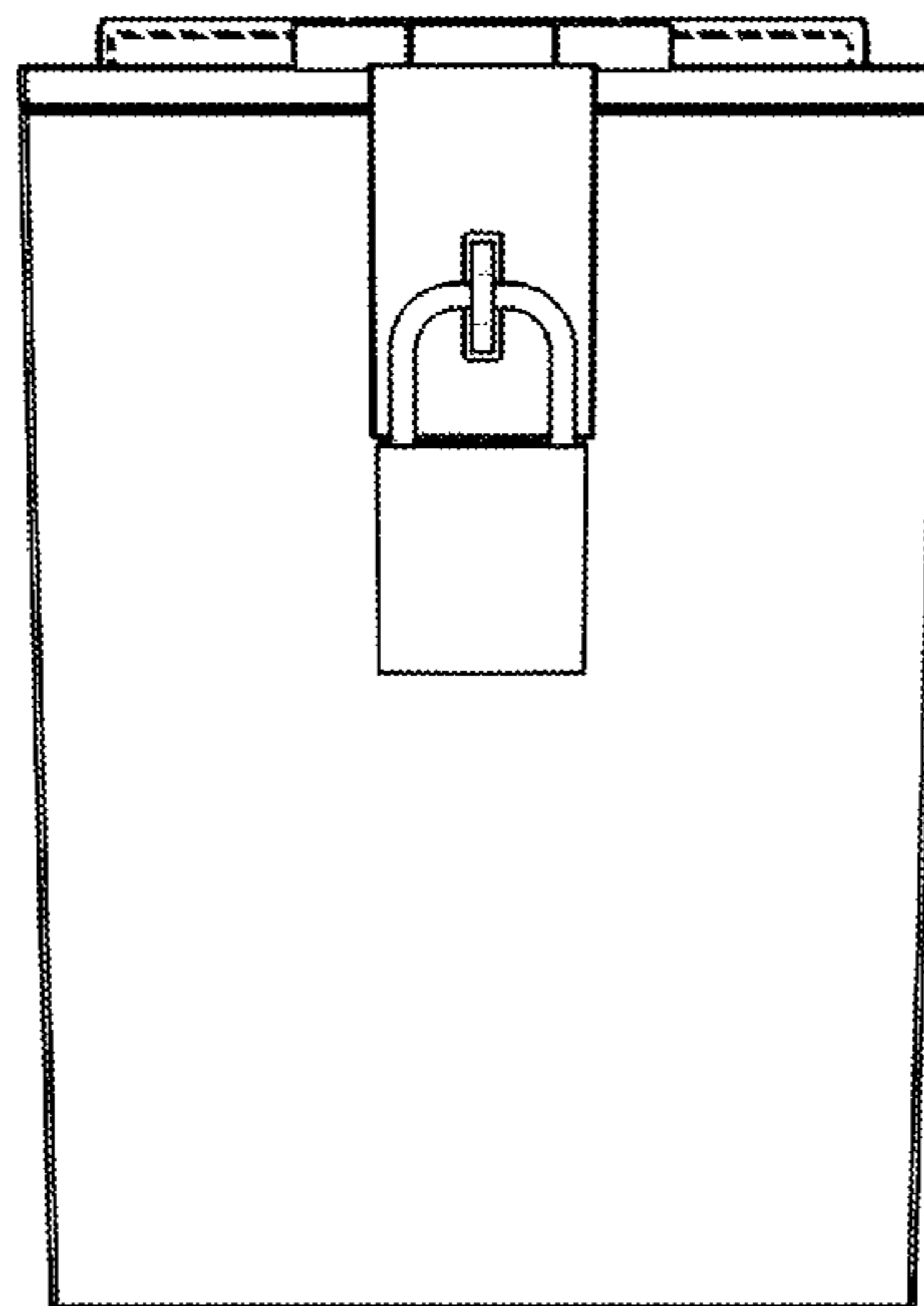
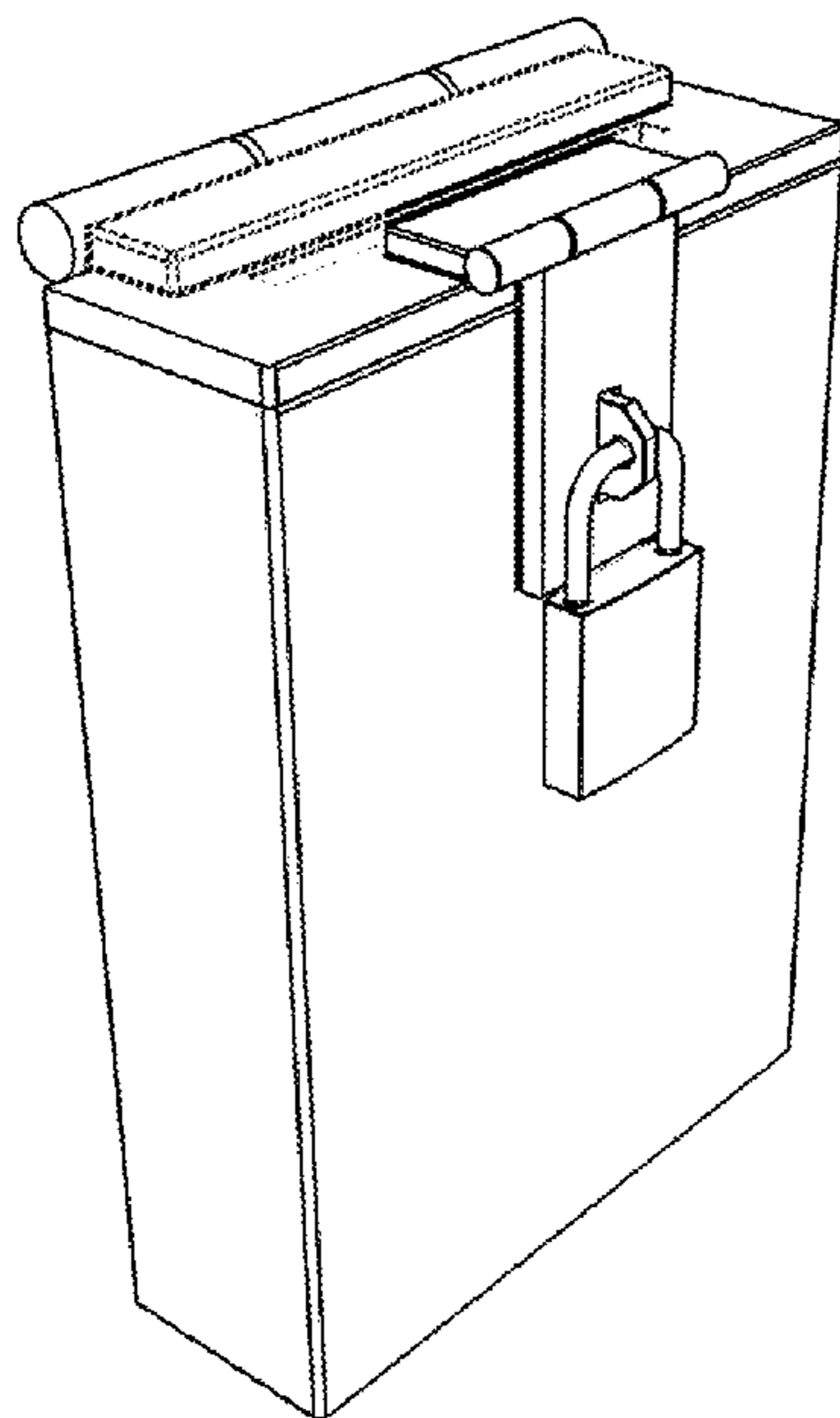
(57) **CLAIM**

The ornamental design for a money holding box, as shown and described.

DESCRIPTION

FIG. 1 is a front perspective view of a money holding box, showing my new design;
FIG. 2 is a rear view thereof;
FIG. 3 is a top view thereof;
FIG. 4 is a front view thereof;
FIG. 5 is a right side view thereof;
FIG. 6 is a left side view thereof;
FIG. 7 is a rear perspective view thereof; and,
FIG. 8 is a bottom view thereof.
The broken lines shown in the drawings represent portions of the money holding box that form no part of the claimed design.

1 Claim, 8 Drawing Sheets



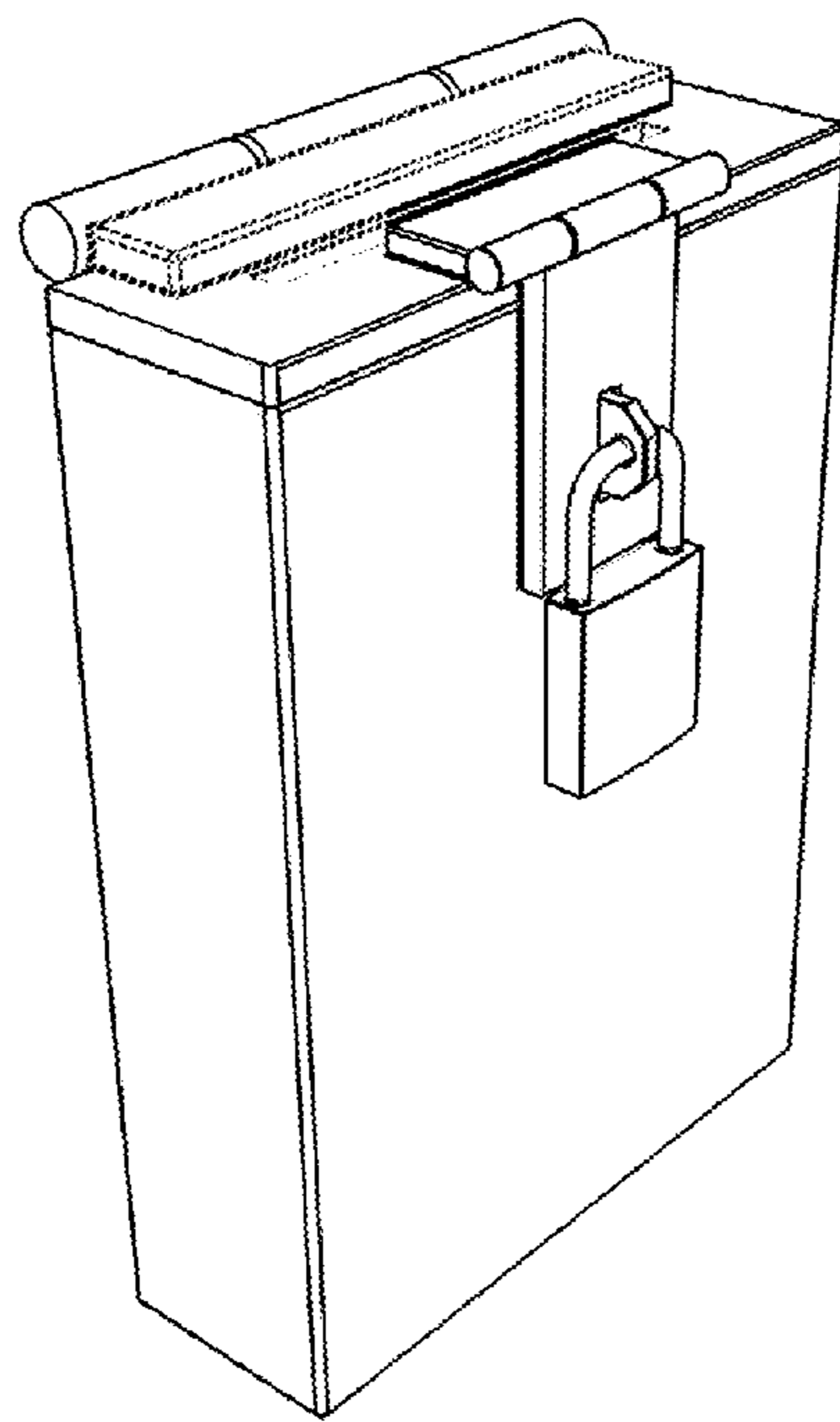


FIG. 1




FIG. 2

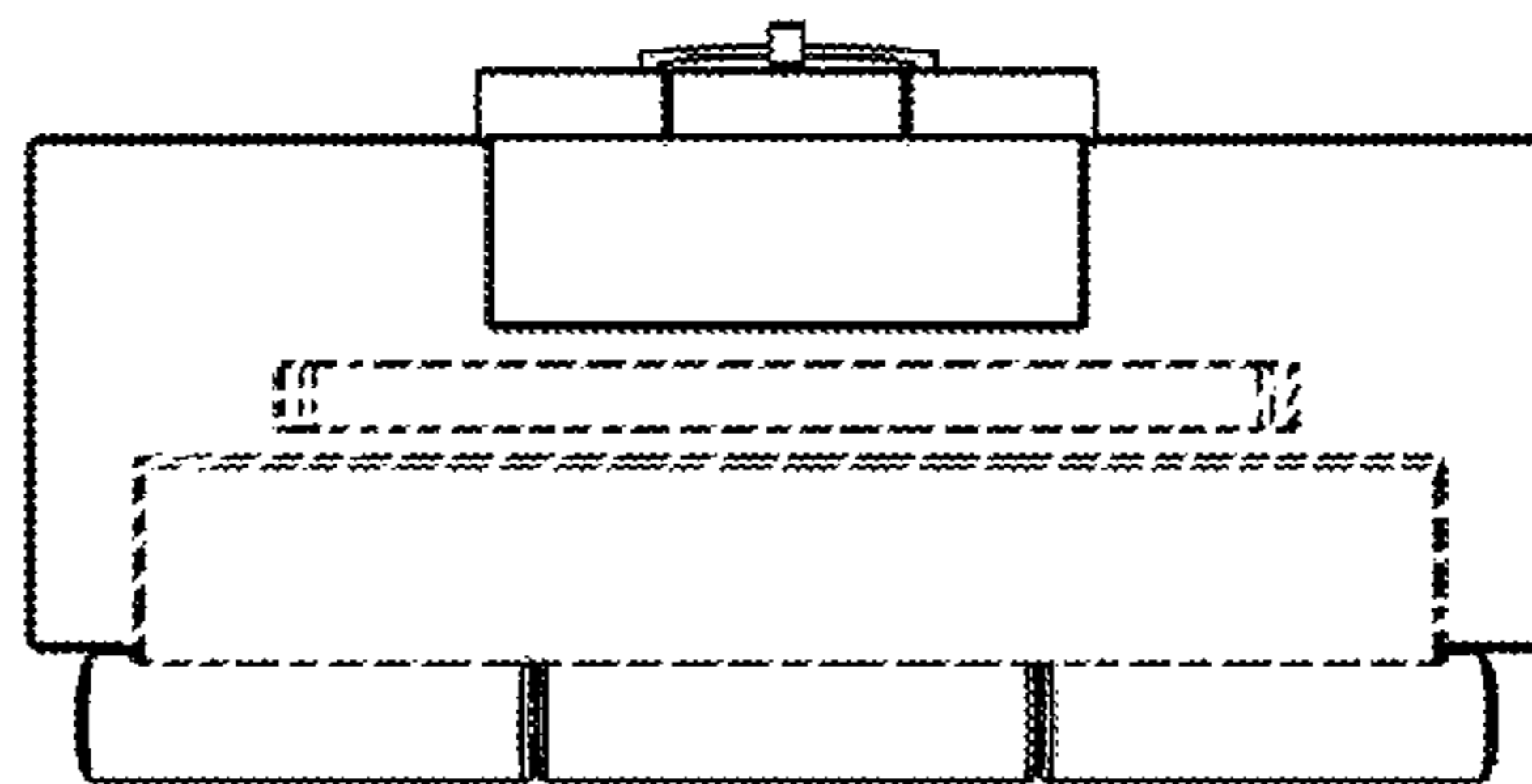


FIG. 3

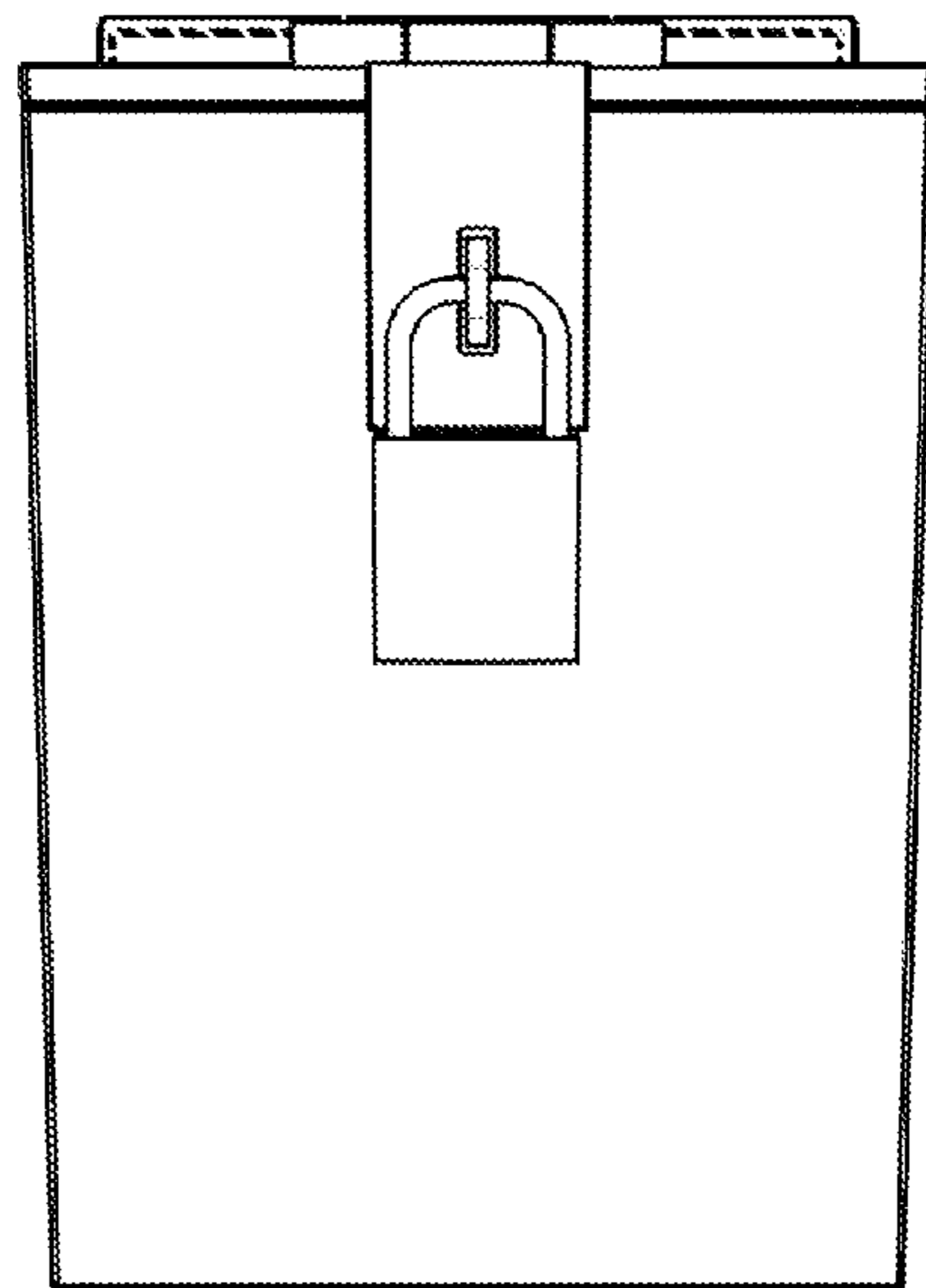


FIG. 4

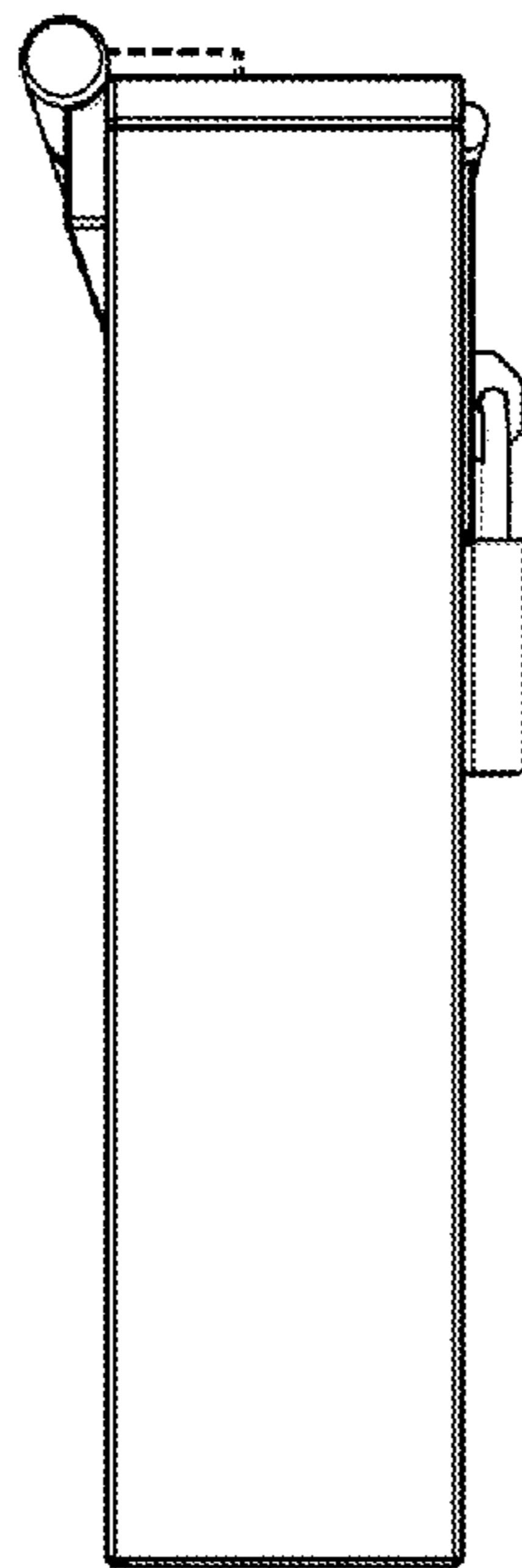


FIG. 5

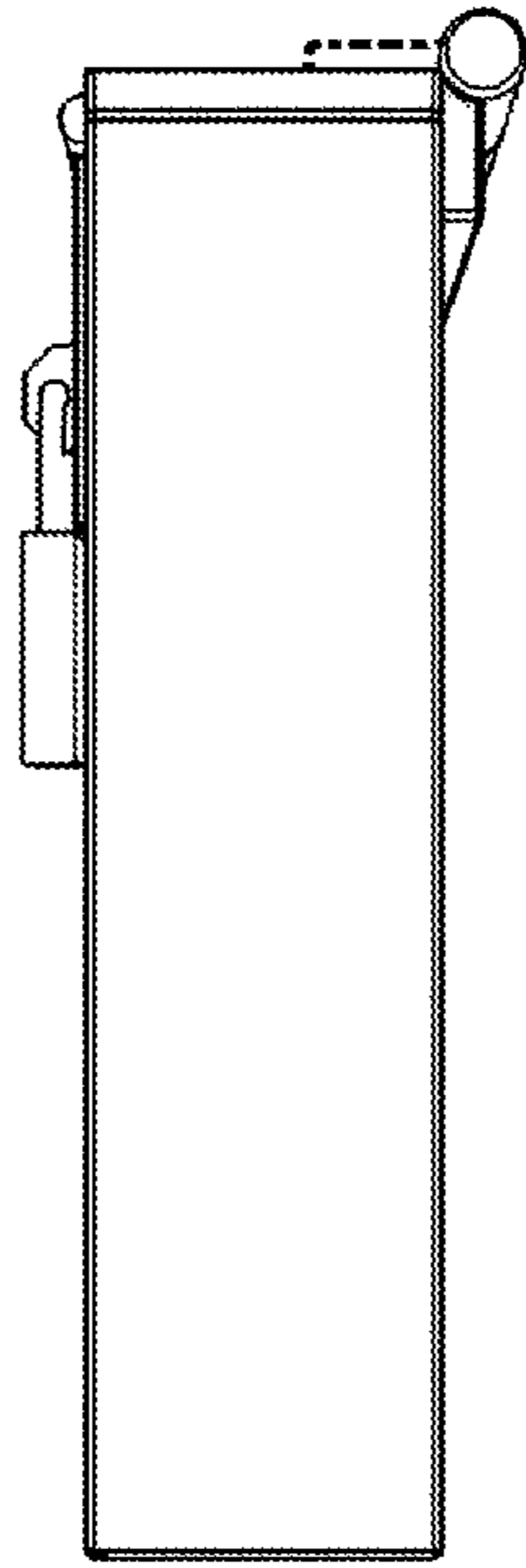


FIG. 6

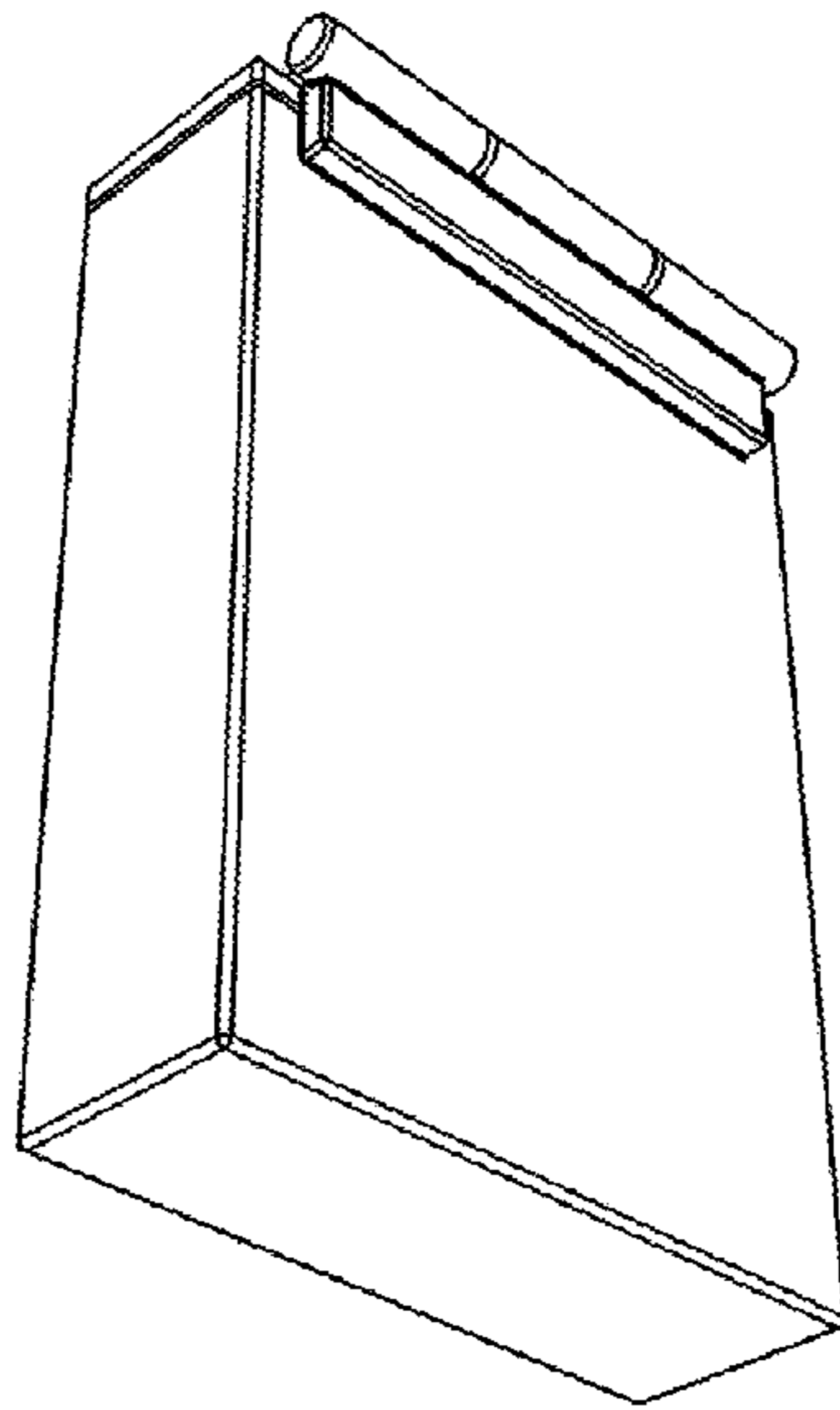


FIG. 7

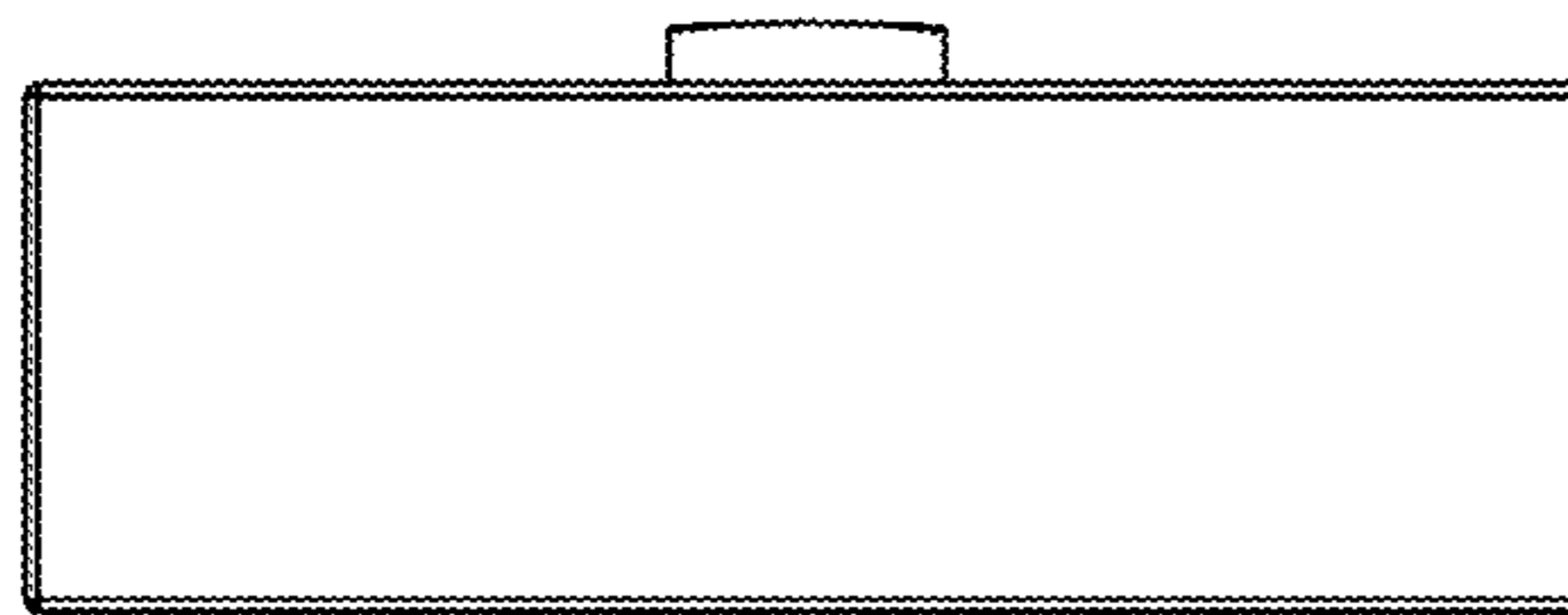


FIG. 8