



US00D668816S

(12) **United States Design Patent**
Psimadas et al.

(10) **Patent No.:** **US D668,816 S**
(45) **Date of Patent:** **** Oct. 9, 2012**

(54) **SHAVER HANDLE**

(75) Inventors: **Ioannis Marios Psimadas**,
Vrilissia-Athens (GR); **Maria Petratou**,
Marousi-Athens (GR)

(73) Assignee: **Societe Bic**, Clichy (FR)

(**) Term: **14 Years**

(21) Appl. No.: **29/383,124**

(22) Filed: **Jan. 12, 2011**

(30) **Foreign Application Priority Data**

Jul. 13, 2010 (EM) 001730656-0001

(51) **LOC (9) Cl.** **28-03**

(52) **U.S. Cl.** **D28/48**

(58) **Field of Classification Search** D28/44-48;
30/32, 34.05, 34.1-34.2, 42-61, 77-84, 526-538,
30/346.5-346.61

See application file for complete search history.

(56) **References Cited**

U.S. PATENT DOCUMENTS

D559,455 S * 1/2008 Padain et al. D28/48
D603,559 S * 11/2009 Micinilio D28/48
D605,815 S * 12/2009 Furuta D28/48

D615,246 S * 5/2010 Rhoad D28/47
D624,701 S * 9/2010 Jung D28/48
D625,882 S * 10/2010 Wonderley et al. D28/46
D635,302 S * 3/2011 Psimadas et al. D28/48
D636,937 S * 4/2011 Furuta D28/48
D641,928 S * 7/2011 Psimadas et al. D28/46
D646,436 S * 10/2011 Furuta D28/48
D651,345 S * 12/2011 Micinilio D28/48
D659,287 S * 5/2012 Psimadas et al. D28/48

* cited by examiner

Primary Examiner — Jennifer Rivard

(74) *Attorney, Agent, or Firm* — The H.T. Than Law Group

(57) **CLAIM**

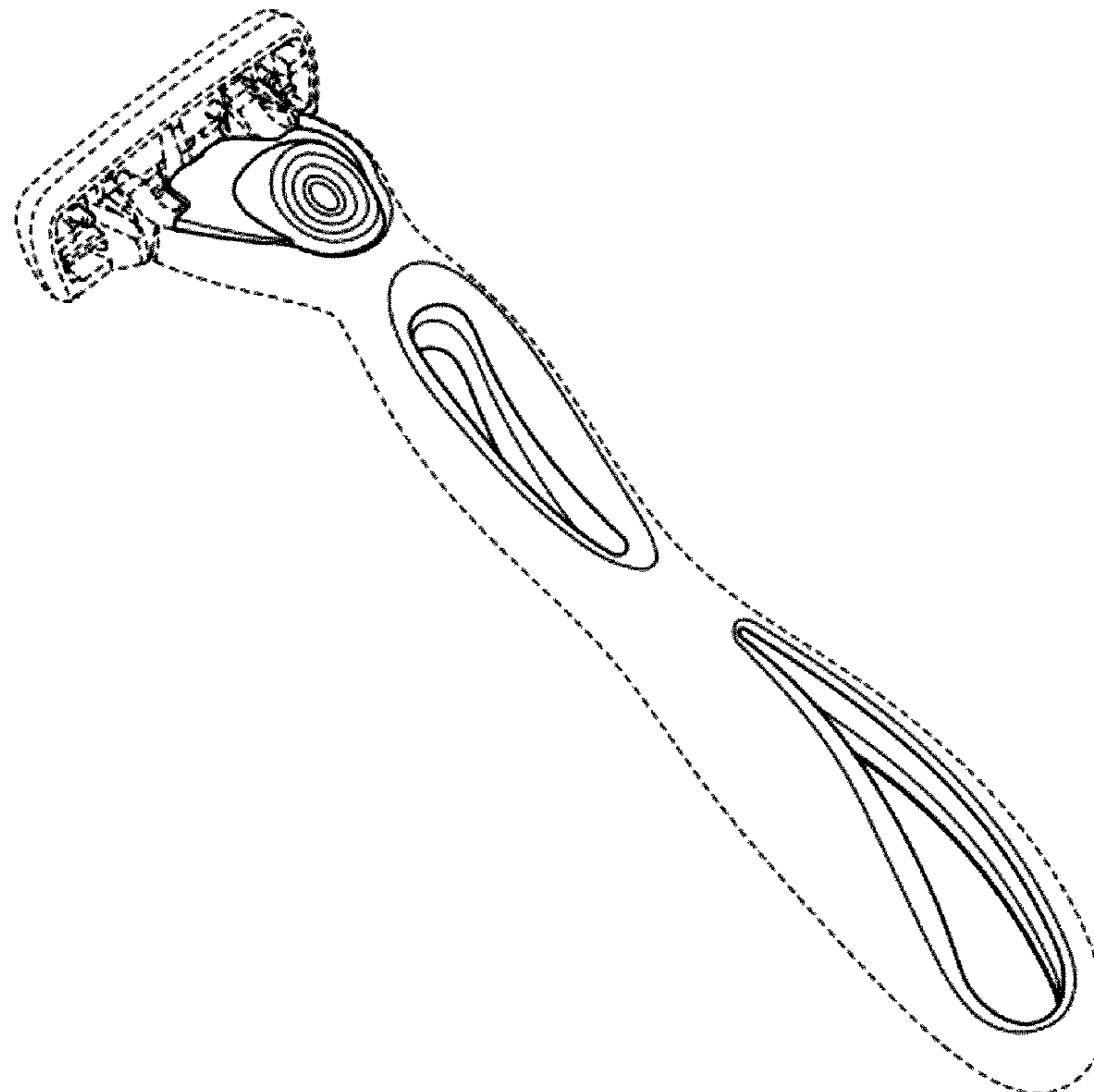
The ornamental design for a shaver handle, as shown and described.

DESCRIPTION

FIG. 1 is perspective view of an ornamental design for a shaver handle design according to the present invention; FIG. 2 is a front elevational view thereof; FIG. 3 is a rear elevational view thereof; FIG. 4 is a right side view thereof; FIG. 5 is a left side view thereof; FIG. 6 is a top view thereof; and, FIG. 7 is a bottom view thereof.

All portions shown in broken lines are environmental and illustrative only and form no part of the claimed design.

1 Claim, 7 Drawing Sheets



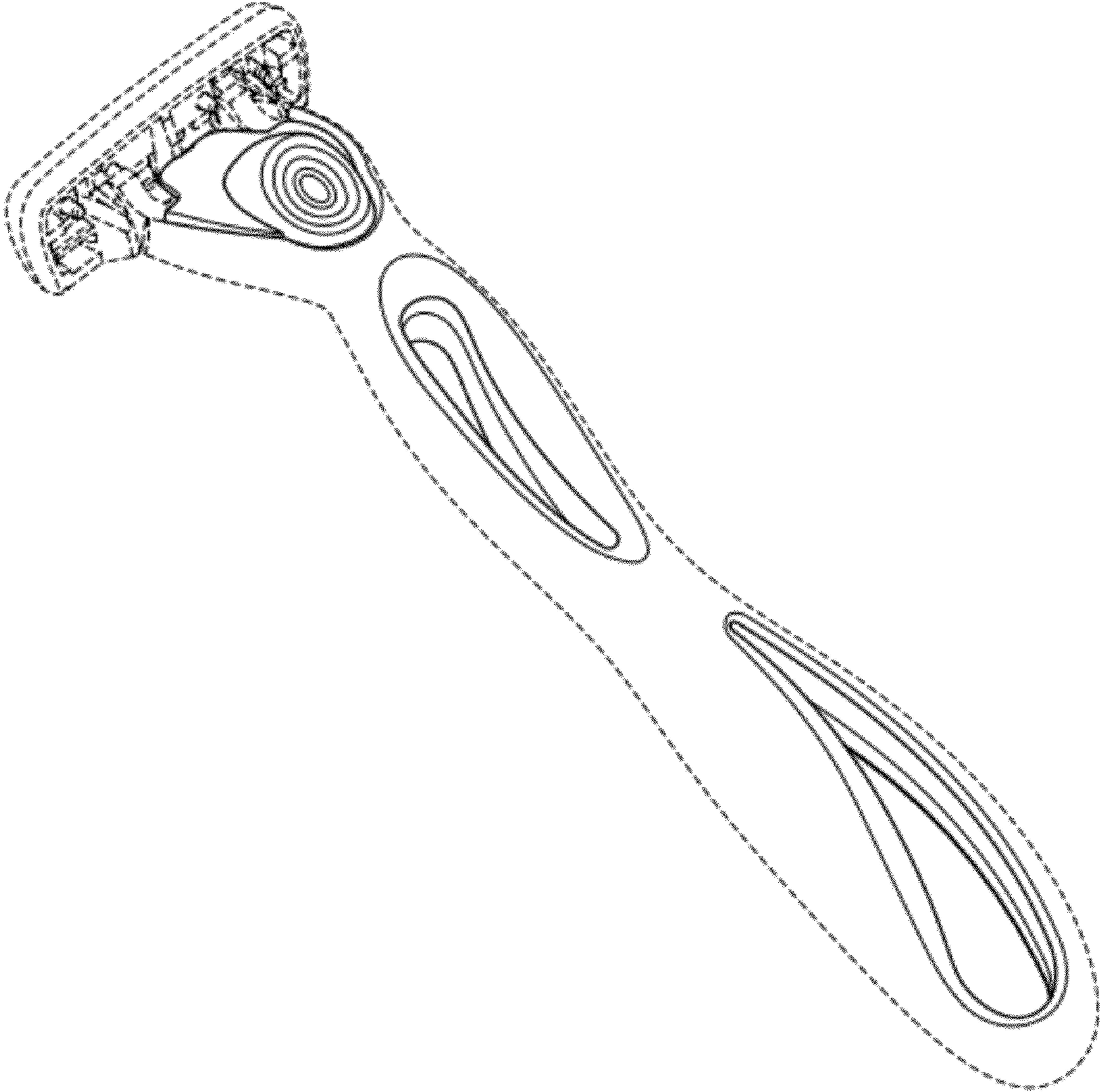


FIG. 1

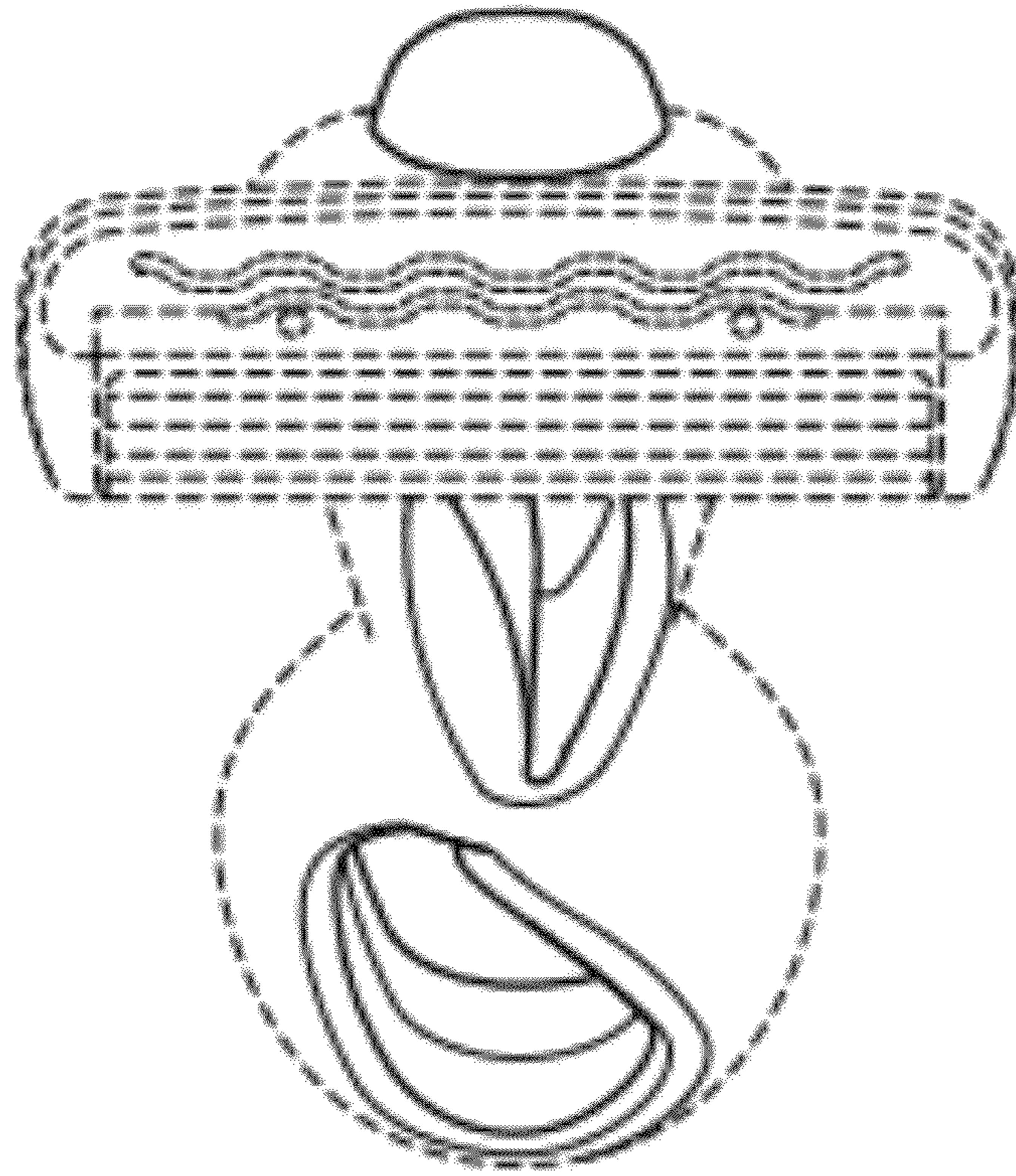


FIG. 2

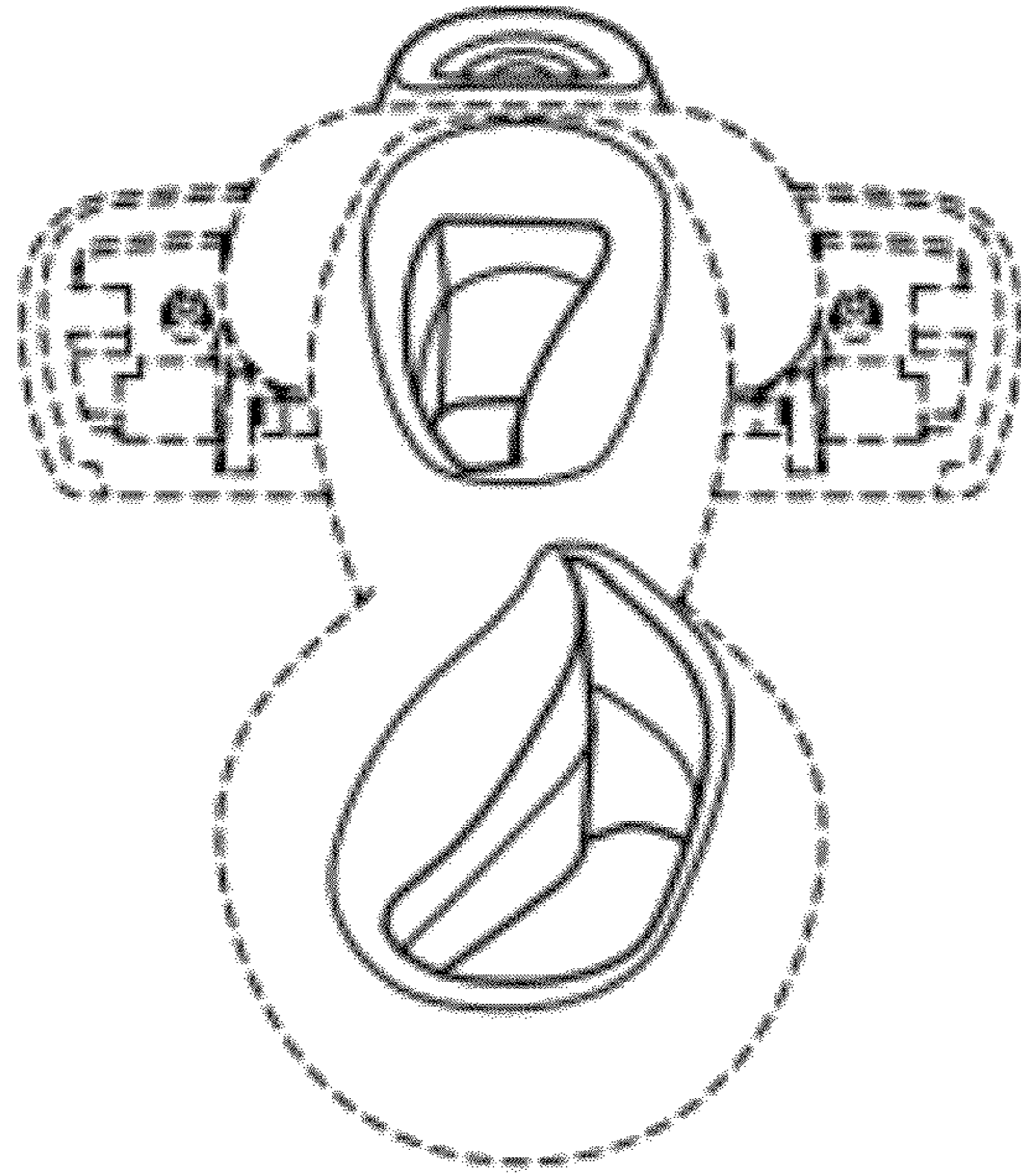


FIG. 3




FIG. 4




FIG. 5

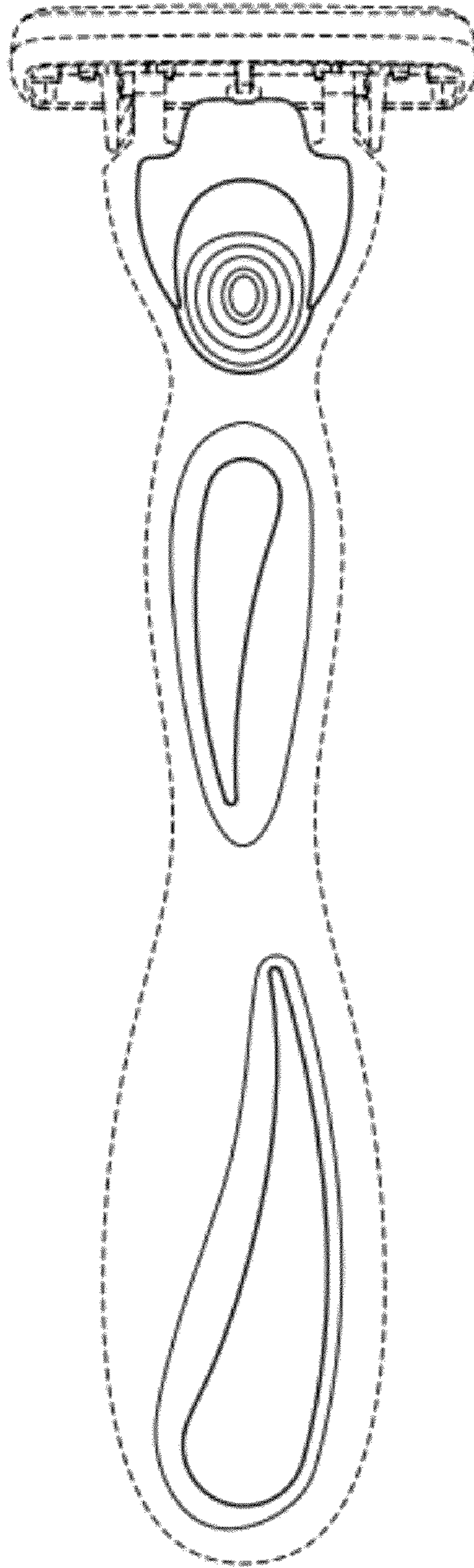


FIG. 6

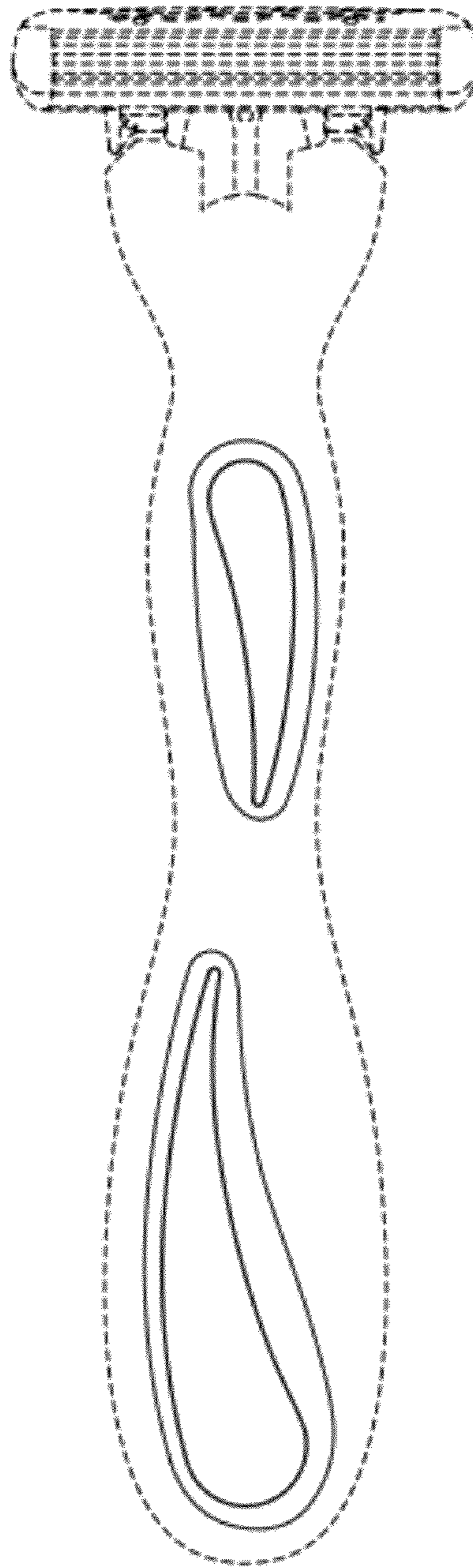


FIG. 7