



US00D668815S

(12) **United States Design Patent**  
**Hsu**

(10) **Patent No.:** **US D668,815 S**  
(45) **Date of Patent:** **\*\* Oct. 9, 2012**

(54) **HAIR BAND**

(76) Inventor: **Shih-Ling Hsu**, Tainan (TW)

(\*\*) Term: **14 Years**

(21) Appl. No.: **29/411,500**

(22) Filed: **Jan. 21, 2012**

(51) **LOC (9) Cl.** ..... **28-03**

(52) **U.S. Cl.** ..... **D28/41**

(58) **Field of Classification Search** ..... D28/21-34,  
D28/39-43; 132/101, 126, 128-131, 144,  
132/148, 219, 275-284

See application file for complete search history.

(56) **References Cited**

**U.S. PATENT DOCUMENTS**

D402,302 S \* 12/1998 Ferro ..... D16/309  
D404,524 S \* 1/1999 Tsai ..... D28/41  
5,979,466 A \* 11/1999 Chung ..... 132/275

6,000,409 A \* 12/1999 Chung ..... 132/278  
D422,750 S \* 4/2000 Chou ..... D28/41  
D537,984 S \* 3/2007 Steudle et al. .... D28/41  
D620,640 S \* 7/2010 Kichijo ..... D28/41

\* cited by examiner

*Primary Examiner* — Zenia Bennett

(57) **CLAIM**

The ornamental design for a hair band, as shown and described.

**DESCRIPTION**

FIG. 1 is a perspective view of a hair band showing my new design thereof;

FIG. 2 is a front elevational view thereof;

FIG. 3 is a rear elevational view thereof;

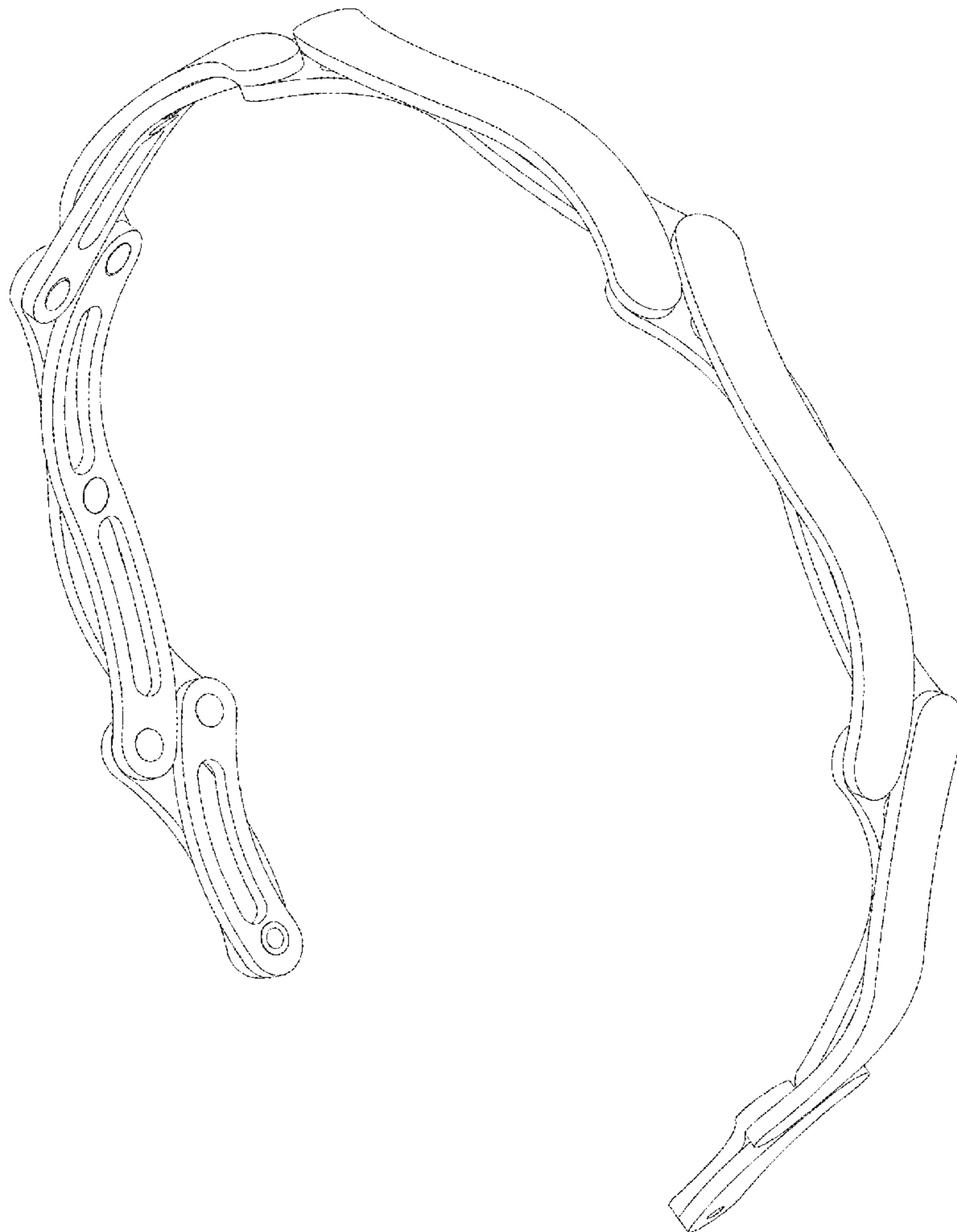
FIG. 4 is a left side elevational view thereof;

FIG. 5 is a right side elevational view thereof;

FIG. 6 is a top plan view thereof; and,

FIG. 7 is a bottom plan view thereof.

**1 Claim, 7 Drawing Sheets**



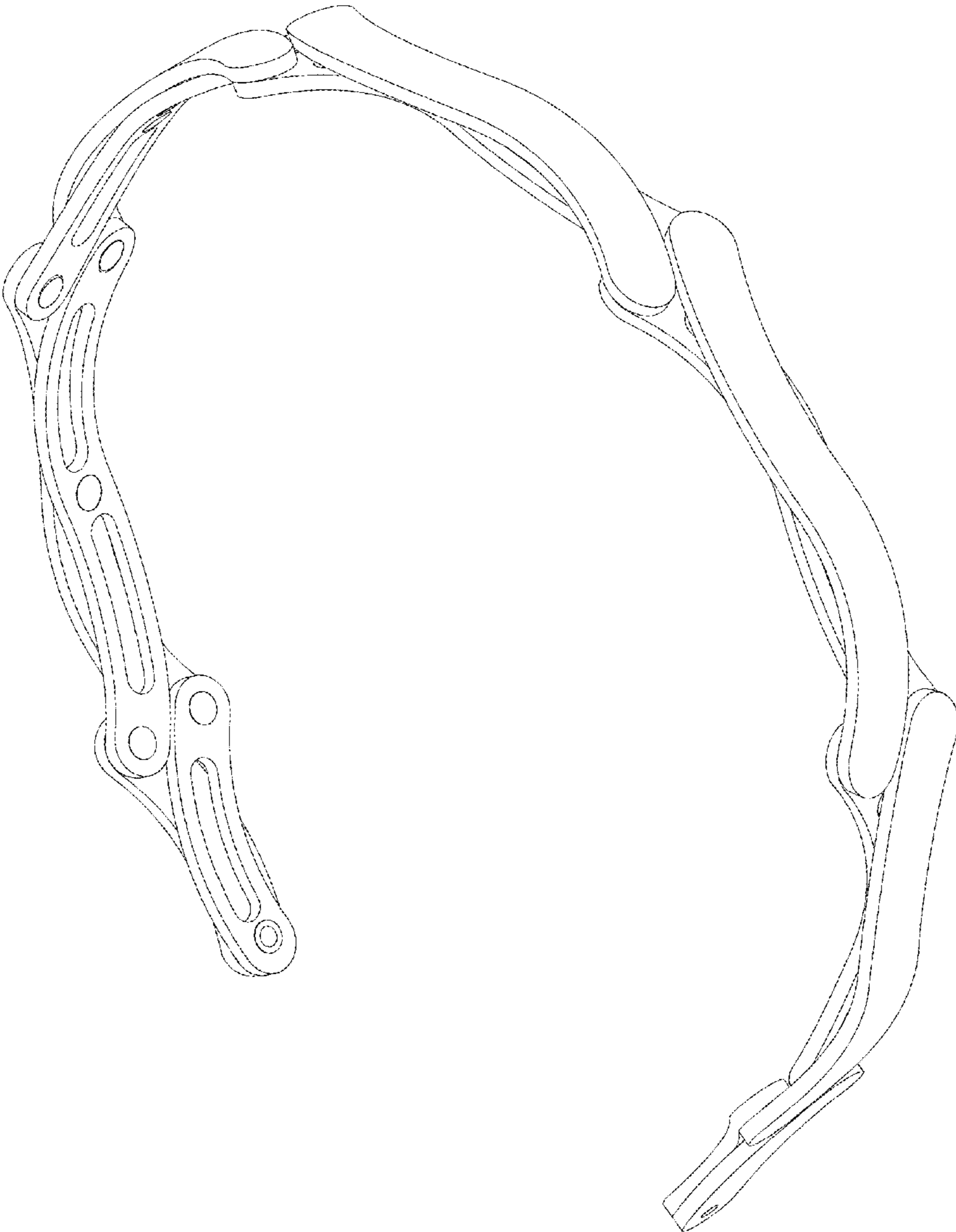


FIG. 1




FIG. 2




FIG. 3

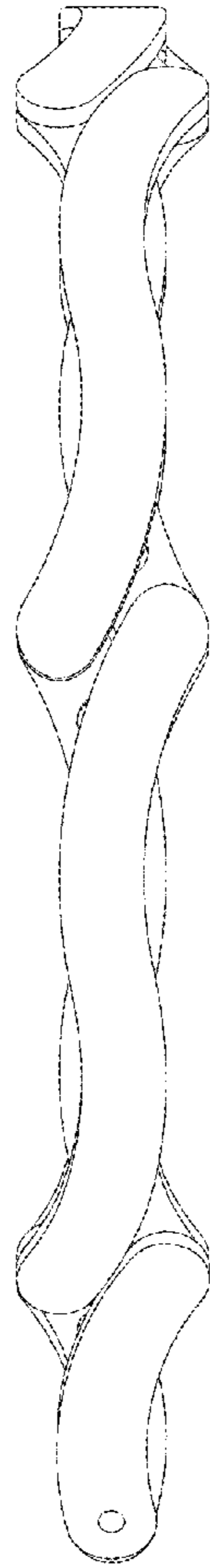


FIG. 4

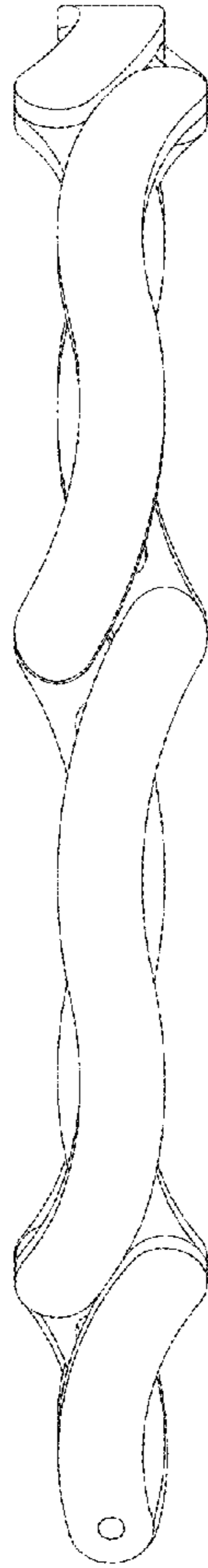


FIG. 5

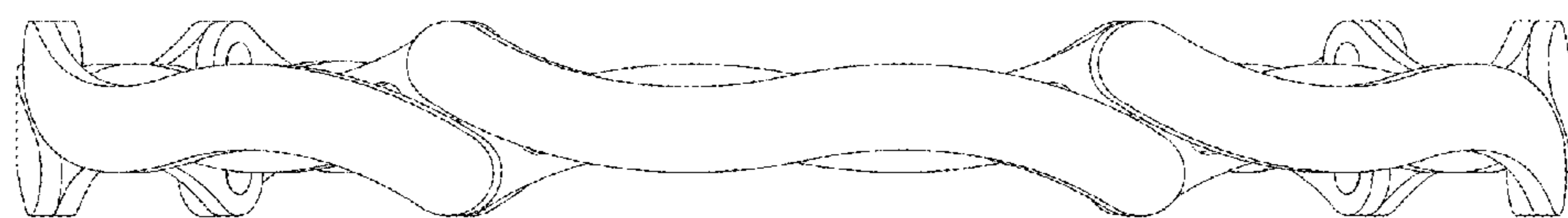


FIG. 6

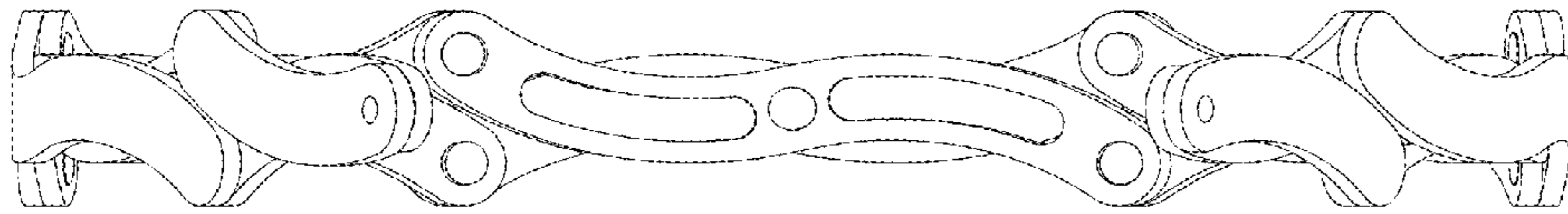


FIG. 7