



US00D668802S

(12) **United States Design Patent**  
**Finch**

(10) **Patent No.:** **US D668,802 S**

(45) **Date of Patent:** **\*\* Oct. 9, 2012**

(54) **BICYCLE LIGHT**

(76) Inventor: **Ronald V. Finch**, Sylvania, OH (US)

(\*\*) Term: **14 Years**

(21) Appl. No.: **29/376,462**

(22) Filed: **Oct. 7, 2010**

(51) **LOC (9) Cl.** ..... **26-06**

(52) **U.S. Cl.** ..... **D26/28**

(58) **Field of Classification Search** ..... D26/28-36;  
362/459-468, 475-478, 485-487

See application file for complete search history.

(56) **References Cited**

**U.S. PATENT DOCUMENTS**

4,597,033	A	6/1986	Meggs et al.	
4,819,135	A	4/1989	Padilla et al.	
5,343,375	A	8/1994	Gross et al.	
5,465,197	A	11/1995	Chien	
5,806,960	A	9/1998	Chien	
5,823,653	A	10/1998	Elam, Jr. et al.	
6,013,346	A	1/2000	Lewis et al.	
6,158,882	A	12/2000	Bischoff, Jr.	
6,420,008	B1	7/2002	Lewis et al.	
6,472,823	B2	10/2002	Yen	
6,530,679	B1	3/2003	Nishioka	
6,761,240	B1	7/2004	Sollitto et al.	
6,874,924	B1	4/2005	Hulse et al.	
6,997,591	B2	2/2006	Krumholz	
D540,481	S *	4/2007	Okuda	D26/28

D540,966	S *	4/2007	Ueda et al.	D26/28
D541,447	S *	4/2007	Ueda et al.	D26/28
7,213,940	B1	5/2007	Van De Ven et al.	
7,213,941	B2	5/2007	Sloan et al.	
D560,833	S *	1/2008	Ueda et al.	D26/28
D560,834	S *	1/2008	Nagano	D26/28
7,374,309	B2	5/2008	Cutler-Bass	
7,425,088	B2	9/2008	Weitzel	
7,494,236	B2	2/2009	Lim	
7,618,150	B2	11/2009	Chien	
D611,173	S *	3/2010	McKechnie	D26/28
2006/0158890	A1	7/2006	Freedman	
2007/0291473	A1	12/2007	Traynor	
2009/0059576	A1	3/2009	Coushaine et al.	

\* cited by examiner

*Primary Examiner* — Marcus Jackson

(74) *Attorney, Agent, or Firm* — MacMillan, Sobanski & Todd, LLC

(57) **CLAIM**

The ornamental design for a bicycle light, as shown and described.

**DESCRIPTION**

FIG. 1 is a front elevational view of a bicycle light according to the design;

FIG. 2 is a top plan view thereof;

FIG. 3 is a left side elevational view thereof;

FIG. 4 is a right side elevational view thereof;

FIG. 5 is a rear elevational view thereof; and,


FIG. 6 is a bottom plan view thereof.

**1 Claim, 2 Drawing Sheets**

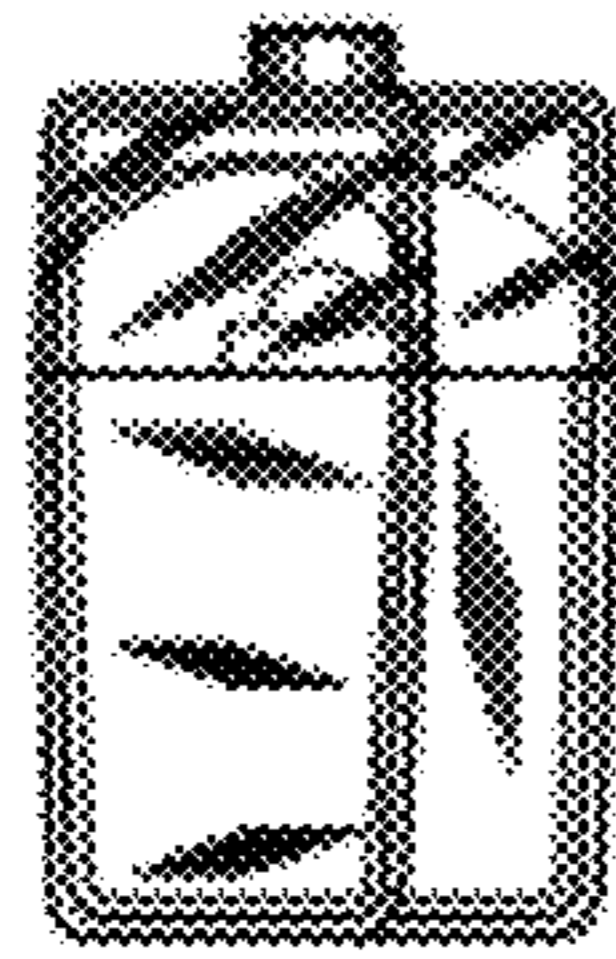




—FIG. 1



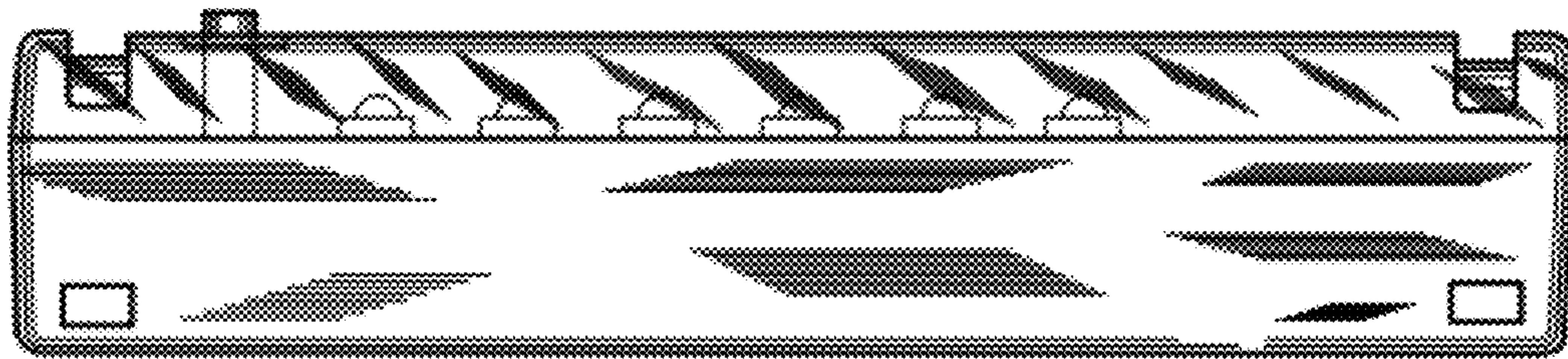
—FIG. 2




—FIG. 3



—FIG. 4



—FIG. 5



—FIG. 6