

US00D668785S

(12) **United States Design Patent**
Kramer

(10) **Patent No.:** **US D668,785 S**
(45) **Date of Patent:** **** Oct. 9, 2012**

- (54) **AWNING SUPPORT STRUCTURE**
- (75) Inventor: **Andreas Kramer**, Wildeshausen (DE)
- (73) Assignee: **Schmitz-Werke GmbH + Co. KG**,
Emsdetten (DE)
- (**) Term: **14 Years**
- (21) Appl. No.: **29/408,281**
- (22) Filed: **Dec. 9, 2011**
- (51) **LOC (9) Cl.** **25-02**
- (52) **U.S. Cl.** **D25/57**
- (58) **Field of Classification Search** D25/57;
160/22, 45, 58.1, 59, 60, 62, 64, 66, 67, 80,
160/78; 52/74; 49/71; 248/273
See application file for complete search history.

7,152,652 B2 * 12/2006 Heitel 160/5
D601,266 S * 9/2009 Johnston D25/57
D604,427 S * 11/2009 Kramer D25/57
7,628,194 B2 * 12/2009 Wagner et al. 160/22

* cited by examiner

Primary Examiner — Doris Clark

(74) *Attorney, Agent, or Firm* — McGlew and Tuttle, P.C.

(57) **CLAIM**

The ornamental design for an awning support structure, as shown and described.

DESCRIPTION

FIG. 1 is a front view of an awning support structure, showing my new design;
FIG. 2 is a rear view thereof;
FIG. 3 is a top view thereof;
FIG. 4 is a bottom view thereof;
FIG. 5 is a lateral view (right side) thereof;
FIG. 6 is a lateral view (left side) thereof; and,
FIG. 7 is a perspective view thereof.

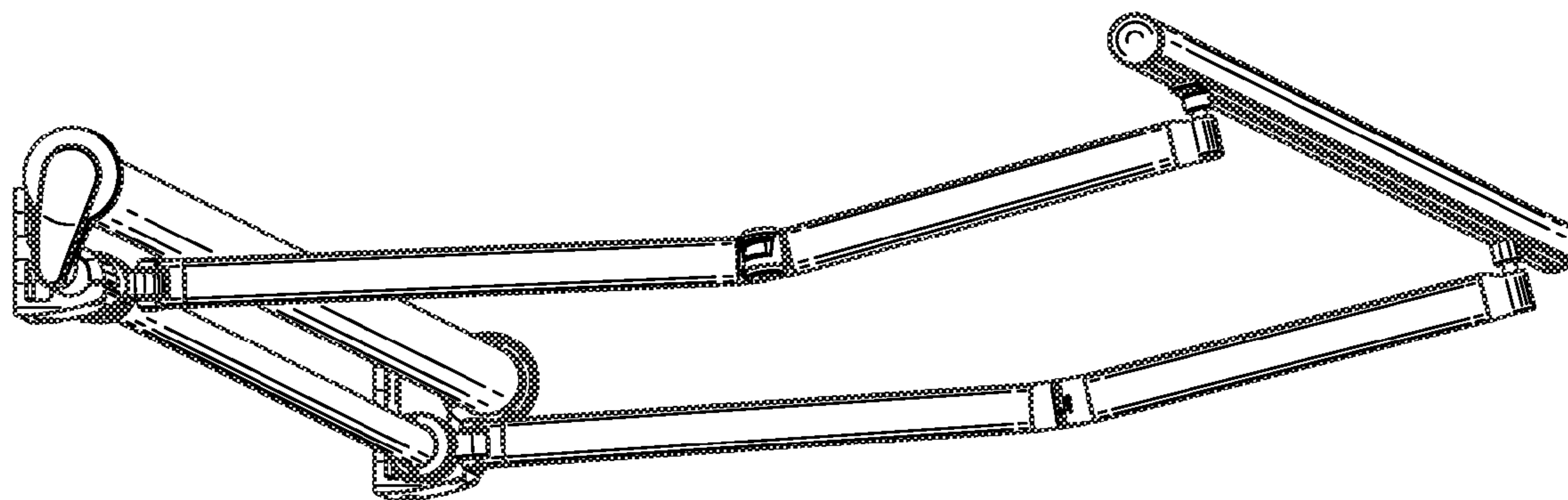
The broken lines are for illustrative purposes only and form no part of the claimed design.

1 Claim, 4 Drawing Sheets

(56) **References Cited**

U.S. PATENT DOCUMENTS

3,991,805 A * 11/1976 Clauss 160/22
5,365,989 A * 11/1994 Eger et al. 160/22
5,752,560 A * 5/1998 Cherng 160/370.22
6,957,679 B2 * 10/2005 Powell et al. 160/64



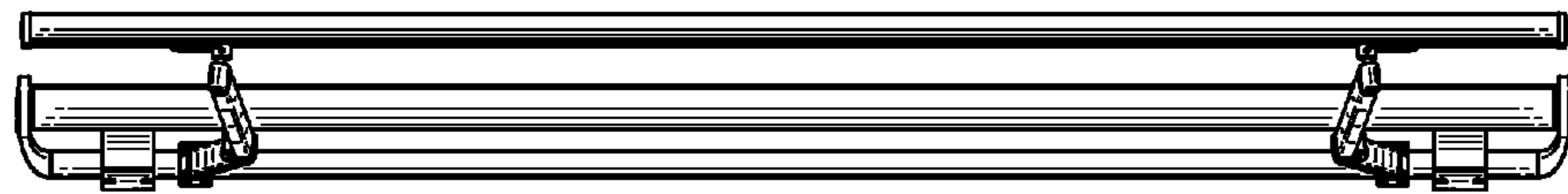


FIG. 1



FIG. 2




FIG. 3




FIG. 4

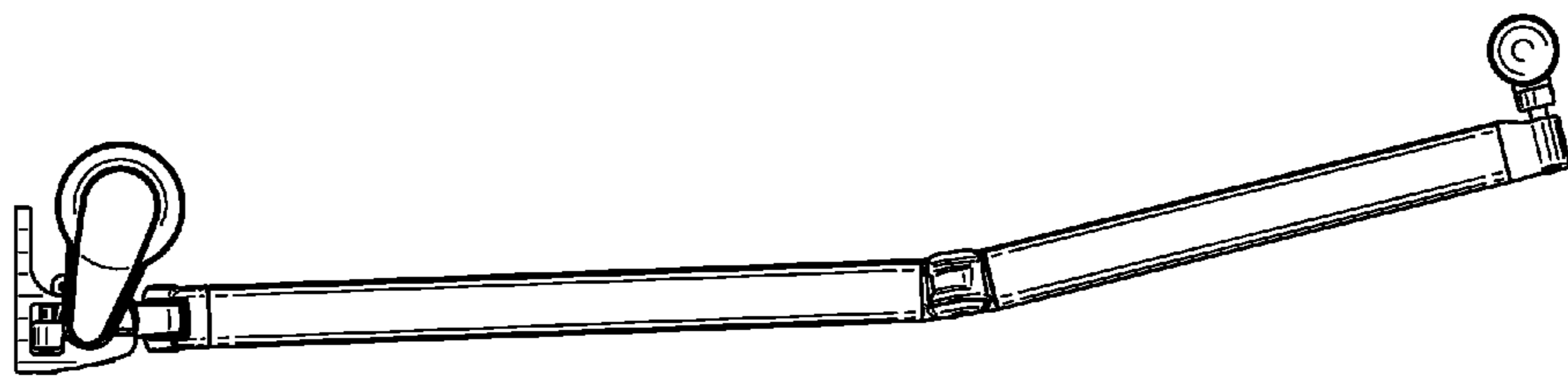


FIG. 5

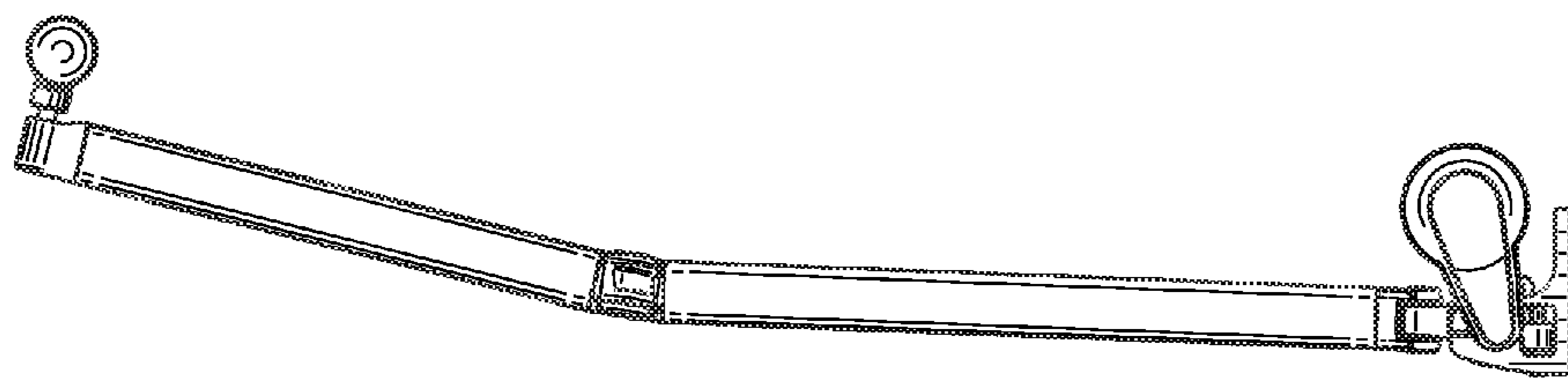


FIG. 6

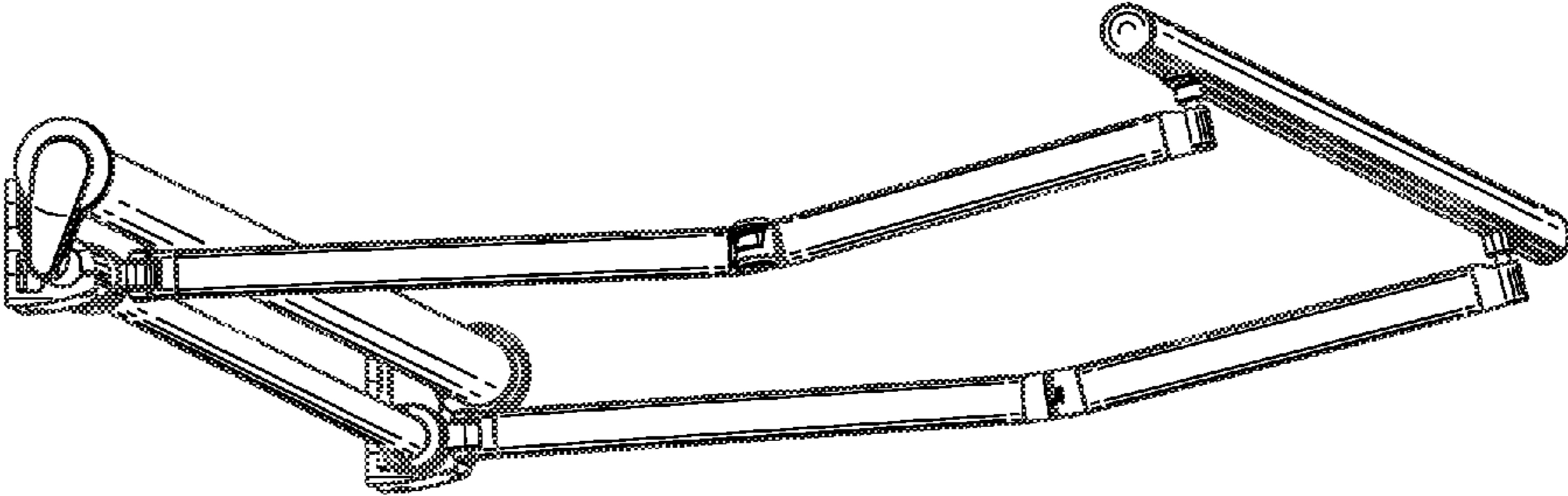


FIG. 7