

US00D668782S

(12) **United States Design Patent**
Williams, III

(10) **Patent No.:** **US D668,782 S**
(45) **Date of Patent:** **** Oct. 9, 2012**

(54) **WINDOW SHUTTER**

(76) Inventor: **William E. Williams, III**, Wylie, TX
(US)

(**) Term: **14 Years**

(21) Appl. No.: **29/409,877**

(22) Filed: **Dec. 29, 2011**

(51) **LOC (9) Cl.** **25-02**

(52) **U.S. Cl.** **D25/48.1**

(58) **Field of Classification Search** D25/48.1;
52/311.1, 473, 311.2, 314, 660, 663, 656.7,
52/342, 343; 160/104; 49/74.1, 92.1
See application file for complete search history.

(56) **References Cited**

U.S. PATENT DOCUMENTS

749,116 A * 1/1904 Valentine 52/656.8
2,877,517 A * 3/1959 Graham 49/34
3,049,203 A * 8/1962 Bayer 49/82.1

3,253,531 A * 5/1966 Eberhart 454/314
D362,076 S * 9/1995 Graves D25/48.1
D472,977 S * 4/2003 Griffiths D25/48.1

* cited by examiner

Primary Examiner — Doris Clark

(74) *Attorney, Agent, or Firm* — Anderson & Levine, LLP

(57) **CLAIM**

The ornamental design for the window shutter, as shown and described.

DESCRIPTION

FIG. 1 is a front perspective view of a window shutter showing my new design, with the louvers in closed position.

FIG. 2 is a front view of FIG. 1.

FIG. 3 is a rear view thereof, with the louvers in closed position.

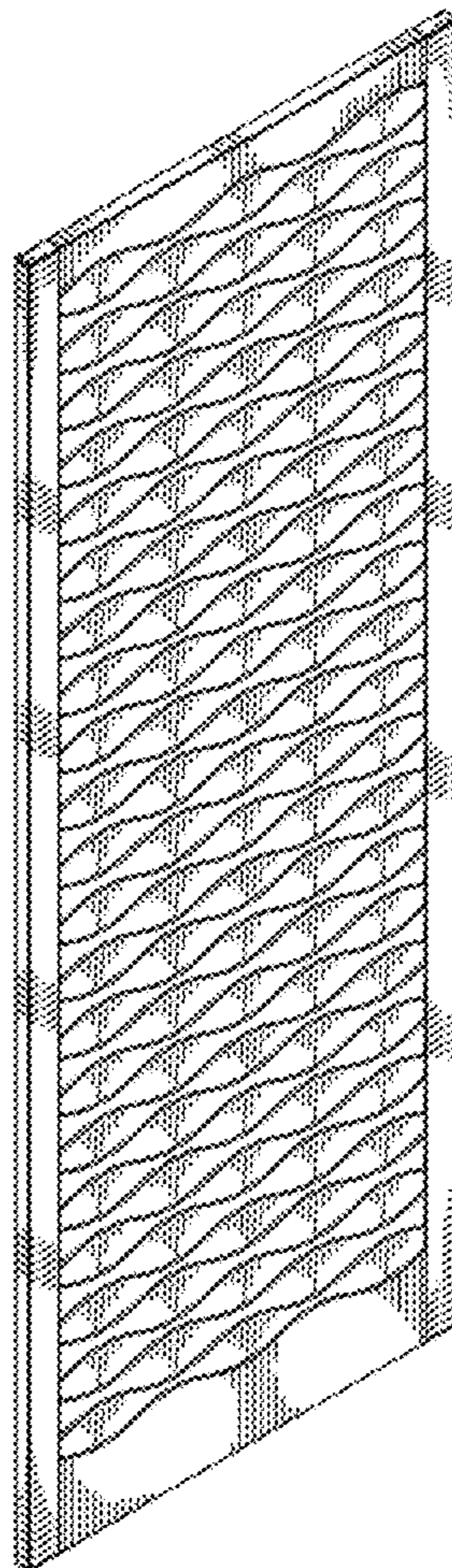
FIG. 4 illustrates a left side view of FIGS. 1 and 2.

FIG. 5 illustrates a right side view of FIGS. 1 and 2.

FIG. 6 illustrates a top view of FIGS. 1 and 2; and,

FIG. 7 illustrates a bottom view of FIGS. 1 and 2.

1 Claim, 4 Drawing Sheets



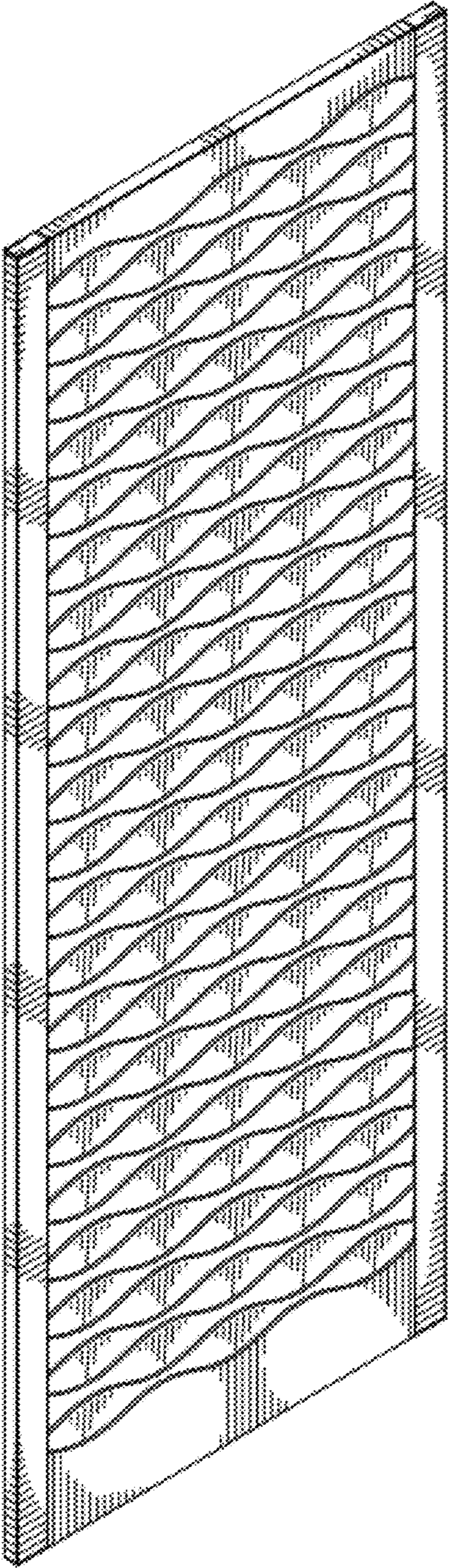


FIG. 1

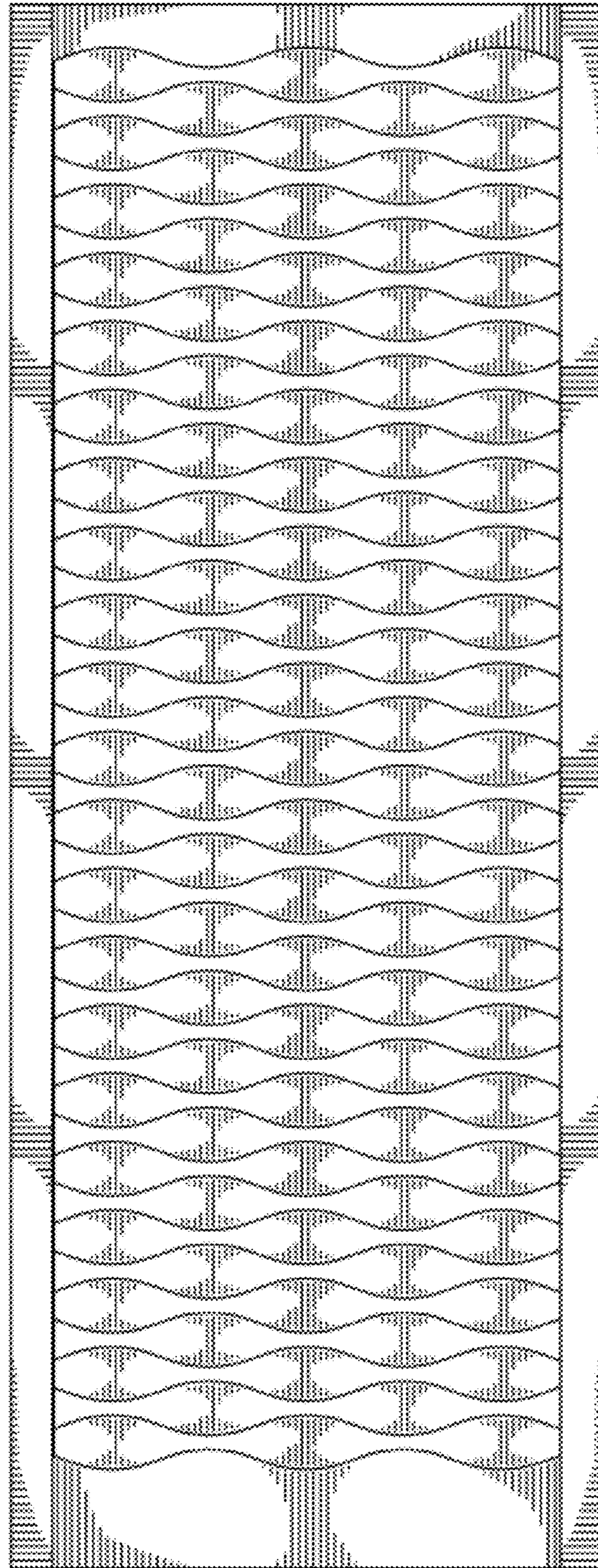


FIG. 2

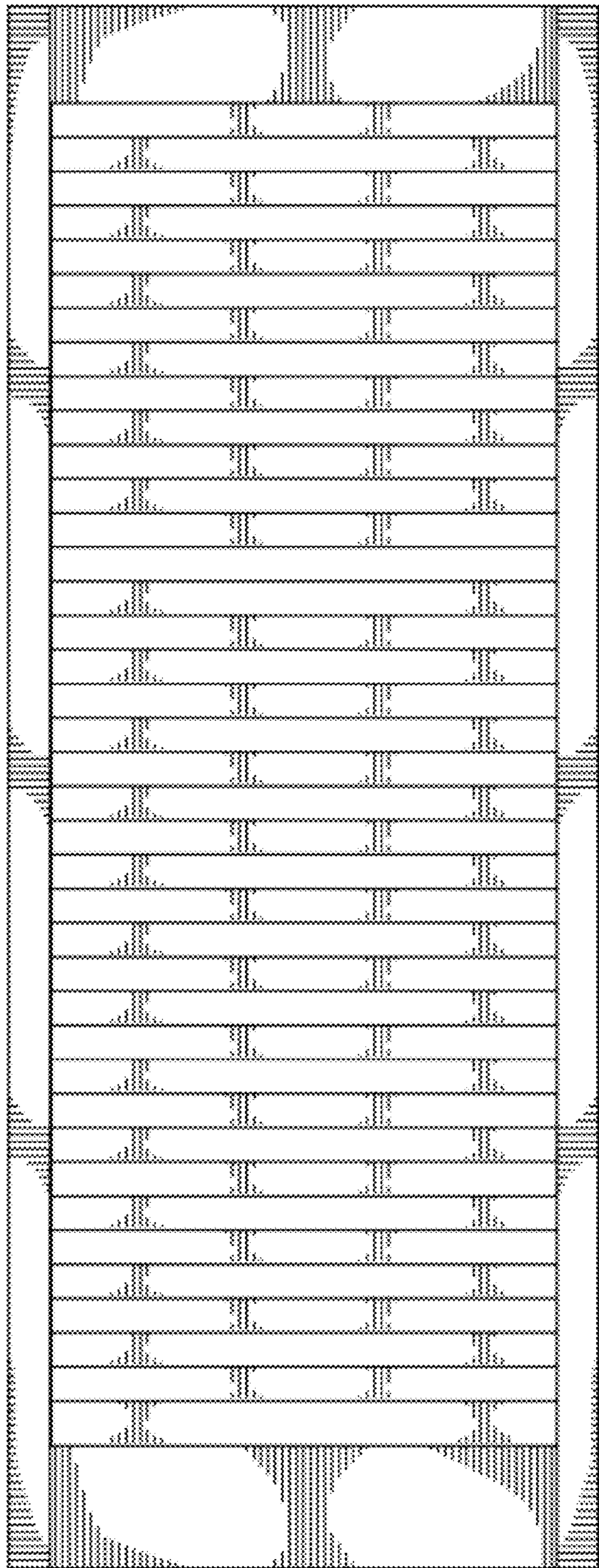


FIG. 3

FIG. 4



FIG. 5



FIG. 6



FIG. 7

